

# EASTERN BROKERS LIMITED

---

## TEA MARKET REPORT



**SALE NO – 18A**

**12<sup>TH</sup> & 13<sup>TH</sup> MAY, 2022**

# ORDER OF SALE – 18A

## EX-ESTATE

CEYLON TEA BROKERS PLC.

**EASTERN BROKERS LTD.**

FORBES & WALKER TEA BROKERS (PVT) LTD.

ASIA SIYAKA COMMODITIES (PVT) LTD.

MERCANTILE PRODUCE BROKERS (PVT) LTD.

BARTLEET PRODUCE MARKETING (PVT) LTD.

LANKA COMMODITY BROKERS LTD.

JOHN KEELLS PLC.

## HIGH & MEDIUM

ASIA SIYAKA COMMODITIES (PVT) LTD.

LANKA COMMODITY BROKERS LTD.

MERCANTILE PRODUCE BROKERS (PVT) LTD.

FORBES & WALKER TEA BROKERS (PVT) LTD.

**EASTERN BROKERS LTD.**

JOHN KEELLS PLC.

CEYLON TEA BROKERS PLC.

BARTLEET PRODUCE MARKETING (PVT) LTD.

## LOW GROWN

JOHN KEELLS PLC.

LANKA COMMODITY BROKERS LTD.

ASIA SIYAKA COMMODITIES (PVT) LTD.

BARTLEET PRODUCE MARKETING (PVT) LTD.

**EASTERN BROKERS LTD.**

CEYLON TEA BROKERS PLC.

MERCANTILE PRODUCE BROKERS (PVT) LTD.

FORBES & WALKER TEA BROKERS (PVT) LTD.

# AUCTION QUANTITY DETAILS - 13<sup>TH</sup> MAY 2022

|                              | LOTS          | QUANTITY            |
|------------------------------|---------------|---------------------|
| EX-ESTATE                    | 811           | 959,062.00          |
| MAIN SALE - HIGH AND MEDIUM  | 1,627         | 881,945.00          |
| MAIN SALE – LOW LEAFY GRADE  | 1,938         | 844,112.00          |
| MAIN SALE – SEMI LEAFY GRADE | 1,327         | 599,201.00          |
| MAIN SALE – TIPPY SMALL LEAF | 1,866         | 1,008,497.00        |
| OFF GRADES & BOP1A           | 2,397         | 1,332,444.00        |
| DUSTS                        | 460           | 457,359.00          |
| PREMIUM FLOWERY              | 310           | 57,736.00           |
| <b>TOTAL</b>                 | <b>10,736</b> | <b>6,140,356.00</b> |





# MARKET DESCRIPTION

QUANTITY

10,736 lots totalling 6,140,356 kilos on offer.

QUALITY

Was irregular.

DEMAND

Was fair at lower levels.

WESTERNS

Select BOP's in the best and below best categories were firm to little dearer following special inquiry. Others declined Rs 30/- to Rs 50/- per kg and more. Plainer sorts declined further. Best BOPF declined Rs 30/- to Rs 60/- per kg. Teas in the below best and plainer categories declined Rs 60/- to Rs 80/- per kg.

NUWARA ELIYAS

BOP's were irregular. Hardy any offerings of BOPF's.

UVA UDAPUSSELLAWA

Select Uva BOP's were firm to little dearer whilst others sold around last levels. BOPF declined Rs 50/- to Rs 100/- per kg. Better Udapussellawa BOP's were irregularly lower whilst others sold around last levels. BOPF declined Rs 30/- to Rs 50/- per kg.

CTC

High Grown BP1's were Rs 20/- to Rs 30/- per kg dearer. Better PF1's declined around Rs 100/- per kg whilst others declined further. Medium Grown BP1's were firm to little dearer. High priced PF1's declined around Rs 100/- per kg and more whilst others were generally firm. Low Grown BP1's declined Rs 50/- to Rs 100/- per kg. Best PF1's were barely steady whilst others declined up to around Rs 200/- per kg and more.

# MARKET DESCRIPTION

## LOW GROWN LEAFY GRADES

Select best OP1's were irregularly dearer. Others were irregular and mostly easier. Teas at the lower end declined sharply. A range of well made OPA's were firm. Others were irregularly lower.

## LOW GROWN SEMI LEAF

Select best BOP1's were firm. Others were barely steady. Teas at the lower end were irregularly easier. A range of select best PEK/PEK1's were firm. Others declined sharply and at times remained unsold due to lack of suitable bids.

## LOW GROWN TIPPY/SMALL LEAF

Select best FBOP's were irregularly easier. Others sold around last levels. FBOPF1's sold around last levels. Best and below best FBOPF's were irregularly dearer. Others were firm.

## OFF GRADES

Liquoring fannings declined Rs 40/- to Rs 50/- per kg. BM, BOP1A and BP's declined Rs 50/- to Rs 70/- per kg. Low Grown fannings declined by Rs 40/- to Rs 60/- per kg.

## DUSTS

All D1's declined Rs 40/- to Rs 50/- per kg. Secondaries and Low Grown held firm.



# QUOTATIONS - EX-ESTATE

|                          | BOP       | BOPF      |
|--------------------------|-----------|-----------|
| BEST WESTERNS            | 1500-1850 | 1300-1550 |
| BELOW BEST WESTERNS      | 1200-1480 | 1150-1280 |
| PLAINER WESTERNS         | 770-1180  | 940-1140  |
| NUWARA ELIYAS            | 1950      | N/A       |
| BRIGHTER UDA PUSSELLAWAS | 840-1080  | 940-1020  |
| OTHER UDA PUSSELLAWAS    | 750-760   | 860       |
| BEST UVAS                | 1120-1300 | 1000-1060 |
| OTHER UVAS               | 900-1020  | 920-980   |

# QUOTATIONS - LOW GROWN



| GRADE         | SELECT BEST | BEST      | BEST BELOW | OTHERS    |
|---------------|-------------|-----------|------------|-----------|
| BOP           | 2000-2100   | 1650-1850 | 1200-1550  | 950-1150  |
| BOPF          | 1700-2000   | 1100-1300 | 900-1000   | 800-860   |
| FBOPF/FBOPFSP | 5500-6300   | 3500-4700 | 1750-2200  | 1000-1300 |
| FBOP          | 2200-2500   | 1800-2100 | 1350-1600  | 950-1200  |
| FBOP1         | 1800-2000   | 1500-1700 | 1150-1250  | 900-1100  |
| FBOPF         | 2200-2800   | 1600-1800 | 1250-1300  | 900-1100  |
| FBOPF1        | 2100-2200   | 1800-1900 | 1300-1500  | 950-1100  |
| PEKOE         | 2000-2400   | 1700-1900 | 1300-1650  | 1000-1200 |
| PEK 1         | 2000-2700   | 1700-2000 | 1400-1600  | 1000-1400 |
| OP            | 2400-3000   | 1900-2300 | 1650-1850  | 700-1500  |
| OPA           | 2200-2800   | 1600-2000 | 1300-1600  | 900-1250  |
| OP 1          | 3600-4400   | 3300-3500 | 2900-3200  | 700-2000  |
| BOP 1         | 3700-4300   | 2900-3600 | 2300-2750  | 1000-2000 |

# QUOTATIONS - OFF GRADES & DUSTS

| BEST WESTERNS                 |
|-------------------------------|
| BELOW BEST WESTERNS           |
| OTHERS                        |
| NUWARA ELIYAS                 |
| BEST UVA UDA PUSSELLAWA       |
| BELOW BEST UVA UDA PUSSELLAWA |
| OTHERS                        |
| BEST MEDIUMS                  |
| OTHER MEDIUMS                 |
| C.T.C                         |


| FNGS 1/FNGS | BP       | BM       |
|-------------|----------|----------|
| 900-1050    | 950-1100 | 950-1050 |
| 800-890     | 800-930  | 830-930  |
| 700-790     | 730-790  | 720-820  |
|             |          |          |
| 850-1000    | 950-1100 | 900-1050 |
| 800-840     | 800-940  | 770-840  |
| 700-790     | 700-790  | 700-760  |
| 850-950     | 950-1050 | 900-1050 |
| 750-840     | 800-930  | 750-890  |
| 550-650     |          |          |

| DUST 1    |
|-----------|
| 1300-1600 |
| 1120-1300 |
| 1000-1120 |
|           |
| 880-1000  |
| 750-880   |
| 650-750   |
| 800-980   |
| 450-500   |
| 440-650   |




# TOP PRICES OBTAINED AT THE SALE OF 13<sup>TH</sup> MAY, 2022

## WESTERN HIGH




| ESTATE         | BOP      | BOPSP    | BOPF     |
|----------------|----------|----------|----------|
| BAMBRAKELLY    | 1,850.00 |          |          |
| ++ BAMBRAKELLY |          | 1,950.00 |          |
| NORWOOD        |          |          | 1,550.00 |

## WESTERN MEDIUM




| ESTATE            | BOP      | BOPSP    | BOPF     |
|-------------------|----------|----------|----------|
| + DARTRY VALLEY   | 2,050.00 |          |          |
| + DOOMBAGASTALAWA |          | 2,050.00 |          |
| HARANGALLA        |          |          | 1,600.00 |

## UDA PUSSELLAWA



| ESTATE             | BOP      | BOPSP    | BOPF            |
|--------------------|----------|----------|-----------------|
| MOOLOYA            | 1,080.00 |          |                 |
| ++DELMAR           |          | 1,650.00 |                 |
| * <b>LUCKYLAND</b> |          |          | <b>1,020.00</b> |

## NUWARA ELIYA



| ESTATE      | BOP      | BOPSP | BOPF |
|-------------|----------|-------|------|
| LOVERS LEAP | 1,950.00 |       |      |

# TOP PRICES OBTAINED AT THE SALE OF 13<sup>TH</sup> MAY, 2022

## UVA HIGH

| ESTATE                   | BOP      | BOPSP    | BOPF     |
|--------------------------|----------|----------|----------|
| GLENANORE                | 2,000.00 |          |          |
| GLENANORE                |          | 1,750.00 |          |
| ++UVA HIGHLANDS (BOPFSp) |          |          | 1,950.00 |

## UVA MEDIUM

| ESTATE      | BOP      | BOPSP    | BOPF     |
|-------------|----------|----------|----------|
| DEMODERA'S' | 1,900.00 |          |          |
| GLEN ALPIN  |          | 1,900.00 |          |
| DICKWELLA   |          |          | 2,050.00 |

## LOW GROWN

| ESTATE                | BOP      | BOPSP    | BOPF     |
|-----------------------|----------|----------|----------|
| + NEW PANILKANDA      | 2,400.00 |          |          |
| + CEE TEE HILLS       |          | 2,350.00 |          |
| HIDELLANA             |          |          | 2,300.00 |
| +MAHALIYADDA (BOPFSP) |          |          | 2,300.00 |

# TOP PRICES OBTAINED AT THE SALE OF 13<sup>TH</sup> MAY, 2022

**CTC**



| HIGH GROWN    | PF1     | BP1    | BPS |
|---------------|---------|--------|-----|
| DUNSINANE CTC | 1340.00 |        |     |
| DUNSINANE CTC |         | 890.00 |     |
|               |         |        |     |

| MEDIUM GROWN    | PF1      | BP1    | BPS    |
|-----------------|----------|--------|--------|
| NEW PEACOCK CTC | 1,280.00 |        |        |
| DELTA CTC       |          | 840.00 |        |
| DONSDIE CTC     |          |        | 670.00 |

| LOW GROWN       | PF1      | BP1      | BPS    |
|-----------------|----------|----------|--------|
| HINGALGODA CTC  | 1,950.00 |          |        |
| CECILIAN CTC    |          | 1,320.00 |        |
| ++ CECILIAN CTC |          |          | 890.00 |

| OTHERS   | ESTATE   | GRADE     | PRICE   |
|----------|----------|-----------|---------|
| UVA HIGH | *++CRAIG | FBOPFEXSP | 6100.00 |
|          |          |           |         |
|          |          |           |         |
|          |          |           |         |



\* TEAS SOLD BY EASTERN BROKERS LTD.

+ EQUAL ALL TIME AUCTION RECORD PRICE.

++ AN ALL-TIME AUCTION RECORD PRICE.



# CROP & WEATHER FOR THE PERIOD – 02<sup>ND</sup> TO 08<sup>TH</sup> MAY, 2022

## WESTERN / NUWARA ELIYA REGIONS

Both regions reported bright weather throughout the week. Isolated showers are expected in both regions, whilst windy conditions are expected in the Nuwara Eliya Region in the week ahead according to the Department of Meteorology.

## UVA/UDAPUSSELLAWA REGIONS

Clear weather was reported in both regions throughout the week.

## LOW GROWN

The Low Grown Region reported sunny weather throughout the week. The Department of Meteorology expects sporadic showers in the Ruhuna and Sabaragamuwa regions in the week ahead.

## CROP INTAKE

The Western, Nuwara Eliya and Udapussellawa regions maintained the crop intake. A decline was reported in the Uva Region, whilst the Low Grown Region reported an increase in the crop intake.

# SALE AVERAGES OF 04/05/2022

|                 | WEEK (RS. PER KG) |            | TO DATE (RS.PER KG) |            |
|-----------------|-------------------|------------|---------------------|------------|
|                 | 2022 GROSS        | 2021 GROSS | 2022 GROSS          | 2021 GROSS |
| <b>ORTHODOX</b> |                   |            |                     |            |
| UVA HIGH        | 1,231.35          | 571.78     | 839.48              | 589.99     |
| WESTERN HIGH    | 1,217.03          | 628.90     | 871.18              | 647.59     |
| UVA MEDIUM      | 1,388.67          | 571.05     | 861.96              | 592.28     |
| WESTERN MEDIUM  | 1,283.77          | 566.06     | 797.29              | 594.38     |
| LOW GROWN       | 1,660.53          | 650.17     | 1,005.09            | 679.76     |
|                 |                   |            |                     |            |
|                 | 2022 GROSS        | 2021 GROSS | 2022 GROSS          | 2021 GROSS |
|                 | 2022 GROSS        | 2021 GROSS | 2022 GROSS          | 2021 GROSS |
| <b>CTC</b>      |                   |            |                     |            |
| WESTERN HIGH    | 1,130.87          | 516.38     | 698.04              | 560.23     |
| WESTERN MEDIUM  | 961.52            | 506.43     | 625.94              | 535.93     |
| LOW GROWN       | 1,174.67          | 516.72     | 643.02              | 524.01     |
| UVA HIGH        | 1,075.15          | 525.32     | 772.58              | 536.07     |

# SALE AVERAGES OF 04/05/2022

| COMBINED           | WEEK (RS. PER KG) |            | TO DATE (RS.PER KG) |            |
|--------------------|-------------------|------------|---------------------|------------|
|                    | 2022 GROSS        | 2021 GROSS | 2022 GROSS          | 2021 GROSS |
| UVA HIGH           | 1,228.35          | 565.97     | 840.98              | 582.91     |
| WESTERN HIGH       | 1,204.30          | 606.82     | 846.07              | 631.44     |
| HIGH GROWN – TOTAL | 1,213.20          | 593.42     | 844.58              | 618.55     |
| UVA MEDIUM         | 1,388.50          | 579.82     | 879.79              | 594.93     |
| WESTERN MEDIUM     | 1,214.22          | 548.01     | 754.66              | 576.61     |
| MED. GROWN – TOTAL | 1,276.66          | 558.24     | 792.10              | 581.80     |
| LOW GROWN – TOTAL  | 1,623.56          | 642.59     | 978.56              | 669.64     |
| TOTAL              | 1,476.02          | 616.62     | 919.07              | 644.72     |
| CTC TOTAL          | 1,103.95          | 513.24     | 651.21              | 533.89     |



# QUANTITY SOLD 02<sup>ND</sup> TO 07<sup>TH</sup> MAY, 2022

## WEEK (KG)

## TO DATE (KG)

|  | 2022 GROSS   | 2021 GROSS   | 2022 GROSS    | 2021 GROSS    |
|--|--------------|--------------|---------------|---------------|
| <b>PUBLIC AUCTION</b>                    | 5,259,809.00 | 6,225,589.50 | 85,167,858.50 | 99,920,176.50 |
| <b>PRIVATE SALE</b>                      | 133,747.00   | 160,548.00   | 1,219,387.50  | 2,070,710.09  |
| <b>FORWARD CONTRACTS</b>                 | 0.00         | 47,720.00    | 591,640.00    | 479,090.00    |
| <b>DIRECT SALES</b>                      | 0.00         | 0.00         | 0.00          | 0.00          |
| <b>BIO/GREEN TEA</b>                     | 32,862.93    | 69,398.00    | 527,551.30    | 6,563,702.26  |
| <b>BMF – (EXLUDED FROM PRIVATE SALE)</b> | 46,590.00    | 118,722.00   | 1,956,452.00  | 3,376,272.00  |
|  |              |              |               |               |

## WORLD PRODUCTION

### COUNTRY

**SRI LANKA**

## DURING MONTH

|                 | 2022 (KG) | 2021 (KG) |
|-----------------|-----------|-----------|
| <b>FEBRUARY</b> | 18.02     | 22.6      |

## TOTAL UPTO

|                 | 2022 (KG) | 2021 (KG) |
|-----------------|-----------|-----------|
| <b>FEBRUARY</b> | 41.0      | 45.6      |

## (+)INC/ (-) DE

- 4.5

### COUNTRY

**BANGLADESH**

**NORTH INDIA**

**SOUTH INDIA**

**KENYA**

|                 | 2022 (KG) | 2021 (KG) |
|-----------------|-----------|-----------|
| FEBRUARY        | 0.033     | 0.019     |
| FEBRUARY        | 1.3       | 2.2       |
| FEBRUARY        | 14.5      | 15.3      |
| DECEMBER (2021) | 52.5      | 54.1      |

|                | 2022 (KG) | 2021 (KG) |        |
|----------------|-----------|-----------|--------|
| FEBRUARY       | 0.540     | 0.305     | +0.235 |
| FEBRUARY       | 1.8       | 2.2       | -0.4   |
| FEBRUARY       | 30.5      | 31.2      | -0.8   |
| DECEMBER(2021) | 537.8     | 569.5     | - 31.7 |

# SALE NO 20C - 24<sup>TH</sup> & 25<sup>TH</sup> MAY, 2022

|                          |  | LOTS          | QUANTITY (KG)       |
|--------------------------|--|---------------|---------------------|
| <b>EX-ESTATE</b>         | Closed on 06/05/2022 Excluding violations. | 802           | 943,027.00          |
| <b>HIGH &amp; MEDIUM</b> | Closed on 06/05/2022 Excluding violations. | 1,718         | 930,281.00          |
| <b>LEAFY GRADES</b>      | Closed on 06/05/2022 Excluding violations. | 2,102         | 946,518.00          |
| <b>SEMI LEAFY</b>        | Closed on 06/05/2022 Excluding violations. | 1,436         | 645,675.00          |
| <b>TIPPY SMALL LEAF</b>  | Closed on 06/05/2022 Excluding violations. | 1,884         | 986,502.00          |
| <b>OFF GRADES</b>        | Closed on 06/05/2022 Excluding violations. | 1,814         | 1,141,945.00        |
| <b>BOP1A</b>             | Closed on 06/05/2022 Excluding violations. | 735           | 304,122.00          |
| <b>DUSTS</b>             | Closed on 06/05/2022 Excluding violations. | 465           | 456,857.00          |
| <b>PREMIUM FLOWERY</b>   | Closed on 06/05/2022 Excluding violations. | 360           | 69,045.00           |
| <b>TOTAL</b>             |  | <b>11,316</b> | <b>6,423,972.00</b> |

A total of kgs. 6,423,972.0 are on offer at this sale of which 194,271 kgs., are reprints.

**SALE NO: 21A**  
31<sup>ST</sup> MAY & 01<sup>ST</sup> JUNE, 2022

EX. ESTATE & MAIN SALE  
Scheduled to close on 14/05/2022.

# COMMENTS

A quantity of 6.14 million kilos of tea was on offer at this week's auction. This was 0.22 million kilos higher than last week's quantity. Ex. Estate offerings which comprised 0.9 million kilos of teas was 0.15 million kilos higher than last week.

Quality was irregular.

There was fair demand at lower levels.

In the Ex Estate catalogues select BOP's in the best and below best categories met a firm to dearer market. Others together with BOPF were lower.

Nuwara Eliya BOP's were irregular. There were hardly any offerings of BOPF.

Select Uva BOP's met a firm to dearer market whilst others sold around last levels. BOPF were lower. Better Udupussellawa BOP's met a lower market whilst others were firm. BOPF were lower.

High Grown CTC BP1's met a dearer market. PF1's were lower. Medium Grown BP1's were firm to dearer. High priced PF1's met a lower market whilst others were generally firm. Low Grown BP1's were lower. Best PF1's were barely steady whilst others were lower.

In the Low Grown Leafy catalogues select best OP1's met a dearer market. Others were irregular and mostly easier. Teas at the lower end declined sharply. A range of well made OPA's were firm. Others met a lower market.

In the Low Grown Semi Leaf catalogues select best BOP1's were firm. Others were barely steady. Teas at the lower end met a lower market. A range of select best PEK / PEK1's were firm. Others declined sharply.

In the Low Grown Small Leaf catalogues select best FBOP's met a lower market. Others and FBOPF1's sold around last levels. Best and below best FBOPF's met a dearer market. Others were firm.

In the Off Grades catalogues, Liquoring fannings BM's, BOP1A's, BP's and Low Grown fannings met a lower market.

In the Dust catalogues, all Dust1's met a lower market. Secondaries and Low Grown sold around last levels.



# DETAILS OF TEA AWAITING SALES - 2022

|                      | SALE NO – 19B 18 <sup>TH</sup> & 19 <sup>TH</sup> MAY, 2022 |               |            | SALE NO – 20C 24 <sup>TH</sup> & 25 <sup>TH</sup> MAY, 2022 |               |            |         |
|----------------------|---|---------------|------------|---|---------------|------------|---------|
|                      | LOTS  | QUANTITY (KG) | REPRINTS   | LOTS  | QUANTITY (KG) | REPRINTS   |         |
| EX-ESTATE            | 890   | 1,063,545.00  |            | 802   | 943,027.00    |            |         |
| HIGH AND MEDIUM      | 1,666   | 929,356.00    |            | 1,718   | 930,281.00    |            |         |
| LOW LEAFY GRADE      | 2,133   | 976,798.00    |            | 2,102   | 946,518.00    |            |         |
| SEMI LEAFY GRADE     | 1,526   | 698,992.00    |            | 1,436   | 645,675.00    |            |         |
| TIPPY SMALL LEAF     | 2,003   | 1,095,517.00  |            | 1,884   | 986,502.00    |            |         |
| OFF GRADES & BOP1A   | 2,475   | 1,408,775.00  |            | 2,549   | 1,446,067.00  |            |         |
| DUSTS                | 547   | 538,478.00    |            | 465   | 456,857.00    |            |         |
| PREMIUM FLOWERY      | 349   | 65,508.00     |            | 360   | 69,045.00     |            |         |
| TOTAL                | 11,589  | 6,776,968.00  | 194,271.00 | 11,316  | 6,423,972.00  | 370,556.00 |         |
| TOTAL NO OF PKGS     |   |               | 163,424    | TOTAL NO OF PKGS  |               |            | 175,201 |
| NO OF TOTAL CTC PKGS |   |               | 10,325     | NO OF TOTAL CTC PKGS  |               |            | 10,344  |
| TOTAL QUANTITY (KG)  |   |               | 563,984    | TOTAL QUANTITY (KG)   |               |            | 554,788 |

# SALE NO 19B – 18<sup>TH</sup> & 19<sup>TH</sup> MAY, 2022

## ORDER OF SALE

### EX - ESTATE

#### EASTERN BROKERS LTD.

FORBES & WALKER TEA BROKERS (PVT) LTD.

ASIA SIYAKA COMMODITIES (PVT) LTD.

MERCANTILE PRODUCE BROKERS (PVT) LTD.

BARTLEET PRODUCE MARKETING (PVT) LTD.

LANKA COMMODITY BROKERS LTD.

JOHN KEELLS PLC.

CEYLON TEA BROKERS PLC.

### HIGH & MEDIUM

LANKA COMMODITY BROKERS LTD.

MERCANTILE PRODUCE BROKERS (PVT) LTD.

FORBES & WALKER TEA BROKERS (PVT) LTD.

#### EASTERN BROKERS LTD.

JOHN KEELLS PLC.

CEYLON TEA BROKERS PLC.

BARTLEET PRODUCE MARKETING (PVT) LTD.

ASIA SIYAKA COMMODITIES (PVT) LTD.

### LOW GROWN

ASIA SIYAKA COMMODITIES (PVT) LTD.

BARTLEET PRODUCE MARKETING (PVT) LTD.

MERCANTILE PRODUCE BROKERS (PVT) LTD.

FORBES & WALKER TEA BROKERS (PVT) LTD.

JOHN KEELLS PLC.

#### EASTERN BROKERS LTD.

LANKA COMMODITY BROKERS LTD.

CEYLON TEA BROKERS PLC.

10% PAYMENT

20/05/2022

BUYERS' PROMPT

25/05/2022

SELLERS' PROMPT

26/05/2022