

# EASTERN BROKERS LIMITED

---

## TEA MARKET REPORT



SALE NO – 20C

24<sup>TH</sup> & 25<sup>TH</sup> MAY, 2022

# ORDER OF SALE – 20C

## EX-ESTATE

FORBES & WALKER TEA BROKERS (PVT) LTD.

ASIA SIYAKA COMMODITIES (PVT) LTD.

MERCANTILE PRODUCE BROKERS (PVT) LTD.

BARTLEET PRODUCE MARKETING (PVT) LTD.

LANKA COMMODITY BROKERS LTD.

JOHN KEELLS PLC.

CEYLON TEA BROKERS PLC.

**EASTERN BROKERS LTD.**

## HIGH & MEDIUM

MERCANTILE PRODUCE BROKERS (PVT) LTD.

FORBES & WALKER TEA BROKERS (PVT) LTD.

**EASTERN BROKERS LTD.**

JOHN KEELLS PLC.

CEYLON TEA BROKERS PLC.

BARTLEET PRODUCE MARKETING (PVT) LTD.

ASIA SIYAKA COMMODITIES (PVT) LTD.

LANKA COMMODITY BROKERS LTD.

## LOW GROWN

MERCANTILE PRODUCE BROKERS (PVT) LTD.

FORBES & WALKER TEA BROKERS (PVT) LTD.

JOHN KEELLS PLC.

**EASTERN BROKERS LTD.**

LANKA COMMODITY BROKERS LTD.

CEYLON TEA BROKERS PLC.

ASIA SIYAKA COMMODITIES (PVT) LTD.

BARTLEET PRODUCE MARKETING (PVT) LTD.

# AUCTION QUANTITY DETAILS - 25<sup>TH</sup> MAY 2022

	LOTS	QUANTITY
EX-ESTATE	802	943,027.00
MAIN SALE - HIGH AND MEDIUM	1,718	930,281.00
MAIN SALE – LOW LEAFY GRADE	2,102	946,518.00
MAIN SALE – SEMI LEAFY GRADE	1,436	645,675.00
MAIN SALE – TIPPY SMALL LEAF	1,884	986,502.00
OFF GRADES & BOP1A	2,549	1,446,067.00
DUSTS	465	456,857.00
PREMIUM FLOWERY	360	69,045.00
<b>TOTAL</b>	<b>11,316</b>	<b>6,423,972.00</b>





# MARKET DESCRIPTION

QUANTITY

11,589 lots totalling 6,776,968 kilos on offer.

QUALITY

Showed a decline.

DEMAND

Was lower.

WESTERNS

A range of select best BOP's were firm to around Rs 30/- per kg dearer following special inquiry whilst others in the best category declined by a similar margin and more. Below best sorts declined Rs 50/- to Rs 60/- per kg and more whilst the plainer sorts eased up to around Rs 100/- per kg. Best BOPF declined around Rs 100/- per kg. Teas in the below best and plainer categories declined further.

NUWARA ELIYAS

Select invoices of BOP's sold at firm to dearer levels whilst others were irregularly easier. BOPF were generally firm.

UVA UDAPUSSELLAWA

Select BOP's gained Rs 50/- to Rs 100/- per kg whilst others were firm. Uva BOPF declined Rs 50/- to Rs 100/- per kg and more . Udapussellawa's declined around Rs 100/- per kg and more.

CTC

High Grown BP1's declined Rs 20/- to Rs 40/- per kg. PF1's were lower by Rs 50/- to Rs100/- per kg. Medium Grown BP1's were irregular. Better PF1's declined Rs 20/- to Rs 30/- per kg whilst others declined further. Low Grown BP1's declined up to around Rs 200/- per kg. Better PF1's were firm whilst others were irregularly easier.

# MARKET DESCRIPTION

## LOW GROWN LEAFY GRADES

A range of select best OP1's were firm whilst others in the best category declined sharply. Others commenced firm and declined towards the close. A range of well made OPA's were firm. Others were irregularly lower.

## LOW GROWN SEMI LEAF

A range of select best BOP1's were firm. Others were irregularly lower. Select best PEK/PEK1's were firm. Others declined sharply.

## LOW GROWN TIPPY/SMALL LEAF

A range of select best FBOP were irregularly dearer whilst balance together with best, clean below best and cleaner teas at the bottom sold around last levels. Balance were irregularly lower. Well made FBOPF1's together with cleaner below best sorts and cleaner teas at the bottom were firm. Balance were irregularly lower. All FBOPF's were selectively dearer.

## OFF GRADES

Clean leaf bright liquoring fannings held firm. Others declined Rs 40/- to Rs 50/- per kg. BM, and BOP1A declined by Rs 50/- to Rs 70/- per kg. BP gained Rs 50/- to Rs 60/- per kg. Low Grown fannings sold around last levels.

## DUSTS

All D1's declined Rs 50/- to Rs 100/- per kg. Secondaries and Low Grown declined Rs 40/- to Rs 50/- per kg.



# QUOTATIONS - EX-ESTATE

	BOP	BOPF
BEST WESTERNS	1200-1460	1100-1300
BELOW BEST WESTERNS	900-1180	900-1080
PLAINER WESTERNS	700-880	720-880
NUWARA ELIYAS	1650	1000-1020
BRIGHTER UDA PUSSELLAWAS	1080-1200	770-870
OTHER UDA PUSSELLAWAS	700-780	700-740
BEST UVAS	1100-1600	820-920
OTHER UVAS	980	700-800

# QUOTATIONS - LOW GROWN



GRADE	SELECT BEST	BEST	BEST BELOW	OTHERS
BOP	2000-2100	1650-1850	1150-1450	850-950
BOPF	1400-1700	1000-1200	830-900	750-800
FBOPF/FBOPFSP	6500-6800	4500-5500	1750-2300	1000-1350
FBOP	2100-2400	1820-2000	1150-1400	800-940
FBOP1	1800-2000	1400-1600	1000-1100	600-940
FBOPF	2900-3300	1600-1900	1050-1250	870-950
FBOPF1	2100-2200	1800-1950	1250-1450	850-950
PEKOE	2000-2300	1500-1600	900-1200	700-900
PEK 1	2000-2350	1500-1800	1200-1500	1000-1200
OP	2200-2600	1700-2100	1450-1650	600-1000
OPA	2000-2400	1500-1700	900-1200	600-850
OP 1	3500-4400	3100-3300	2700-3000	500-1500
BOP 1	3600-4400	2800-3500	2200-2650	800-1400

# QUOTATIONS - OFF GRADES & DUSTS

BEST WESTERNS
BELOW BEST WESTERNS
OTHERS
NUWARA ELIYAS
BEST UVA UDA PUSSELLAWA
BELOW BEST UVA UDA PUSSELLAWA
OTHERS
BEST MEDIUMS
OTHER MEDIUMS
C.T.C


FNGS 1/FNGS	BP	BM
830-980	900-1050	800-900
730-820	750-880	680-780
630-720	680-940	570-670
750-900	900-1050	750-900
700-740	750-890	620-690
600-690	650-740	550-610
750-850	900-1000	750-900
650-740	750-880	600-740
550-650		

DUST 1
1200-1400
1050-1200
900-1050
780-900
890-780
680-700
800-980
450-500
440-650




# TOP PRICES OBTAINED AT THE SALE OF 25<sup>TH</sup> MAY, 2022

## WESTERN HIGH




ESTATE	BOP	BOPSP	BOPF
INGESTRE	1,460.00		
QUEENSBERRY		1,650.00	
GREAT WESTERN			1,300.00

## WESTERN MEDIUM




ESTATE	BOP	BOPSP	BOPF
DOOMBAGASTALAWA	2,000.00		
CRAIGHEAD		1,900.00	
HARANGALLA			1,650.00

## UDA PUSSELLAWA



ESTATE	BOP	BOPSP	BOPF
* KIRKLEES	1,200.00		
ALMA		1,550.00	
MOOLOYA			870.00

## NUWARA ELIYA



ESTATE	BOP	BOPSP	BOPF
MAHAGASTOTTE	1,650.00		
MAHAGASTOTTE/ LOVERS LEAP			1,020.00

# TOP PRICES OBTAINED AT THE SALE OF 25<sup>TH</sup> MAY, 2022

## UVA HIGH

ESTATE	BOP	BOPSP	BOPF
GLENANORE	1,800.00		
RANAYA		1,600.00	
UVA HIGHLANDS(BOPFSp)			1,750.00

## UVA MEDIUM

ESTATE	BOP	BOPSP	BOPF
DEMODERA 'S'	1,850.00		
SARNIA PLAIDERIE/ DEMODERA 'S'		1,750.00	
HALPEWATTE UVA			1,100.00

## LOW GROWN

ESTATE	BOP	BOPSP	BOPF
POTHOTUWA/ GOLDEN GARDEN/ NEW BATUWANGALA	2,250.00		
GRACELAND		2,150.00	
HIDELLANA			2,100.00
CEE TEE HILLS/ MAHALIYADDA/ GOLDEN GARDEN(BOPFSP)			2,150.00

# TOP PRICES OBTAINED AT THE SALE OF 25<sup>TH</sup> MAY, 2022

**CTC**



HIGH GROWN	PF1	BP1	BPS
DUNSINANE CTC	1,000.00		
MOUNT VERNON CTC		670.00	
MOUNT VERNON CTC			620.00

MEDIUM GROWN	PF1	BP1	BPS
NEW PEACOCK CTC	1,040.00		
DELTA CTC		820.00	
DONSDIE CTC			680.00

LOW GROWN	PF1	BP1	BPS
HINGALGODA CTC	1,900.00		
CECILIAN CTC		920.00	

OTHERS	ESTATE	GRADE	PRICE
UVA HIGH	*CRAIG	BOP1	2,200.00
	*CRAIG	FBOPFSP	3,400.00



\* TEAS SOLD BY EASTERN BROKERS LTD.

+ EQUAL ALL TIME AUCTION RECORD PRICE.

++ AN ALL-TIME AUCTION RECORD PRICE.



# **CROP & WEATHER FOR THE PERIOD – 16<sup>TH</sup> TO 22<sup>ND</sup> MAY, 2022**

## **WESTERN / NUWARA ELIYA REGIONS**

The Western Region reported overcast weather and rain, whilst the Nuwara Eliya Region reported bright mornings and evening showers throughout the week. According to the Department of Meteorology, isolated showers are expected in both regions in the week ahead.

## **UVA/UDAPUSSELLAWA REGIONS**

Clear weather was reported in both regions throughout the week.

## **LOW GROWN**

The Low Grown Region reported clear mornings and evening showers throughout the week. Heavy showers are expected in the Ruhuna and Sabaragamuwa regions in the week ahead according to the Department of Meteorology.

## **CROP INTAKE**

The Western Medium, Nuwara Eliya and Udapussellawa regions maintained the crop intake, whilst the Western High and Uva regions reported a decline. An increase in the crop intake was reported in the Low Grown Region.

# SALE AVERAGES OF 19/05/2022

ORTHODOX	WEEK (RS. PER KG)		TO DATE (RS.PER KG)	
	2022 GROSS	2021 GROSS	2022 GROSS	2021 GROSS
UVA HIGH	1,020.52	555.63	880.45	585.38
WESTERN HIGH	1,073.33	600.94	901.10	642.49
UVA MEDIUM	1,173.73	560.99	910.17	589.17
WESTERN MEDIUM	1,099.02	558.93	838.15	590.44
LOW GROWN	1,537.65	651.68	1,070.25	676.94

CTC	2022 GROSS	2021 GROSS	2022 GROSS	2021 GROSS
	2022 GROSS	2021 GROSS	2022 GROSS	2021 GROSS
WESTERN HIGH	904.10	495.36	726.95	554.01
WESTERN MEDIUM	817.80	494.69	652.01	532.35
LOW GROWN	1,040.49	526.17	684.18	523.73
UVA HIGH	1,009.81	518.38	800.80	534.83

# SALE AVERAGES OF 19/05/2022

COMBINED	WEEK (RS. PER KG)		TO DATE (RS.PER KG)	
	2022 GROSS	2021 GROSS	2022 GROSS	2021 GROSS
UVA HIGH	1,018.50	549.75	881.24	578.87
WESTERN HIGH	1,050.85	582.92	876.21	626.22
HIGH GROWN – TOTAL	1,039.58	572.09	877.72	613.24
UVA MEDIUM	1,171.83	563.33	927.78	591.67
WESTERN MEDIUM	1,040.75	541.38	792.37	572.87
MED. GROWN – TOTAL	1,079.58	548.40	833.34	578.31
LOW GROWN – TOTAL	1,507.94	645.71	1,042.37	667.27
TOTAL	1,328.34	612.46	972.13	641.27
CTC TOTAL	947.30	509.09	685.52	531.61



# QUANTITY SOLD 16<sup>TH</sup> TO 21<sup>ST</sup> MAY, 2022

## WEEK (KG)

## TO DATE (KG)

	2022 GROSS	2021 GROSS	2022 GROSS	2021 GROSS
<b>PUBLIC AUCTION</b>	5,685,479.50	6,910,853.50	96,200,740.00	112,866,750.00
<b>PRIVATE SALE</b>	107,895.00	178,372.00	1,702,487.18	2,366,422.59
<b>FORWARD CONTRACTS</b>	40,000.00	25,160.00	631,640.00	564,570.00
<b>DIRECT SALES</b>	0.00	0.00	0.00	0.00
<b>BIO/GREEN TEA</b>	31,990.00	83,331.00	526,679.30	964,683.29
<b>BMF – (EXLUDED FROM PRIVATE SALE)</b>	219,540.00	42,800.00	2,129,402.00	3,482,447.00

## WORLD PRODUCTION

## DURING MONTH

## TOTAL UPTO

## (+)INC/ (-) DE

COUNTRY		2022 (KG)	2021 (KG)		2022 (KG)	2021 (KG)	
<b>SRI LANKA</b>	<b>APRIL</b>	22.9	29.5	<b>APRIL</b>	86.23	104.09	- 17.86

COUNTRY		2022 (KG)	2021 (KG)		2022 (KG)	2021 (KG)	
<b>BANGLADESH</b>	MARCH	1.58	1.68	MARCH	2.129	1.98	+0.143
<b>NORTH INDIA</b>	MARCH	51.8	46.9	MARCH	53.6	49.1.2	+4.5
<b>SOUTH INDIA</b>	MARCH	16.3	19.6	MARCH	46.7	50.7	-4.0
<b>KENYA</b>	DECEMBER (2021)	52.5	54.1	DECEMBER(2021)	537.8	569.5	- 31.7

# SALE NO 22B - 07<sup>TH</sup> & 08<sup>TH</sup> JUNE, 2022

		LOTS	QUANTITY (KG)
<b>EX-ESTATE</b>	Closed on 20/05/2022 Excluding violations.	754	877,992.00
<b>HIGH &amp; MEDIUM</b>	Closed on 20/05/2022 Excluding violations.	1,692	878,280.00
<b>LEAFY GRADES</b>	Closed on 20/05/2022 Excluding violations.	1,799	761,960.00
<b>SEMI LEAFY</b>	Closed on 20/05/2022 Excluding violations.	1,122	479,420.00
<b>TIPPY SMALL LEAF</b>	Closed on 20/05/2022 Excluding violations.	1,534	773,208.00
<b>OFF GRADES</b>	Closed on 20/05/2022 Excluding violations.	1,686	1,054,520.00
<b>BOP1A</b>	Closed on 20/05/2022 Excluding violations.	741	299,013.00
<b>DUSTS</b>	Closed on 20/05/2022 Excluding violations.	511	522,295.00
<b>PREMIUM FLOWERY</b>	Closed on 20/05/2022 Excluding violations.	269	46,193.00
<b>TOTAL</b>		<b>10,108</b>	<b>5,692,880.50</b>

A total of kgs. 5,692,880.50 are on offer at this sale of which 661,410 kgs., are reprints.

**SALE NO: 23B**  
15<sup>TH</sup> & 16<sup>TH</sup>  
JUNE, 2022

EX. ESTATE &  
MAIN SALE  
Scheduled to close on  
26/05/2022.

# COMMENTS

A quantity of 6.42 million kilos of tea was on offer at this week's auction. This was 0.35 million kilos lower than last week's quantity. Ex. Estate offerings which comprised 0.9 million kilos of teas was 0.12 million kilos lower than last week.

Quality showed a decline.

There was lower demand.

In the Ex Estate catalogues a range of select best BOP's were firm to dearer following special inquiry. All other BOP and BOPF met a lower market.

Select Nuwara Eliya BOP's sold at firm to dearer rates whilst others met a lower market. BOPF were generally firm.

Select Uva /Udapussellawa BOP's met a dearer market whilst others were firm. BOPF met a lower market.

High Grown CTC BP1/PF1's met a lower market. Medium Grown BP1's were irregular whilst PF1's were lower. Low Grown BP1's declined sharply. Better PF1's were firm whilst others declined.

In the Low Grown Leafy catalogues A range of select best OP1's were firm. Others in the best category declined sharply. Others commenced firm and declined towards the close. A range of well made OPA's were firm. Others met a lower market.

In the Low Grown Semi Leaf catalogues A range of select best BOP1's were firm. Others met a lower market. Select best PEK / PEK1's were firm. Others declined sharply.

In the Low Grown Small Leaf catalogues a range of select best FBOP's met a dearer market whilst the balance together with best, clean below best and cleaner teas at the bottom sold around last levels. Balance met a lower market. Well made FBOPF1's together with cleaner below best sorts and cleaner teas at the bottom were firm. Balance met a lower market. FBOPF's met a dearer market.

In the Off Grades catalogues, Clean leaf bright liquoring fannings were firm. Others together with BM's, BOP1A's met a lower market. BP1's met a dearer market. Low Growns fannings sold around last levels.

In the Dust catalogues, all Dust1's Secondaries and Low Growns met a lower market.



# DETAILS OF TEA AWAITING SALES - 2022

	SALE NO – 21A 31 <sup>ST</sup> MAY & 01 <sup>ST</sup> JUNE, 2022			SALE NO – 22B 07 <sup>TH</sup> & 08 <sup>TH</sup> JUNE, 2022		
	LOTS	QUANTITY (KG)	REPRINTS	LOTS	QUANTITY (KG)	REPRINTS
EX-ESTATE	852	996,064.00		754	877,992.00	
HIGH AND MEDIUM	1,843	988,811.00		1,692	878,280.00	
LOW LEAFY GRADE	2,125	942,836.00		1,799	761,960.00	
SEMI LEAFY GRADE	1,608	726,615.00		1,122	479,420.00	
TIPPY SMALL LEAF	1,961	1,026,309.00		1,534	773,208.00	
OFF GRADES & BOP1A	2,474	1,409,715.00		2,427	1,353,533.00	
DUSTS	512	532,836.00		511	522,295.00	
PREMIUM FLOWERY	403	74,763.00		269	46,193.00	
TOTAL	11,778	6,697,949.00	438,137.00	10,108	5,692,280.50	661,410.00
TOTAL NO OF PKGS			181,081	TOTAL NO OF PKGS		154,153
NO OF TOTAL CTC PKGS			10,804	NO OF TOTAL CTC PKGS		9,722
TOTAL QUANTITY (KG)			589,202	TOTAL QUANTITY (KG)		529,047

# SALE NO 21A – 31<sup>ST</sup> MAY & 01<sup>ST</sup> JUNE, 2022

## ORDER OF SALE

EX - ESTATE
ASIA SIYAKA COMMODITIES (PVT) LTD.
MERCANTILE PRODUCE BROKERS (PVT) LTD.
BARTLEET PRODUCE MARKETING (PVT) LTD.
LANKA COMMODITY BROKERS LTD.
JOHN KEELLS PLC.
CEYLON TEA BROKERS PLC.
<b>EASTERN BROKERS LTD.</b>
FORBES & WALKER TEA BROKERS (PVT) LTD.

HIGH & MEDIUM
<b>EASTERN BROKERS LTD.</b>
JOHN KEELLS PLC.
CEYLON TEA BROKERS PLC.
BARTLEET PRODUCE MARKETING (PVT) LTD.
ASIA SIYAKA COMMODITIES (PVT) LTD.
LANKA COMMODITY BROKERS LTD.
LANKA COMMODITY BROKERS LTD.
MERCANTILE PRODUCE BROKERS (PVT) LTD.

LOW GROWN
MERCANTILE PRODUCE BROKERS (PVT) LTD.
FORBES & WALKER TEA BROKERS (PVT) LTD.
JOHN KEELLS PLC.
<b>EASTERN BROKERS LTD.</b>
LANKA COMMODITY BROKERS LTD.
CEYLON TEA BROKERS PLC.
ASIA SIYAKA COMMODITIES (PVT) LTD.
BARTLEET PRODUCE MARKETING (PVT) LTD.

10% PAYMENT	03/06/2022
BUYERS' PROMPT	07/06/2022
SELLERS' PROMPT	08/06/2022