

EASTERN BROKERS LIMITED

TEA MARKET REPORT



SALE NO – 20B

23RD & 24TH MAY, 2023

ORDER OF SALE – 20B

EX-ESTATE

JOHN KEELLS PLC.

BARTLEET PRODUCE MARKETING (PVT) LTD.

CEYLON TEA BROKERS PLC.

LANKA COMMODITY BROKERS LTD.

ASIA SIYAKA COMMODITIES (PVT) LTD.

FORBES & WALKER TEA BROKERS (PVT) LTD.

MERCANTILE PRODUCE BROKERS (PVT) LTD.

EASTERN BROKERS LTD.

HIGH & MEDIUM

MERCANTILE PRODUCE BROKERS (PVT) LTD.

FORBES & WALKER TEA BROKERS (PVT) LTD.

EASTERN BROKERS LTD.

JOHN KEELLS PLC.

CEYLON TEA BROKERS PLC.

BARTLEET PRODUCE MARKETING (PVT) LTD.

ASIA SIYAKA COMMODITIES (PVT) LTD.

LANKA COMMODITY BROKERS LTD.

LOW GROWN

FORBES & WALKER TEA BROKERS (PVT) LTD.

MERCANTILE PRODUCE BROKERS (PVT) LTD.

BARTLEET PRODUCE MARKETING (PVT) LTD.

LANKA COMMODITY BROKERS LTD.

EASTERN BROKERS LTD.

JOHN KEELLS PLC.

CEYLON TEA BROKERS PLC.

ASIA SIYAKA COMMODITIES (PVT) LTD.

AUCTION QUANTITY DETAILS - 24TH MAY, 2023

	LOTS	QUANTITY
EX-ESTATE	947	1,085,814.00
MAIN SALE - HIGH AND MEDIUM	1,868	983,039.00
MAIN SALE – LOW LEAFY GRADE	2,530	1,144,665.00
MAIN SALE – SEMI LEAFY GRADE	1,807	871,579.00
MAIN SALE – TIPPY SMALL LEAF	1,801	897,520.00
OFF GRADES & BOP1A	2,527	1,406,723.00
DUSTS	673	698,389.00
PREMIUM FLOWERY	217	40,163.00
TOTAL	12,370	7,127,892.00



MARKET DESCRIPTION

QUANTITY

12,370 lots totalling 7,127,892.00 kilos on offer.

QUALITY

Showed a decline all round.

DEMAND

Was fair at lower levels.

WESTERNS

A range of Select best BOP's appreciated following special inquiry whilst others in the best category declined around Rs 50/- per kg. Below best sorts declined around Rs 100/- per kg whilst plainer sorts eased further. A range of Select best BOPF appreciated around Rs 100/- per kg following special inquiry whilst others in the best category declined around Rs 50/- per kg. In the below best category, Neat leaf teas were barely steady whilst others together with plainer sorts declined Rs 50/- to 100/- per kg.

NUWARA ELIYAS

BOP's were irregularly easier. BOPF were mostly unsold due to lack of suitable bids.

UVA UDAPUSSELLAWA

Select Uva BOP's were barely steady whilst others declined Rs 50/- to Rs 100/- per kg. Better BOPF declined Rs 30/- to Rs 50/- per kg whilst others declined further. Udapussellawa BOP's declined around Rs 100/- per kg and more. Better BOPF were lower by around Rs.200/- per kg whilst others were lower to a lesser extent.

CTC

High Grown BP1's were irregularly easier. Select PF1's were Rs 20/- to Rs 50/- per kg easier whilst others sold around last levels. Medium Grown BP1's were irregular. Better PF1's declined Rs.20/- to Rs 40/- per kg and more towards the close. Others were lower to a lesser extent. Low Grown BP1's were barely steady. Better PF1's were firm whilst others were irregularly easier.

MARKET DESCRIPTION

LOW GROWN LEAFY GRADES

Select best OP1/ OP's were firm to marginally easier. Others OP1, OP's and OPA's were irregularly lower.

LOW GROWN SEMI LEAF

A range of Select best BOP1's were Selectively dearer. Other were irregularly lower. A Selection of best PEK/PEK1's were firm. Others were irregularly lower.

LOW GROWN TIPPY/SMALL LEAF

A range of Select best FBOP/FBOPF1's were firm. Others were irregularly easier. All FBOPF's met a lower market.


OFF GRADES

Liquoring fannings, declined Rs 50/- to Rs 100/- per kg. BM and BOP1A's declined Rs 40/- Rs 50/- per kg. BP's declined Rs 50/- to Rs. 70/- per kg. Low Grown fannings declined Rs 20/- Rs 40/- per kg.

DUSTS

Select best and best DUST1's declined Rs 50/- to Rs 100/- per kg. Others declined further. Secondaries were barely steady. Low Grows were irregular and tended easier.

QUOTATIONS - EX-ESTATE



	BOP	BOPF
BEST WESTERNS	1000-1240	1100-1220
BELOW BEST WESTERNS	860-980	920-1080
PLAINER WESTERNS	780-840	800-900
NUWARA ELIYAS	1300	N/A
BRIGHTER UDA PUSSELLAWAS	900-980	840-920
OTHER UDA PUSSELLAWAS	750-890	720-820
BEST UVAS	860-1000	850-940
OTHER UVAS	700- 810	750-820

QUOTATIONS - LOW GROWN

GRADE	SELECT BEST	BEST	BEST BELOW	OTHERS
BOP	1300-1400	1100-1150	850-880	700-750
BOPF	1000-1100	850-900	780-800	700-750
FBOPF/FBOPFSP	1600-2500	1050-1200	1000	N/A
FBOP	1500-1550	1100-1300	950-1050	800-820
FBOP1	1250-1400	1100-1200	880-920	750-800
FBOPF	1000-1100	900-920	800-820	700-750
FBOPF1	1350-1440	1050-1100	800-850	700-750
PEKOE	1600-2250	1350-1550	1100-1300	800-1000
PEK 1	1600-2250	1350-1550	1200-1300	800-1150
OP	1350-1650	1200-1300	1000-1100	850-950
OPA	1300-2000	1150-1250	1000-1100	800-950
OP 1	2600-3250	1750-2300	1500-1650	1050-1350
BOP 1	1700-2450	1500-1650	1050-1350	900-1000

QUOTATIONS - OFF GRADES & DUSTS


BEST WESTERNS
BELOW BEST WESTERNS
OTHERS
NUWARA ELIYAS
BEST UVA UDA PUSSELLAWA
BELOW BEST UVA UDA PUSSELLAWA
OTHERS
BEST MEDIUMS
OTHER MEDIUMS
C.T.C

FNGS 1/FNGS	BP	BM
850-1050	920-1100	900-1000
750-840	770-900	780-880
650-740	650-750	680-770
850-950	920-1000	880-1000
750-840	870-900	750-850
650-740	650-750	650-740
820-900	900-1100	900-1000
700-800	700-850	650-880
800-1000		

DUST 1
1500-1650
1380-1500
1280-1380
1000-1400
900-1000
680-700
800-980
450-500
440-650


TOP PRICES OBTAINED AT THE SALE OF 24TH MAY, 2023

WESTERN MEDIUM



ESTATE	BOP	BOPSP	BOPF
Harangalla	1,140.00		
Rilagala / Erin Super		1,000.00	
Craighead			1,000.00

UDA PUSSELLAWA



ESTATE	BOP	BOPSP	BOPF
* Kirklees	980.00		
* Luckyland		900.00	
* Kirklees / Delmar		870.00	
Blairlomond			920.00

WESTERN HIGH

ESTATE	BOP	BOPSP	BOPF
Wattegodde / Bearwell	1,240.00		
Mattakelle		1,220.00	
Bearwell / Great Western			1,220.00


NUWARA ELIYA



ESTATE	BOP	BOPSP	BOPF
Lovers Leap	1,300.00		
Kenmare		980.00	760.00


TOP PRICES OBTAINED AT THE SALE OF 24TH MAY, 2023

UVA HIGH




ESTATE	BOP	BOPSP	BOPF
Bandaraeliya	1,000.00		
* Cannavarella		880.00	
Uva Highlands			980.00

UVA MEDIUM



ESTATE	BOP	BOPSP	BOPF
Demodera 'S'	940.00		980.00
High Spring		1,260.00	

LOW GROWN



ESTATE	BOP	BOPSP	BOPF
Wathurawila	2,450.00		
KDU Super / Stream Line		1,600.00	
Sithaka			1,480.00
Adams View (BOPFSp)			1,160.00

TOP PRICES OBTAINED AT THE SALE OF 24TH MAY, 2023

CTC



HIGH GROWN	PF1	BP1	BPS
Ulugedara CTC	1,000.00		
Mount Vernon CTC		1,000.00	

MEDIUM GROWN	PF1	BP1	BPS
New Peacock CTC	940.00		
Aultmore CTC / Delta CTC		890.00	
Donside CTC			1,020.00

LOW GROWN	PF1	BP1	BPS
Hingalgoda CTC	1,300.00		
Ceciliyan CTC		1,340.00	
Canora CTC			790.00

OTHERS	ESTATE	GRADE	PRICE
UDA PUSSELLAWA	*Gampaha	FBOP	1,010.00
	*Gampaha	PEK1	1,460.00
UVA MEDIUM	High Spring	FBOPF/ FBOPF1	1,160.00
	* Gonakelle / Demodera 'S'	FBOPF1	980.00



* TEAS SOLD BY EASTERN BROKERS LTD.

+ EQUAL ALL TIME AUCTION RECORD PRICE.

++ AN ALL-TIME AUCTION RECORD PRICE.

CROP & WEATHER FOR THE PERIOD – 15TH MAY TO 21ST MAY, 2023

WESTERN / NUWARA ELIYA REGIONS

Showers were reported in the Western Region, whilst bright weather was reported in the Nuwara Eliya Region throughout the week. The Department of Meteorology expects light showers in the Western Region in the week ahead.

UVA/UDAPUSSELLAWA REGIONS

The Uva Region reported sunny weather, whilst clear mornings and occasional evening showers were reported in the Udapussellawa Region throughout the week. Evening/night time showers are expected in the Uva Region in the week ahead according to the Department of Meteorology.

LOW GROWN

Sunny mornings and evening showers were reported in the Low Grown Region throughout the week. The Department of Meteorology expects rainy mornings in the Ruhuna Region in the week ahead.

CROP INTAKE

The Western, Nuwara Eliya and Low Grown regions maintained the crop intake, whilst the Uva and Udapussellawa regions reported a slight decline.

SALE AVERAGES OF 17/05/2023

ORTHODOX
Uva High
Western High
Uva Medium
Western Medium
Low Grown

WEEK (RS. PER KG)	
2023 GROSS	2022 GROSS
943.07	1,020.01
1,029.11	1,072.95
949.73	1,173.73
954.79	1,097.54
1,160.03	1,535.44

TO DATE (RS.PER KG)	
2023 GROSS	2022 GROSS
1,156.04	880.39
1,390.50	900.76
1,139.83	910.21
1,141.55	835.43
1,414.54	1,069.44

CTC
Western High
Western Medium
Low Grown
Uva High

2023 GROSS	2022 GROSS
860.88	902.16
834.83	816.97
911.26	1,040.49
1,195.05	1,009.81

2023 GROSS	2022 GROSS
1,170.74	721.79
1,081.33	652.03
1,012.73	684.18
1,267.56	800.80

SALE AVERAGES OF 17/05/2023

COMBINED	WEEK (RS. PER KG)		TO DATE (RS.PER KG)	
	2023 GROSS	2022 GROSS	2023 GROSS	2022 GROSS
Uva High	929.84	1,018.50	1,155.49	881.24
Western High	994.93	1,050.85	1,357.24	876.23
High Grown – Total	971.43	1,039.58	1,299.19	877.74
Uva Medium	953.67	1,171.83	1,144.08	927.82
Western Medium	914.62	1,037.15	1,125.88	789.04
Med. Grown – Total	928.28	1,077.88	1,131.55	831.83
Low Grown – Total	1,146.25	1,506.04	1,391.93	1,041.77
Total	1,067.57	1,328.42	1,331.77	972.19
CTC Total	883.10	946.70	1,063.56	684.50

QUANTITY SOLD 15TH MAY TO 20TH MAY, 2023

WEEK (KG)

TO DATE (KG)

	2023 GROSS	2022 GROSS	2023 GROSS	2022 GROSS
PUBLIC AUCTION	5,899,168.00	5,685,019.50	88,323,185.50	96,204,120.00
PRIVATE SALE	149,332.54	107,895.00	1,954,011.95	1,702,487.18
FORWARD CONTRACTS	56,100.00	40,000.00	1,191,068.00	631,640.00
DIRECT SALES	0.00	0.00	0.00	0.00
BIO/GREEN TEA	60,521.00	31,990.00	884,449.20	526,679.30
BMF – (EXCLUDED FROM PRIVATE SALE)	65,264.00	219,540.00	942,240.00	2,129,402.00

WORLD TEA PRODUCTION

COUNTRY	MONTH			TOTAL UPTO			(+)INC/ (-) DE
		2023 (KG)	2022 (KG)		2023 (KG)	2022 (KG)	
SRI LANKA	APRIL	24.72	22.90	APRIL	84.08	86.23	-2.15
BANGLADESH	MARCH	2.06	1.59	MARCH	2.47	2.13	+0.34
NORTH INDIA	MARCH	63.4	52.2	MARCH	66.4	54.1	+12.4
SOUTH INDIA	MARCH	13.8	16.3	MARCH	40.4	47.1	- 6.8
KENYA	FEBRUARY	32.7	41.0	FEBRUARY	87.6	89.8	-2.1

SALE NO 22A - 06TH & 07TH JUNE, 2023

		LOTS	QUANTITY (KG)
EX-ESTATE	Closed on 18/05/2023 Excluding violations.	916	1,048,014.00
HIGH & MEDIUM	Closed on 18/05/2023 Excluding violations.	1,891	936,920.00
LEAFY GRADES	Closed on 18/05/2023 Excluding violations.	2,462	1,083,363.00
SEMI LEAFY	Closed on 18/05/2023 Excluding violations.	1,798	830,655.00
TIPPY SMALL LEAF	Closed on 18/05/2023 Excluding violations.	1,828	900,894.00
OFF GRADES	Closed on 18/05/2023 Excluding violations.	1,800	1,073,049.00
BOP1A	Closed on 18/05/2023 Excluding violations.	757	294,220.00
DUSTS	Closed on 18/05/2023 Excluding violations.	718	736,554.00
PREMIUM FLOWERY	Closed on 18/05/2023 Excluding violations.	244	43,040.00
	TOTAL	12,414	6,946,709.00

A total of kgs. 6,946,709.00 are on offer at this sale of which 796,548 kgs., are reprints.

SALE NO: 23B
13RD & 14TH JUNE,
2023

EX. ESTATE &
MAIN SALE
Scheduled to close on
25/05/2023.

COMMENTS

A quantity of 7.12 million kilos of tea was on offer at this week's auction. This was 0.04 million kilos higher than last week's quantity. Ex. Estate offerings which comprised 1.08 million kilos of teas was 0.02 million kilos lower than last week.

Quality showed a decline all round.

There was fair demand at lower levels.

In the Ex Estate catalogues a range of Select Best BOP/BOPF met a dearer market following special inquiry. Others were lower. Below Best and plainer BOP's met a lower market. Clean leaf Below Best BOPF were barely steady whilst others together with plainer sorts declined.

Nuwara Eliya BOP's met a lower market. BOPF were mostly unsold due to lack of suitable bids.

Select Uva BOP's were barely steady whilst others and BOPF together with Udapussellawa BOP/ BOPF met a lower market.

High Grown CTC BP1's met a lower market. Select PF1's were lower whilst others sold around last levels. Medium Grown BP1's were irregular. PF1's were lower. Low Grown BP1's were barely steady. Better PF1's were firm whilst others declined.

In the Low Grown Leafy catalogues Select Best OP1/ OP's were firm to easier. All Others OP1, OP's and OPA's met a lower market.

In the Low Grown semi Leaf catalogues a range of Select Best BOP1's met a dearer market. Others met a lower market. A Selection of Best PEK/PEK1's were firm. Others met a lower market.

In the Low Grown small leaf catalogues a range of Select Best FBOP/ FBOPF1's were firm. Others and FBOPF's met a lower market.

In the Off Grades catalogues, liquoring fannings, BM's, BOP1A's, BP's and Low Grown fannings met a lower market.

In the Dust catalogues, All Primaries met a lower market. Secondaries were barely steady. Low Grown tended easier.

DETAILS OF TEA AWAITING SALES – 2023

SALE NO – 21C 30TH & 31ST MAY, 2023

	LOTS	QUANTITY (KG)	REPRINTS
EX-ESTATE	915	1,030,120.00	
HIGH AND MEDIUM	1,609	800,352.00	
LOW LEAFY GRADE	2,157	911,590.00	
SEMI LEAFY GRADE	1,518	688,484.00	
TIPPY SMALL LEAF	1,396	685,580.00	
OFF GRADES & BOP1A	2,031	1,112,470.00	
DUSTS	616	638,337.00	
PREMIUM FLOWERY	216	37,178.00	
TOTAL	10,458	5,904,111.00	530,966.00

TOTAL NO OF PKGS 155,821

NO OF TOTAL CTC PKGS 10,388

TOTAL QUANTITY (KG) 572,463

SALE NO – 22B 06TH & 07TH JUNE, 2023

	LOTS	QUANTITY (KG)	REPRINTS
	916	1,048,014.00	
	1,891	936,920.00	
	2,462	1,083,363.00	
	1,798	830,655.00	
	1,828	900,894.00	
	2,557	1,367,269.00	
	718	736,554.00	
	244	43,040.00	
	12,414	6,946,709.00	796,548.00

TOTAL NO OF PKGS 186,600

NO OF TOTAL CTC PKGS 10,510

TOTAL QUANTITY (KG) 574,824

SALE NO 21C – 30TH & 31ST MAY, 2023

ORDER OF SALE

Ex - ESTATE

CEYLON TEA BROKERS PLC.

LANKA COMMODITY BROKERS LTD.

ASIA SIYAKA COMMODITIES (PVT) LTD.

FORBES & WALKER TEA BROKERS (PVT) LTD.

MERCANTILE PRODUCE BROKERS (PVT) LTD.

EASTERN BROKERS LTD.

BARTLEET PRODUCE MARKETING (PVT) LTD.

JOHN KEELLS PLC.

HIGH & MEDIUM

FORBES & WALKER TEA BROKERS (PVT) LTD.

EASTERN BROKERS LTD.

JOHN KEELLS PLC.

CEYLON TEA BROKERS PLC.

BARTLEET PRODUCE MARKETING (PVT) LTD.

ASIA SIYAKA COMMODITIES (PVT) LTD.

LANKA COMMODITY BROKERS LTD.

MERCANTILE PRODUCE BROKERS (PVT) LTD.

LOW GROWN

MERCANTILE PRODUCE BROKERS (PVT) LTD.

BARTLEET PRODUCE MARKETING (PVT) LTD.

LANKA COMMODITY BROKERS LTD.

JOHN KEELLS PLC.

CEYLON TEA BROKERS PLC.

EASTERN BROKERS LTD.

ASIA SIYAKA COMMODITIES (PVT) LTD.

FORBES & WALKER TEA BROKERS (PVT) LTD.

10% PAYMENT

02/06/2023

BUYERS' PROMPT

06/06/2023

SELLERS' PROMPT

07/06/2023

SRI LANKA TEA PRODUCTION – APRIL, 2023

We give below production figures for the month of APRIL 2023, together with the corresponding figures of 2022 (kgs).

ORTHODOX

	APRIL 2023	TO DATE 2023	APRIL 2022	TO DATE 2022
High Grown	5,323,787.0	16,569,918.0	5,048,499.0	18,092,662.0
Medium Grown	3,530,744.0	10,792,245.0	3,440,020.0	11,611,745.0
Low Grown	13,171,374.0	47,798,747.0	12,212,933.0	47,547,176.0
Total	22,025,905.0	75,160,911.0	20,701,451.0	77,251,852.0

CTC

	APRIL 2023	TO DATE 2023	APRIL 2022	TO DATE 2022
	625,034.0	1,718,988.0	499,956.0	1,883,011.0
	804,945.0	2,385,626.0	630,645.0	2,334,095.0
	894,612.0	3,360,151.0	797,079.0	3,477,639.0
Total	2,324,591.0	7,464,765.0	1,927,680.0	7,694,745.0

TOTAL BLACK TEA PRODUCTION

	APRIL 2023	TO DATE 2023	APRIL 2022	TO DATE 2022
High Grown	6,044,062.00	18,626,165.00	5,642,913.00	20,348,435.00
Medium Grown	4,376,628.00	13,300,865.00	4,117,749.00	14,091,040.00
Low Grown	14,101,867.00	51,355,260.00	13,052,379.00	51,206,574.00
Total	24,522,558.00	83,282,290.00	22,813,041.00	85,646,049.00

SRI LANKA TEA PRODUCTION – APRIL, 2023

GREEN TEA

	APRIL 2023	TO DATE 2023	APRIL 2022	TO DATE 2022
High Grown	110,116.00	417,740.00	58,189.00	333,571.00
Medium Grown	95,858.00	386,685.00	37,811.00	251,222.00
Low Grown	193.00	2,022.00	548.00	1,324.00
Total	206,167.00	806,447.00	96,548.00	586,117.00

TOTAL TEA PRODUCTION

	APRIL 2023	TO DATE 2023	APRIL 2022	TO DATE 2022
High Grown	6,154,178.00	19,043,904.00	5,701,102.00	20,682,006.00
Medium Grown	4,472,486.00	13,687,550.00	4,155,560.00	14,342,262.00
Low Grown	14,102,060.00	51,357,282.00	13,052,927.00	51,207,898.00
Total	24,728,725.00	84,088,736.00	22,909,589.00	86,232,166.00

CTC PRODUCTION AS A PERCENTAGE OF THE TOTAL BLACK TEA PRODUCTION



APRIL – 9.5

TO DATE – 9.0



APRIL – 8.4

TO DATE – 9.0

ANALYSIS OF PRODUCTION – (PERCENTAGE WISE)

2023	MONTH	COMULATIVE
High Grown	24.90	22.60
Medium Grown	18.10	16.30
Low Grown	57.00	61.10
Total	100.00	100.00

2022	MONTH	COMULATIVE
High Grown	24.90	24.00
Medium Grown	18.10	16.60
Low Grown	57.00	59.40
Total	100.00	100.00

PRODUCTION OF	APRIL 2023	TO DATE 2023	APRIL 2022	TO DATE 2022
Instant tea (Included in black tea data)	248,222.00	1,227,334.00	204,198.00	918,488.00
Bio Tea (included in black tea data)	126,181.00	360,912.00	108,251.00	336,204.00
Reclaim Tea (included in black tea data)	45,881.00	295,702.00	75,660.00	363,518.00

AMENDED - SRI LANKA TEA PRODUCTION MARCH - 2023

ORTHODOX	MARCH	ADJUSTMENTS FOR LATE RETURNS	AMENDED FIGURE MARCH
High Grown	10,937,399.00	308,732.00	11,246,131.00
Medium Grown	7,228,714.00	32,786.00	7,261,501.00
Low Grown	34,170,711.00	456,663.00	34,627,374.00
Total	52,336,825.00	798,181.00	53,135,006.00

CTC	MARCH	ADJUSTMENTS FOR LATE RETURNS	AMENDED FIGURE MARCH
High Grown	1,093,954.00	0.00	1,093,954.00
Medium Grown	1,580,681.00	0.00	1,580,681.00
Low Grown	2,423,843.00	41,696.00	2,465,539.00
Total	5,098,478.00	41,696.00	5,140,174.00

AMENDED - SRI LANKA TEA PRODUCTION MARCH - 2023

TOTAL BLACK TEA	MARCH	ADJUSTMENTS FOR LATE RETURNS	AMENDED FIGURE MARCH
High Grown	12,273,371.00	308,732.00	12,582,103.00
Medium Grown	8,891,450.00	32,786.00	8,924,236.00
Low Grown	36,755,034.00	498,359.00	37,253,393.00
Total	57,919,855.00	839,877.00	58,759,732.00

GREEN TEA	MARCH	ADJUSTMENTS FOR LATE RETURNS	AMENDED FIGURE MARCH
High Grown	307,624.00	0.00	307,624.00
Medium Grown	290,827.00	0.00	290,827.00
Low Grown	1,827.00	0.00	1,829.00
Total	600,280.00	0.00	600,280.00

TOTAL TEA PRODUCTION	MARCH	ADJUSTMENTS FOR LATE RETURNS	AMENDED FIGURE MARCH
High Grown	12,580,995.00	308,732.00	12,889,727.00
Medium Grown	9,182,277.00	32,786.00	9,215,063.00
Low Grown	36,756,863.00	498,359.00	37,255,222.00
Total	58,520,135.00	839,877.00	59,360,012.00