

# EASTERN BROKERS LIMITED

---

## TEA MARKET REPORT



**SALE NO – 22A**

**06<sup>TH</sup> & 07<sup>TH</sup> JUNE, 2023**

# ORDER OF SALE – 22A

## EX-ESTATE

ASIA SIYAKA COMMODITIES (PVT) LTD.

FORBES & WALKER TEA BROKERS (PVT) LTD.

**EASTERN BROKERS LTD.**

CEYLON TEA BROKERS PLC.

JOHN KEELLS PLC.

LANKA COMMODITY BROKERS LTD.

BARTLEET PRODUCE MARKETING (PVT) LTD.

MERCANTILE PRODUCE BROKERS (PVT) LTD.

## HIGH & MEDIUM

**EASTERN BROKERS LTD.**

JOHN KEELLS PLC.

CEYLON TEA BROKERS PLC.

BARTLEET PRODUCE MARKETING (PVT) LTD.

ASIA SIYAKA COMMODITIES (PVT) LTD.

LANKA COMMODITY BROKERS LTD.

MERCANTILE PRODUCE BROKERS (PVT) LTD.

FORBES & WALKER TEA BROKERS (PVT) LTD.

## LOW GROWN

BARTLEET PRODUCE MARKETING (PVT) LTD.

LANKA COMMODITY BROKERS LTD.

JOHN KEELLS PLC.

CEYLON TEA BROKERS PLC.

**EASTERN BROKERS LTD.**

ASIA SIYAKA COMMODITIES (PVT) LTD.

FORBES & WALKER TEA BROKERS (PVT) LTD.

MERCANTILE PRODUCE BROKERS (PVT) LTD.

# AUCTION QUANTITY DETAILS - 07<sup>TH</sup> JUNE, 2023

|                              | LOTS          | QUANTITY            |
|------------------------------|---------------|---------------------|
| EX-ESTATE                    | 916           | 1,048,014.00        |
| MAIN SALE - HIGH AND MEDIUM  | 1,891         | 936,920.00          |
| MAIN SALE – LOW LEAFY GRADE  | 2,462         | 1,083,363.00        |
| MAIN SALE – SEMI LEAFY GRADE | 1,798         | 830,655.00          |
| MAIN SALE – TIPPY SMALL LEAF | 1,828         | 900,894.00          |
| OFF GRADES & BOP1A           | 2,557         | 1,367,269.00        |
| DUSTS                        | 718           | 736,554.00          |
| PREMIUM FLOWERY              | 244           | 43,040.00           |
| <b>TOTAL</b>                 | <b>12,414</b> | <b>6,946,709.00</b> |





# MARKET DESCRIPTION

## QUANTITY

12,414 lots totalling 6,946,709.00 kilos on offer.

## QUALITY

Westerns showed a improvement. Others were fairly similar to last week.

## DEMAND

Was fair.

## WESTERNS

Select high priced BOP's declined around Rs 100/- per kg whilst others were lower around Rs 50/- per kg. Below best and plainer teas were firm to selectively dearer. Best BOPF declined around Rs 50/- per kg and more. Clean leaf teas in the below best and plainer categories were firm to selectively dearer whilst others declined around Rs 50/- per kg and more.

## NUWARA ELIYAS

BOP's were irregularly easier. BOPF declined around Rs 50/- per kg.

## UVA UDAPUSSELLAWA

Better Uva BOP's were firm to around Rs 50/- per kg dearer whilst others were barely steady. Better BOPF were Rs 20/- to Rs 30/- per kg dearer whilst others were lower by a similar margin. Better Udapussellawa BOP's gained Rs 30/- to Rs 50/- per kg whilst others were barely steady. Better BOPF dearer by around Rs.50/- per kg whilst others declined Rs 20/- to Rs 40/- per kg.

## CTC

Hardly any offering of High Grown BP1's. Better PF1's were firm whilst others were irregularly easier. Medium Grown BP1's were Rs 20/- to Rs 30/- per kg lower. Better PF1's were marginally easier whilst others were irregular. Low Grown BP1's were around Rs 50/- per kg lower. PF1's were generally firm.

# MARKET DESCRIPTION

## LOW GROWN LEAFY GRADES

Select Best OP1's were irregularly easier. Best and below best varieties were firm. Poorer sorts declined. Select best OP's and OPA's were firm. Best and below best varieties were firm to little easier. Poorer sorts were firm to selectively dearer.

## LOW GROWN SEMI LEAF

Select Best BOP1's were firm to selectively dearer. Others sold around last levels. Select best PEK/PEK1's were firm to selectively dearer. Best and Below best varieties were firm. Poorer sorts were firm to easier.

## LOW GROWN TIPPY/SMALL LEAF

Well made FBOP's together with cleaner below best and cleaner teas at the bottom were irregularly dearer. Balance were irregular. Select Best FBOPF1's were irregularly dearer. Best and Below best varieties were firm. Teas at the bottom eased. All FBOPF's declined.


## OFF GRADES

Liquoring fannings, declined Rs 40/- to Rs 50/- per kg. BM and BOP1A's were dearer by Rs 20/- to Rs 40/- per kg. BP's were firm to little easier. Low Grown fannings declined Rs 20/- Rs 30/- per kg.

## DUSTS

Select best and best DUST1's declined Rs 30/- to Rs 40/- per kg. Others declined further. Secondaries were barely steady. Low Grown were irregular and tended easier.

# QUOTATIONS - EX-ESTATE



|                                 | <b>BOP</b> | <b>BOPF</b> |
|---------------------------------|------------|-------------|
| <b>BEST WESTERNS</b>            | 860-1040   | 960-1240    |
| <b>BELOW BEST WESTERNS</b>      | 780-840    | 800-940     |
| <b>PLAINER WESTERNS</b>         | 700-760    | 710-780     |
| <b>NUWARA ELIYAS</b>            | N/A        | 950         |
| <b>BRIGHTER UDA PUSSELLAWAS</b> | 750-940    | 780-940     |
| <b>OTHER UDA PUSSELLAWAS</b>    | N/A        | 690-700     |
| <b>BEST UVAS</b>                | 880-980    | 800-1000    |
| <b>OTHER UVAS</b>               | 700- 830   | 740-790     |



# QUOTATIONS - LOW GROWN

| GRADE         | SELECT BEST | BEST      | BEST BELOW | OTHERS    |
|---------------|-------------|-----------|------------|-----------|
| BOP           | 1300-1500   | 1100-1150 | 800-820    | 700-730   |
| BOPF          | 1150-1250   | 850-900   | 750-780    | 680-730   |
| FBOPF/FBOPFSP | 1650-2500   | 1200-1300 | 1000-1100  | 1000      |
| FBOP          | 1700-2100   | 1150-1350 | 950-1000   | 800-810   |
| FBOP1         | 1250-1440   | 1100-1200 | 850-900    | 700-750   |
| FBOPF         | 1100-1200   | 850-900   | 800-820    | 680-740   |
| FBOPF1        | 1300-1400   | 1050-1100 | 800-830    | 680-720   |
| PEKOE         | 1700-2350   | 1350-1600 | 1000-1250  | 800-950   |
| PEK 1         | 1700-2150   | 1350-1600 | 1150-1250  | 800-1000  |
| OP            | 1300-1420   | 1200-1300 | 1000-1050  | 850-900   |
| OPA           | 1250-2200   | 1100-1200 | 950-1000   | 800-900   |
| OP 1          | 2600-3000   | 1650-2300 | 1400-1500  | 1050-1200 |
| BOP 1         | 1700-2550   | 1550-1700 | 1100-1400  | 1000-1050 |

# QUOTATIONS - OFF GRADES & DUSTS

| <b>BEST WESTERNS</b>                 |
|--------------------------------------|
| <b>BELOW BEST WESTERNS</b>           |
| <b>OTHERS</b>                        |
| <b>NUWARA ELIYAS</b>                 |
| <b>BEST UVA UDA PUSSELLAWA</b>       |
| <b>BELOW BEST UVA UDA PUSSELLAWA</b> |
| <b>OTHERS</b>                        |
| <b>BEST MEDIUMS</b>                  |
| <b>OTHER MEDIUMS</b>                 |
| <b>C.T.C</b>                         |


| <b>FNGS 1/FNGS</b> | <b>BP</b> | <b>BM</b> |
|--------------------|-----------|-----------|
| 750-950            | 920-1100  | 900-980   |
| 680-740            | 770-900   | 780-880   |
| 600-680            | 650-750   | 660-770   |
|                    |           |           |
| 800-900            | 920-1000  | 900-980   |
| 700-780            | 870-900   | 750-880   |
| 600-680            | 650-750   | 650-740   |
| 820-900            | 900-1100  | 850-950   |
| 700-800            | 700-850   | 650-800   |
| 800-1000           |           |           |

| <b>DUST 1</b> |
|---------------|
| 1500-1650     |
| 1380-1500     |
| 1280-1380     |
|               |
| 1000-1400     |
| 900-1000      |
| 680-700       |
| 800-980       |
| 450-500       |
| 440-650       |




# TOP PRICES OBTAINED AT THE SALE OF 07<sup>TH</sup> JUNE, 2023

## WESTERN MEDIUM



| ESTATE    | BOP      | BOPSP  | BOPF   |
|-----------|----------|--------|--------|
| Hatale    | 1,060.00 |        |        |
| Craighead |          | 960.00 |        |
| Peniland  |          |        | 840.00 |

## UDA PUSSELLAWA




| ESTATE               | BOP    | BOPSP  | BOPF   |
|----------------------|--------|--------|--------|
| * Kirklees           | 940.00 |        |        |
| * Kirklees/ Delmar   |        | 800.00 |        |
| * Kirklees/Luckyland |        |        | 940.00 |

## WESTERN HIGH

| ESTATE                      | BOP      | BOPSP    | BOPF     |
|-----------------------------|----------|----------|----------|
| Ingestre/ Bearwell/ Norwood | 1,000.00 |          |          |
| Bearwel                     |          | 1,190.00 |          |
| Norwood                     |          |          | 1,240.00 |

## NUWARA ELIYA



| ESTATE  | BOP    | BOPSP  | BOPF |
|---------|--------|--------|------|
| Kenmare | 790.00 |        |      |
| Kenmare |        | 710.00 |      |

# TOP PRICES OBTAINED AT THE SALE OF 07<sup>TH</sup> JUNE, 2023

## UVA HIGH

| ESTATE       | BOP    | BOPSP  | BOPF     |
|--------------|--------|--------|----------|
| Bandaraeliya | 980.00 |        |          |
| Ranaya       |        | 870.00 |          |
| Bandaraeliya |        |        | 1,000.00 |

## UVA MEDIUM

| ESTATE         | BOP      | BOPSP    | BOPF     |
|----------------|----------|----------|----------|
| Halpewatte Uva | 1,100.00 |          |          |
| High Spring    |          | 1,240.00 |          |
| Halpewatte Uva |          |          | 1,200.00 |

## LOW GROWN

| ESTATE                  | BOP      | BOPSP    | BOPF     |
|-------------------------|----------|----------|----------|
| Brombil                 | 1,950.00 |          |          |
| Suduwelipothahena Super |          | 1,340.00 |          |
| Ceciliyan               |          |          | 1,500.00 |
| Makandura(BOPFSp)       |          |          | 1,460.00 |

# TOP PRICES OBTAINED AT THE SALE OF 07<sup>TH</sup> JUNE, 2023

**CTC**



| HIGH GROWN       | PF1      | BP1    | BPS    |
|------------------|----------|--------|--------|
| Ulugedara CTC    | 1,020.00 |        |        |
| Mount Vernon CTC |          | 900.00 |        |
| Dunsinane CTC    |          |        | 920.00 |

| MEDIUM GROWN | PF1      | BP1    | BPS    |
|--------------|----------|--------|--------|
| Donside CTC  | 1,080.00 |        |        |
| Delta CTC    |          | 940.00 |        |
| Donside CTC  |          |        | 940.00 |

| LOW GROWN             | PF1      | BP1     | BPS |
|-----------------------|----------|---------|-----|
| Suduwelipothahena CTC | 1,180.00 |         |     |
| Kalubowitiyana CTC    |          | 1000.00 |     |

| OTHERS         | ESTATE                        | GRADE  | PRICE    |
|----------------|-------------------------------|--------|----------|
| UDA PUSSELLAWA | *Gampaha                      | OP     | 1,060.00 |
|                | *Luckyland                    | DUST1  | 870.00   |
| UVA MEDIUM     | * Gonakelle/ Sarnia Plaiderie | FBOPF1 | 980.00   |
| UVA HIGH       | * Craig/ Glenanore            | FBOP   | 1,160.00 |
|                | Spring Valley                 | OP     | 1,020.00 |
|                | * Craig/ Gonamotawa/ Mahadowa | OP     | 980.00   |
|                | * Craig/ Gonamotawa           | OP1    | 1,420.00 |



\* TEAS SOLD BY EASTERN BROKERS LTD.

+ EQUAL ALL TIME AUCTION RECORD PRICE.

++ AN ALL-TIME AUCTION RECORD PRICE.



# CROP & WEATHER FOR THE PERIOD – 29<sup>TH</sup> MAY TO 04<sup>TH</sup> JUNE, 2023

## WESTERN / NUWARA ELIYA REGIONS

Bright weather was reported in both regions throughout the week. The Department of Meteorology expects sporadic showers in both regions in the week ahead.

## UVA/UDAPUSSELLAWA REGIONS

Both regions reported clear weather throughout the week. Evening/night showers are expected in the Uva Region in the week ahead according to the Department of Meteorology.

## LOW GROWN

Bright weather was reported in the Ruhuna Region, whilst the Sabaragamuwa Region reported occasional showers throughout the week. According to the Department of Meteorology, fairly heavy showers in the Ruhuna and Sabaragamuwa regions are expected in the week ahead.

## CROP INTAKE

The Western, Uva, Udapussellawa and Low Grown regions reported a slight decline in the crop intake, whilst the Nuwara Eliya Region maintained.

# SALE AVERAGES OF 31/05/2023

|                 | WEEK (RS. PER KG) |            | TO DATE (RS.PER KG) |            |
|-----------------|-------------------|------------|---------------------|------------|
|                 | 2023 GROSS        | 2022 GROSS | 2023 GROSS          | 2022 GROSS |
| <b>ORTHODOX</b> |                   |            |                     |            |
| UVA HIGH        | 825.36            | 940.39     | 1,109.62            | 887.19     |
| WESTERN HIGH    | 908.57            | 1,022.36   | 1,335.25            | 912.24     |
| UVA MEDIUM      | 856.88            | 1,063.81   | 1,103.17            | 927.26     |
| WESTERN MEDIUM  | 831.99            | 1,014.97   | 1,107.22            | 858.67     |
| LOW GROWN       | 1,049.06          | 1,446.70   | 1,379.05            | 1,107.85   |
|                 |                   |            |                     |            |
| <b>CTC</b>      |                   |            |                     |            |
| WESTERN HIGH    | 817.39            | 782.96     | 1,133.84            | 728.13     |
| WESTERN MEDIUM  | 799.75            | 763.72     | 1,046.49            | 664.37     |
| LOW GROWN       | 857.57            | 1,067.00   | 998.08              | 710.21     |
| UVA HIGH        | 852.57            | 904.97     | 1,239.20            | 810.38     |

# SALE AVERAGES OF 31/05/2023

| COMBINED           | WEEK (RS. PER KG) |            | TO DATE (RS.PER KG) |            |
|--------------------|-------------------|------------|---------------------|------------|
|                    | 2023 GROSS        | 2022 GROSS | 2023 GROSS          | 2022 GROSS |
| UVA HIGH           | 807.78            | 940.50     | 1,108.56            | 888.31     |
| WESTERN HIGH       | 882.81            | 991.58     | 1,303.03            | 887.70     |
| HIGH GROWN – TOTAL | 858.46            | 973.89     | 1,246.04            | 887.89     |
| UVA MEDIUM         | 832.04            | 1,069.27   | 1,105.84            | 943.25     |
| WESTERN MEDIUM     | 818.32            | 956.89     | 1,090.44            | 810.02     |
| MED. GROWN – TOTAL | 822.77            | 988.91     | 1,095.29            | 851.05     |
| LOW GROWN – TOTAL  | 1,036.95          | 1,424.05   | 1,357.61            | 1,079.85   |
| TOTAL              | 953.16            | 1,236.22   | 1,292.17            | 1,000.44   |
| CTC TOTAL          | 829.80            | 905.21     | 1,039.58            | 702.75     |



# QUANTITY SOLD 29<sup>TH</sup> MAY TO 03<sup>RD</sup> JUNE, 2023

## WEEK (KG)

## TO DATE (KG)

|                                    | 2023 GROSS   | 2022 GROSS   | 2023 GROSS    | 2022 GROSS     |
|------------------------------------|--------------|--------------|---------------|----------------|
| PUBLIC AUCTION                     | 4,990,272.00 | 6,021,760.00 | 99,108,828.50 | 107,653,575.00 |
| PRIVATE SALE                       | 115,703.10   | 86,600.00    | 2,211,730.55  | 1,946,458.18   |
| FORWARD CONTRACTS                  | 56,700.00    | 52,360.00    | 1,306,628.00  | 857,240.00     |
| DIRECT SALES                       | 0.00         | 0.00         | 0.00          | 0.00           |
| BIO/GREEN TEA                      | 40,649.00    | 51,826.00    | 1,004,047.61  | 875,762.23     |
| BMF – (EXCLUDED FROM PRIVATE SALE) | 16,340.00    | 190,364.00   | 988,730.00    | 3,121,499.00   |

## WORLD TEA PRODUCTION

| COUNTRY     | MONTH |           |           | TOTAL UPTO |           |           | (+)INC/ (-) DE |
|-------------|-------|-----------|-----------|------------|-----------|-----------|----------------|
|             |       | 2023 (KG) | 2022 (KG) |            | 2023 (KG) | 2022 (KG) |                |
| SRI LANKA   | APRIL | 24.72     | 22.90     | APRIL      | 84.08     | 86.23     | -2.15          |
| BANGLADESH  | APRIL | 5.14      | 4.93      | APRIL      | 7.60      | 7.06      | +0.54          |
| NORTH INDIA | APRIL | 63.7      | 72.4      | APRIL      | 132.1     | 126.5     | +5.6           |
| SOUTH INDIA | APRIL | 19.0      | 20.8      | APRIL      | 59.8      | 67.9      | -8.08          |
| KENYA       | MARCH | 30.48     | 46.32     | MARCH      | 118.13    | 135.83    | -0.98          |

# SALE NO 24C – 20<sup>TH</sup> & 21<sup>ST</sup> JUNE, 2023

|                          |  | LOTS          | QUANTITY (KG)       |
|--------------------------|--|---------------|---------------------|
| <b>EX-ESTATE</b>         | Closed on 01/06/2023 Excluding violations. | 914           | 1,049,670.00        |
| <b>HIGH &amp; MEDIUM</b> | Closed on 01/06/2023 Excluding violations. | 1,702         | 838,542.00          |
| <b>LEAFY GRADES</b>      | Closed on 01/06/2023 Excluding violations. | 2,268         | 996,177.00          |
| <b>SEMI LEAFY</b>        | Closed on 01/06/2023 Excluding violations. | 1,520         | 687,579.00          |
| <b>TIPPY SMALL LEAF</b>  | Closed on 01/06/2023 Excluding violations. | 1,642         | 800,307.00          |
| <b>OFF GRADES</b>        | Closed on 01/06/2023 Excluding violations. | 1,766         | 1,103,055.00        |
| <b>BOP1A</b>             | Closed on 01/06/2023 Excluding violations. | 578           | 268,327.00          |
| <b>DUSTS</b>             | Closed on 01/06/2023 Excluding violations. | 642           | 652,205.00          |
| <b>PREMIUM FLOWERY</b>   | Closed on 01/06/2023 Excluding violations. | 222           | 39,026.00           |
|                          | <b>TOTAL</b>                               | <b>11,354</b> | <b>6,434,888.00</b> |

A total of kgs. 6,434,888.00 are on offer at this sale of which 486,073 kgs., are reprints.

SALE NO: 25A  
27<sup>TH</sup> & 28<sup>TH</sup> JUNE, 2023

EX. ESTATE & MAIN SALE  
Scheduled to close on 08/06/2023.

# COMMENTS

A quantity of 6.94 million kilos of tea was on offer at this week's auction. This was 1.04 million kilos higher than last week's quantity. Ex. Estate offerings which comprised 1.04 million kilos of teas was 0.01 million kilos higher than last week.

Western quality showed a improvement. Others were fairly similar to last week.

There was fair demand.

In the Ex Estate catalogues Best Western BOP/BOPF met a lower market. Below best and plainer BOP's were firm to dearer. Clean leaf BOPF in the Below best and plainer categories were firm to dearer whilst others met a lower market.

Nuwara Eliya BOP and BOPF met a lower market.

Better Uva/Udapussellawa BOP/ BOPF met a dearer market. Other BOP's were barely steady whilst BOPF met a lower market.

There were hardly any offering of High Grown BP1's. Better PF1's were firm whilst others met a lower market. Medium Grown BP1's were easier. Better PF1's were marginally easier whilst others were irregular. Low Grown BP1's met a lower market. PF1's were generally firm .

In the Low Grown Leafy catalogues Select Best OP1's met a lower market. Best and Below best varieties were firm. Poorer sorts declined. Select best OP's and OPA's were firm. Below and Below best varieties were firm to easier. Poorer sorts were firm to dearer.

In the Low Grown semi Leaf catalogues Select Best BOP1's were firm to selectively dearer. Others sold around last levels. Select Best PEK/PEK1's were firm to dearer. Best and Below best varieties were firm. Poorer sorts were firm to easier.

In the Low Grown small leaf catalogues well made FBOP's together with cleaner Below best and cleaner teas at the bottom met a dearer market. Balance were irregular. Select Best FBOPF1's were dearer. Best and Below best varieties were firm. Teas at the bottom easier. All FBOPF's met a lower market.

In the Off Grades catalogues, liquoring fannings, met a lower market. BM's, BOP1A's, and Low Grown fannings were dearer. BP's were firm to easier.

In the Dust catalogues, All Primaries met a lower market. Secondaries were barely steady. Low Grown tended easier.



# DETAILS OF TEA AWAITING SALES – 2023

|                      | SALE NO – 23C 13 <sup>TH</sup> & 14 <sup>TH</sup> JUNE, 2023 |               |            | SALE NO – 24A 21 <sup>ST</sup> & 22ND JUNE, 2023 |               |            |         |
|----------------------|--|---------------|------------|--|---------------|------------|---------|
|                      | LOTS   | QUANTITY (KG) | REPRINTS   | LOTS   | QUANTITY (KG) | REPRINTS   |         |
| EX-ESTATE            | 943  | 1,087,040.00  |            | 914  | 1,049,670.00  |            |         |
| HIGH AND MEDIUM      | 1,831  | 899,467.00    |            | 1,702  | 838,542.00    |            |         |
| LOW LEAFY GRADE      | 2,553  | 1,173,251.00  |            | 2,268  | 996,177.00    |            |         |
| SEMI LEAFY GRADE     | 1,683  | 763,960.00    |            | 1,520  | 687,579.00    |            |         |
| TIPPY SMALL LEAF     | 1,749  | 863,697.00    |            | 1,642  | 800,307.00    |            |         |
| OFF GRADES & BOP1A   | 2,542  | 1,397,482.00  |            | 2,444  | 1,371,382.00  |            |         |
| DUSTS                | 702  | 736,898.00    |            | 642  | 652,205.00    |            |         |
| PREMIUM FLOWERY      | 241  | 43,999.00     |            | 222  | 39,026.00     |            |         |
| TOTAL                | 12,244   | 6,965,794.00  | 877,589.00 | 11,354   | 6,434,888.00  | 486,073.00 |         |
| TOTAL NO OF PKGS     |  |               | 188,112    | TOTAL NO OF PKGS                                 |               |            | 171,940 |
| NO OF TOTAL CTC PKGS |  |               | 10,560     | NO OF TOTAL CTC PKGS                             |               |            | 10,360  |
| TOTAL QUANTITY (KG)  |  |               | 573,749    | TOTAL QUANTITY (KG)                              |               |            | 559,562 |

# SALE NO 23B – 13<sup>TH</sup> & 14<sup>TH</sup> JUNE, 2023

## ORDER OF SALE

### EX - ESTATE

FORBES & WALKER TEA BROKERS (PVT) LTD.

**EASTERN BROKERS LTD.**

CEYLON TEA BROKERS PLC.

JOHN KEELLS PLC.

LANKA COMMODITY BROKERS LTD.

BARTLEET PRODUCE MARKETING (PVT) LTD.

MERCANTILE PRODUCE BROKERS (PVT) LTD.

ASIA SIYAKA COMMODITIES (PVT) LTD.

### HIGH & MEDIUM

JOHN KEELLS PLC.

CEYLON TEA BROKERS PLC.

BARTLEET PRODUCE MARKETING (PVT) LTD.

ASIA SIYAKA COMMODITIES (PVT) LTD.

LANKA COMMODITY BROKERS LTD.

MERCANTILE PRODUCE BROKERS (PVT) LTD.

FORBES & WALKER TEA BROKERS (PVT) LTD.

**EASTERN BROKERS LTD.**

### LOW GROWN

LANKA COMMODITY BROKERS LTD.

JOHN KEELLS PLC.

CEYLON TEA BROKERS PLC.

**EASTERN BROKERS LTD.**

ASIA SIYAKA COMMODITIES (PVT) LTD.

FORBES & WALKER TEA BROKERS (PVT) LTD.

MERCANTILE PRODUCE BROKERS (PVT) LTD.

BARTLEET PRODUCE MARKETING (PVT) LTD.

10% PAYMENT

16/06/2023

BUYERS' PROMPT

20/06/2023

SELLERS' PROMPT

21/06/2023

# NATIONAL AVERAGES REPORT – MAY 2023

| Elevation       | MONTH             |                    | TODATE             |                    |
|-----------------|-------------------|--------------------|--------------------|--------------------|
|                 | QUANTITY - KG     | AVERAGE - RS. / KG | QUANTITY - KG      | AVERAGE - RS. / KG |
| <b>Orthodox</b> |                   |                    |                    |                    |
| UVA-HIGH        | 2,144,818         | 930.87             | 6,243,649          | 1,112.14           |
| WESTERN-HIGH    | 3,745,146         | 1,042.91           | 13,369,712         | 1,332.48           |
| UVA-MEDIUM      | 1,739,497         | 938.67             | 5,175,782          | 1,097.56           |
| WESTERN-MEDIUM  | 2,275,578         | 924.31             | 7,862,558          | 1,111.15           |
| LOW             | 14,910,230        | 1,141.24           | 58,346,788         | 1,381.03           |
| <b>Total</b>    | <b>24,815,289</b> | <b>1,074.13</b>    | <b>80,988,488</b>  | <b>1,318.01</b>    |
| <b>CTC</b>      |                   |                    |                    |                    |
| UVA-HIGH        | 64,025            | 1,092.79           | 289,925            | 1,239.20           |
| WESTERN-HIGH    | 419,680           | 896.77             | 1,496,796          | 1,136.70           |
| WESTERN-MEDIUM  | 948,501           | 857.69             | 3,230,320          | 1,037.65           |
| LOW             | 1,318,746         | 912.70             | 5,442,844          | 999.73             |
| <b>Total</b>    | <b>2,760,962</b>  | <b>895.48</b>      | <b>10,460,886</b>  | <b>1,037.68</b>    |
| <b>OTH/CTC</b>  |                   |                    |                    |                    |
| UVA-HIGH        | 2,208,843         | 935.56             | 6,533,574          | 1,117.78           |
| WESTERN-HIGH    | 4,164,826         | 1,028.18           | 14,866,508         | 1,312.77           |
| UVA-MEDIUM      | 1,739,497         | 938.67             | 5,175,782          | 1,097.56           |
| WESTERN-MEDIUM  | 3,224,079         | 904.71             | 11,092,878         | 1,089.75           |
| LOW             | 16,228,975        | 1,122.67           | 63,789,632         | 1,348.50           |
| <b>Total</b>    | <b>27,606,220</b> | <b>1,068.30</b>    | <b>101,468,373</b> | <b>1,287.32</b>    |
| <b>GREEN</b>    |                   |                    |                    |                    |
| UVA-HIGH        | 64,336            | 1,370.46           | 233,994            | 1,371.48           |
| WESTERN-HIGH    | 75,690            | 1,361.59           | 297,034            | 1,508.91           |
| UVA-MEDIUM      | 39,035            | 1,278.33           | 165,605            | 1,678.92           |
| WESTERN-MEDIUM  | 46,005            | 1,347.50           | 221,044            | 1,456.67           |
| LOW             | 0                 | 0.00               | 1,613              | 5,841.67           |
| <b>Total</b>    | <b>225,066</b>    | <b>1,348.80</b>    | <b>819,290</b>     | <b>1,488.80</b>    |





# NATIONAL AVERAGES REPORT – MAY 2023

| Elevation   | MONTH             |                    | TODATE             |                    |
|---|-------------------|--------------------|--------------------|--------------------|
|   | QUANTITY - KG     | AVERAGE - RS. / KG | QUANTITY - KG      | AVERAGE - RS. / KG |
| <b>ORGANIC TEAS</b>                                       |                   |                    |                    |                    |
| UVA-HIGH  | 31,280            | 1,168.64           | 95,015             | 1,501.06           |
| WESTERN-HIGH  | 150               | 1,300.00           | 28,422             | 1,476.43           |
| WESTERN-MEDIUM  | 14,430            | 1,028.05           | 88,480             | 2,020.97           |
| LOW   | 5,665             | 2,987.86           | 36,424             | 3,270.36           |
| <b>Total</b>  | <b>61,526</b>     | <b>1,329.87</b>    | <b>248,341</b>     | <b>1,842.88</b>    |
| <b>Special Tea</b>  |                   |                    |                    |                    |
| UVA-HIGH  | 57                | 25,552.63          | 364                | 16,546.19          |
| WESTERN-HIGH  | 1,754             | 6,987.74           | 11,620             | 5,275.88           |
| UVA-MEDIUM  | 21                | 15,317.07          | 111                | 20,330.32          |
| WESTERN-MEDIUM  | 10,449            | 1,909.02           | 47,825             | 1,704.64           |
| LOW   | 201               | 27,226.37          | 1,398              | 17,957.48          |
| <b>Total</b>  | <b>12,481</b>     | <b>3,180.27</b>    | <b>61,318</b>      | <b>2,873.88</b>    |
| <b>Black Tea sales from refuse tea processing centres</b> |                   |                    |                    |                    |
| UVA-HIGH  | 56,375            | 686.32             | 316,971            | 750.17             |
| WESTERN-HIGH  | 200,842           | 762.82             | 800,929            | 859.97             |
| UVA-MEDIUM  | 6,924             | 717.07             | 43,451             | 791.91             |
| WESTERN-MEDIUM  | 12,640            | 685.04             | 96,633             | 708.20             |
| LOW   | 123,664           | 710.04             | 534,897            | 763.12             |
| <b>Total</b>  | <b>400,446</b>    | <b>732.60</b>      | <b>1,792,881</b>   | <b>801.83</b>      |
| <b>Composite National Averages</b>                        |                   |                    |                    |                    |
| High Grown  | 6,804,153         | 996.79             | 23,184,430         | 1,240.79           |
| Medium Grown  | 5,093,080         | 924.84             | 16,931,808         | 1,106.48           |
| Low Grown   | 16,358,505        | 1,120.52           | 64,363,964         | 1,345.20           |
| <b>All Tea Average</b>                                    | <b>28,255,737</b> | <b>1,055.45</b>    | <b>104,480,202</b> | <b>1,283.34</b>    |

# COLOMBO TEA TRADERS' ASSOCIATION

C/O. THE CEYLON CHAMBER OF COMMERCE, P.O. Box 274, No. 50, Navam Mawatha, Colombo 02. Telephone – 5588849, Facsimile – 2449352, [E-mail- hemaratne@chamber.lk](mailto:hemaratne@chamber.lk)

## CIRCULAR NO. 17 OF 2023

### TEA SALE ARRANGEMENTS FOR THE THIRD QUARTER OF 2023

| Sale No.       | Date of Sale  | Catalogue Closing Dates<br>Main Sale & Ex-estate | Prompt Dates |            | 10% Payment | E-Platform Levy Prompt Dates |            |
|----------------|---|--|--------------|------------|-------------|------------------------------|------------|
|                |   |  | Buyers       | Sellers    |             | Buyers                       | Sellers    |
| July 2023      |   |  |              |            |             |                              |            |
| 26             | Tue 04 <sup>th</sup> July/<br>Wed 05 <sup>th</sup> July | 15/06/2023<br>at 4.00 p.m.                       | 11/07/2023   | 12/07/2023 | 07/07/2023  | 11/07/2023                   | 13/07/2023 |
| 27             | Tue 11 <sup>th</sup> July/<br>Wed 12 <sup>th</sup> July | 22/06/2023<br>at 4.00 p.m.                       | 18/07/2023   | 19/07/2023 | 14/07/2023  | 18/07/2023                   | 20/07/2023 |
| 28             | Tue 18 <sup>th</sup> July/<br>Wed 19 <sup>th</sup> July | 29/06/2023<br>at 4.00 p.m.                       | 25/07/2023   | 26/07/2023 | 21/07/2023  | 25/07/2023                   | 27/07/2023 |
| 29             | Tue 25 <sup>th</sup> July/<br>Wed 26 <sup>th</sup> July | 06/07/2023<br>at 4.00 p.m.                       | 02/08/2023   | 03/08/2023 | 28/07/2023  | 02/08/2023                   | 04/08/2023 |
| August 2023    |   |  |              |            |             |                              |            |
| 30             | Mon 31 <sup>st</sup> July/<br>Wed 02 <sup>nd</sup> Aug  | 13/07/2023<br>at 4.00 p.m.                       | 08/08/2023   | 09/08/2023 | 04/08/2023  | 08/08/2023                   | 10/08/2023 |
| 31             | Tue 08 <sup>th</sup> Aug/<br>Wed 09 <sup>th</sup> Aug   | 20/07/2023<br>at 4.00 p.m.                       | 15/08/2023   | 16/08/2023 | 11/08/2023  | 15/08/2023                   | 17/08/2023 |
| 32             | Tue 15 <sup>th</sup> Aug/<br>Wed 16 <sup>th</sup> Aug   | 27/07/2023<br>at 4.00 p.m.                       | 22/08/2023   | 23/08/2023 | 18/08/2023  | 22/08/2023                   | 24/08/2023 |
| 33             | Tue 22 <sup>nd</sup> Aug/<br>Wed 23 <sup>rd</sup> Aug   | 03/08/2023<br>at 4.00 p.m.                       | 29/08/2023   | 31/08/2023 | 25/08/2023  | 29/08/2023                   | 31/08/2023 |
| 34             | Mon 28 <sup>th</sup> Aug/<br>Tue 29 <sup>th</sup> Aug   | 10/08/2023<br>at 4.00 p.m.                       | 05/09/2023   | 06/09/2023 | 01/09/2023  | 05/09/2023                   | 07/09/2023 |
| September 2023 |   |  |              |            |             |                              |            |
| 35             | Tue 05 <sup>th</sup> Sep/<br>Wed 06 <sup>th</sup> Sep   | 17/08/2023<br>at 4.00 p.m.                       | 12/09/2023   | 13/09/2023 | 08/09/2023  | 12/09/2023                   | 14/09/2023 |
| 36             | Tue 12 <sup>th</sup> Sep/<br>Wed 13 <sup>th</sup> Sep   | 24/08/2023<br>at 4.00 p.m.                       | 19/09/2023   | 20/09/2023 | 15/09/2023  | 19/09/2023                   | 21/09/2023 |
| 37             | Tue 19 <sup>th</sup> Sep/<br>Wed 20 <sup>th</sup> Sep   | 31/08/2023<br>at 4.00 p.m.                       | 26/09/2023   | 27/09/2023 | 22/09/2023  | 26/09/2023                   | 02/10/2023 |
| 38             | Mon 25 <sup>th</sup> Sep/<br>Tue 26 <sup>th</sup> Sep   | 07/09/2023<br>at 4.00 p.m.                       | 02/10/2023   | 03/10/2023 | 02/10/2023  | 02/10/2023                   | 04/10/2023 |

# HOLIDAYS FOR THIRD QUARTER 2023

|                                     |  |         |
|-------------------------------------|--|---------|
| Monday 03 <sup>rd</sup> July        | Adhi Esala Full Moon Poya Day          | (P B M) |
| Tuesday 01 <sup>st</sup> August     | Esala Full Moon Poya Day               | (P B M) |
| Wednesday 30 <sup>th</sup> August   | Nikini Full Moon Poya Day              | (P B M) |
| Thursday 28 <sup>th</sup> September | Holy Prophet's Birthday(Milad-Un-Nabi) | (P B M) |
| Friday 29 <sup>th</sup> September   | Binara Full Moon Poya Day              | (P B M) |

THE OFFICE OF THE CTTA  
THE COLOMBO TEA TRADERS' ASSOCIATION