

EASTERN BROKERS LIMITED

TEA MARKET REPORT



SALE NO – 38B

25TH & 26TH SEPTEMBER, 2023

ORDER OF SALE – 38B

EX-ESTATE

MERCANTILE PRODUCE BROKERS (PVT) LTD.

EASTERN BROKERS LTD.

CEYLON TEA BROKERS PLC.

FORBES & WALKER TEA BROKERS (PVT) LTD.

BARTLEET PRODUCE MARKETING (PVT) LTD.

ASIA SIYAKA COMMODITIES (PVT) LTD.

JOHN KEELLS PLC.

LANKA COMMODITY BROKERS LTD.

HIGH & MEDIUM

ASIA SIYAKA COMMODITIES (PVT) LTD.

JOHN KEELLS PLC.

EASTERN BROKERS LTD.

CEYLON TEA BROKERS PLC.

LANKA COMMODITY BROKERS LTD.

BARTLEET PRODUCE MARKETING (PVT) LTD.

FORBES & WALKER TEA BROKERS (PVT) LTD.

MERCANTILE PRODUCE BROKERS (PVT) LTD.

LOW GROWN

CEYLON TEA BROKERS PLC.

FORBES & WALKER TEA BROKERS (PVT) LTD.

EASTERN BROKERS LTD.

MERCANTILE PRODUCE BROKERS (PVT) LTD.

ASIA SIYAKA COMMODITIES (PVT) LTD.

LANKA COMMODITY BROKERS LTD.

JOHN KEELLS PLC.

BARTLEET PRODUCE MARKETING (PVT) LTD.

AUCTION QUANTITY DETAILS - 26TH SEPTEMBER, 2023

	LOTS	QUANTITY
EX-ESTATE	702	710,027.00
MAIN SALE - HIGH AND MEDIUM	1,297	551,171.00
MAIN SALE – LOW LEAFY GRADE	1,375	482,459.00
MAIN SALE – SEMI LEAFY GRADE	1,305	532,572.00
MAIN SALE – TIPPY SMALL LEAF	1,616	755,020.00
OFF GRADES & BOP1A	1,872	961,530.00
DUSTS	492	450,056.00
PREMIUM FLOWERY	335	49,805.00
TOTAL	8,994	4,492,640.00



MARKET DESCRIPTION

QUANTITY

8,994 lots totalling 4,492,640.00 kilos on offer.

QUALITY

Showed a slight decline.

DEMAND

Was lower.

WESTERNS

A range of Select Best BOP's were firm whilst others in the best category declined Rs 50/- to Rs 100/- per kg and more. In the Below Best category brighter teas were firm. Others together with teas at the lower end were irregular and mostly lower. Select invoices of BOPF were firm whilst others in the best category declined around Rs 100/- per kg and more. In the Below Best category brighter teas were firm to around Rs 50/- per kg lower whilst others and teas at the lower end declined further.

NUWARA ELIYAS

BOP's were mostly unsold. BOPF declined around Rs 100/- per kg and more.

UVA UDAPUSSELLAWA

Better Udapussellawa BOP/BOPF were irregularly easier. Others together with Uva were generally firm.

CTC

High Grown BP1's were firm. Best PF1's were dearer around Rs 50/- per kg whilst others were firm. Medium Grown BP1's were irregular. Best PF1's declined around Rs 100/- per kg whilst others were lower to a lesser extent. Low Grown BP1's sold around last levels. PF1's declined by around Rs 150/- per kg and more.

MARKET DESCRIPTION

LOW GROWN LEAFY GRADES

Better OP1's were firm. Others were irregularly easier. Select Best OP's were firm whilst others were irregularly lower. A small range of Select Best OPA's were irregularly dearer whilst others were firm to little easier.

LOW GROWN SEMI LEAF

Select Best BOP1's were firm whilst others were irregularly lower. Select Best PEK's were selectively dearer whilst others were irregular and mostly lower. Well made PEK1's were firm whilst balance were easier.

LOW GROWN TIPPY/SMALL LEAF

Better FBOP's were irregularly easier. Others sold around last levels. Select Best FBOPF1's were firm to marginally easier. Others were firm. Better FBOPF's were firm to little dearer. Others were easier.



OFF GRADES

Liquoring fannings held firm. BM, BOP1A and Low Grown's fannings declined Rs 10/- to Rs 20/- per kg. BP's sold around last levels.

DUSTS

Select Best and Best primaries declined Rs 20/- to Rs 30/- per kg. Other Primaries, Secondaries and Low Grown's sold around last week levels.held firm.

QUOTATIONS - EX-ESTATE



	BOP	BOPF
BEST WESTERNS	1160-1320	1200-1340
BELOW BEST WESTERNS	900-1140	1100-1180
PLAINER WESTERNS	670-690	940-1080
NUWARA ELIYAS	N/A	1000
-BRIGHTER UDA PUSSELLAWAS	830-940	1020- 1120
OTHER UDA PUSSELLAWAS	720-770	920-960
BEST UVAS	850-900	980-1100
OTHER UVAS	800-810	820-890

QUOTATIONS - LOW GROWN

GRADE	SELECT BEST	BEST	BEST BELOW	OTHERS
BOP	1650-1750	1250-1450	1000-1200	900-1000
BOPF	1350-1550	900-950	800-850	700-800
FBOPF/FBOPFSP	2450-3000	1450-1900	1350-1500	1000-1100
FBOP	1900-2150	1400-1500	1150-1250	950-1150
FBOP1	1700-1750	1300-1400	1000-1100	900-1000
FBOPF	1500-1700	1000-1100	900-950	800-850
FBOPF1	1500-1600	1300-1350	1100-1250	900-1000
PEKOE	1850-2400	1550-1800	1250-1500	900-1100
PEK 1	1850-2550	1550-1800	1250-1500	1000-1100
OP	1550-1650	1420-1500	1200-1400	1000-1150
OPA	1300-2100	1200-1280	1080-1180	850-1050
OP 1	3100-3750	2200-3050	1550-2150	1000-1500
BOP 1	2000-3550	1800-1950	1200-1650	900-1050

QUOTATIONS - OFF GRADES & DUSTS


BEST WESTERNS
BELOW BEST WESTERNS
OTHERS
NUWARA ELIYAS
BEST UVA UDA PUSSELLAWA
BELOW BEST UVA UDA PUSSELLAWA
OTHERS
BEST MEDIUMS
OTHER MEDIUMS
C.T.C

FNGS 1/FNGS	BP	BM
850-1050	900-1050	900-1000
750-840	800-890	800-890
650-740	680-780	700-780
850-900	850-950	900-950
740-840	780-840	780-880
650-720	700-770	700-770
780-940	850-1050	850-950
680-770	650-800	700-830
650-900		

DUST 1
1250-1600
1000-1250
850-950
880-1020
780-880
700-780
700-800
500-600
850-1320


TOP PRICES OBTAINED AT THE SALE OF 26TH SEPTEMBER, 2023

WESTERN MEDIUM



ESTATE	BOP	BOPSP	BOPF
Harangalla	1,550.00		
Hatale		1,460.00	
Uplands			1,160.00

UDA PUSSELLAWA




ESTATE	BOP	BOPSP	BOPF
* Kirklees	940.00		
* Luckyland		830.00	
Liddesdale/ High Forest			1,120.00
* Luckyland			1,100.00

WESTERN HIGH

ESTATE	BOP	BOPSP	BOPF
Great Western	1,320.00		
Queensberry		1,380.0	
Robgill/ Mattakelle/ Somerset			1,340.00


NUWARA ELIYA



ESTATE	BOP	BOPSP	BOPF
Court Lodge	1,000.00		
Lovers Leap		770.00	
Mahagastotte			1,000.00


TOP PRICES OBTAINED AT THE SALE OF 26TH SEPTEMBER, 2023

UVA HIGH




ESTATE	BOP	BOPSP	BOPF
Aislaby	1,700.00		
Gonamotawa		1,400.00	
Kelliebedde/ Bandaraeliya			1,100.00

UVA MEDIUM



ESTATE	BOP	BOPSP	BOPF
Halpewatte Uva	1,550.00		
Dickwella			1,700.00

LOW GROWN



ESTATE	BOP	BOPSP	BOPF
Karagoda	2,450.00		
Stream Line		2,250.00	
Ceciliyan			1,440.00
Golden Garden(BOPFSp)			1,600.00

TOP PRICES OBTAINED AT THE SALE OF 20TH SEPTEMBER, 2023

CTC



HIGH GROWN	PF1	BP1	BPS
Dunsinane CTC	1,200.00		
Dunsinane CTC		1020.00	
Mount Vernon CTC			890.00

MEDIUM GROWN	PF1	BP1	BPS
New Peacock CTC	1,020.00		
Delta CTC		870.00	
Donside CTC			800.00

LOW GROWN	PF1	BP1	BPS
Hingalgoda CTC	1,800.00		
Nelunwatta CTC		740.00	

OTHERS	ESTATE	GRADE	PRICE
UVA HIGH	*Craig	PEK1	1850.00



* TEAS SOLD BY EASTERN BROKERS LTD.

+ EQUAL ALL TIME AUCTION RECORD PRICE.

++ AN ALL-TIME AUCTION RECORD PRICE.

CROP & WEATHER FOR THE PERIOD – 19TH TO 25TH SEPTEMBER, 2023

WESTERN / NUWARA ELIYA REGIONS

Both regions reported sunny mornings and occasional evening showers throughout the week. The Department of Meteorology expects sporadic showers in the Western Region and evening/ night showers in the Nuwara Eliya Region in the week ahead.

UVA/UDAPUSSELLAWA REGIONS

Gloomy weather and light evening showers were reported from both regions throughout the week. Heavy evening/night showers are expected in the Uva Region in the week ahead according to the Department of Meteorology.

LOW GROWN

The Low Grown Region reported clear mornings and sporadic light evening showers throughout the week. According to the Department of Meteorology, intermittent showers are expected in the Ruhuna and Sabaragamuwa regions in the week ahead.

CROP INTAKE

The Low Grown Region reported clear mornings and sporadic light evening showers throughout the week. According to the Department of Meteorology, intermittent showers are expected in the Ruhuna and Sabaragamuwa regions in the week ahead.

SALE AVERAGES OF 20/09/2023

	WEEK (RS. PER KG)		TO DATE (RS.PER KG)	
	2023 GROSS	2022 GROSS	2023 GROSS	2022 GROSS
ORTHODOX				
UVA HIGH	974.55	1,456.97	995.08	1,033.97
WESTERN HIGH	1,125.15	1,594.05	1,162.55	1,046.79
UVA MEDIUM	1,018.34	1,528.61	1,034.11	1,087.19
WESTERN MEDIUM	1,024.03	1,305.33	1,024.63	959.31
LOW GROWN	1,270.57	1,810.10	1,288.11	1,317.32
	2023 GROSS	2022 GROSS	2023 GROSS	2022 GROSS
	2023 GROSS	2022 GROSS	2023 GROSS	2022 GROSS
CTC				
WESTERN HIGH	954.86	1,413.99	991.90	894.18
WESTERN MEDIUM	868.02	1,078.83	924.83	769.82
LOW GROWN	1,019.67	1,173.78	969.97	923.15
UVA HIGH	855.63	1,273.29	1,114.11	999.26

SALE AVERAGES OF 20/09/2023

COMBINED	WEEK (RS. PER KG)		TO DATE (RS.PER KG)	
	2023 GROSS	2022 GROSS	2023 GROSS	2022 GROSS
UVA HIGH	954.52	1,461.69	987.81	1,034.93
WESTERN HIGH	1,101.01	1,572.44	1,133.01	1,025.28
HIGH GROWN – TOTAL	1,054.93	1,523.41	1,087.07	1,028.54
UVA MEDIUM	1,013.12	1,531.33	1,030.23	1,100.76
WESTERN MEDIUM	978.61	1,258.98	994.29	914.76
MED. GROWN – TOTAL	987.51	1,358.97	1,005.70	973.81
LOW GROWN – TOTAL	1,253.43	1,774.30	1,270.60	1,290.46
TOTAL	1,167.93	1,676.93	1,187.47	1,183.15
CTC TOTAL	948.55	1,182.43	963.00	876.94

QUANTITY SOLD 18TH TO 23RD SEPTEMBER, 2023

WEEK (KG)

TO DATE (KG)

	2023 GROSS	2022 GROSS	2023 GROSS	2022 GROSS
PUBLIC AUCTION	4,361,163.00	4,317,378.00	181,338,560.50	180,602,974.00
PRIVATE SALE	100,551.00	79,288.50	3,668,370.06	3,066,886.83
FORWARD CONTRACTS	13,020.00	52,680.00	1,951,068.00	1,405,280.00
DIRECT SALES	0.00	0.00	0.00	0.00
BIO/GREEN TEA	38,215.00	37,910.00	1,693,613.36	1,416,168.73
BMF – (EXCLUDED FROM PRIVATE SALE)	29,429.00	57,862.00	1,960,167.00	4,963,162.00

WORLD TEA PRODUCTION

COUNTRY	MONTH			TOTAL UPTO			(+)INC/ (-) DE
		2023 (KG)	2022 (KG)		2023 (KG)	2022 (KG)	
SRI LANKA	AUGUST	18.25	18.27	AUGUST	174.20	171.30	+2.90
BANGLADESH	JULY	13.65	11.27	JULY	40.10	38.33	1.77
NORTH INDIA	JUNE	109.70	119.30	JUNE	344.00	347.10	-3.10
SOUTH INDIA	JUNE	28.20	23.90	JUNE	113.70	119.60	-5.90
KENYA	MAY	57.90	57.90	APRIL	225.50	227.90	-2.30

SALE NO 40A – 10TH & 11TH OCTOBER, 2023

		LOTS	QUANTITY (KG)
EX-ESTATE	Closed on 21/09/2023 Excluding violations.	626	644,305.00
HIGH & MEDIUM	Closed on 21/09/2023 Excluding violations.	1,467	613,528.00
LEAFY GRADES	Closed on 21/09/2023 Excluding violations.	1,565	547,015.00
SEMI LEAFY	Closed on 21/09/2023 Excluding violations.	1,450	605,027.00
TIPPY SMALL LEAF	Closed on 21/09/2023 Excluding violations.	1,621	748,064.00
OFF GRADES	Closed on 21/09/2023 Excluding violations.	1,526	861,209.00
BOP1A	Closed on 21/09/2023 Excluding violations.	598	205,199.00
DUSTS	Closed on 21/09/2023 Excluding violations.	517	474,426.00
PREMIUM FLOWERY	Closed on 21/09/2023 Excluding violations.	328	48,137.00
TOTAL		9,698	4,746,909.00

A total of kgs. 4,746,909.00 are on offer at this sale of which 428,870 kgs., are reprints.

SALE NO: 41B
17TH & 18TH
OCTOBER, 2023

EX. ESTATE &
MAIN SALE
Scheduled to close on
27/09/2023.

COMMENTS

A quantity of 4.492 million kilos of tea was on offer at this week's auction. This was 0.69 million kilos lower than last week's quantity. Ex. Estate offerings which comprised 0.71 million kilos of teas was 0.05 million kilos lower than last week.

Quality showed a slight decline.

There was lower demand.

In the Ex Estate catalogues a range of Select Best BOP and BOPF were firm whilst others In the Best category met a lower market. In the Below Best category Brighter BOP's were firm whilst others and BOPF together with plainer sorts were lower.

Nuwara Eliya BOP's were mostly unsold. BOPF met a lower market.

Better Udapussellawa BOP and BOPF met a lower market. Others together with Uva's sold around last levels.

High Grown BP1's were firm. Best PF1's met a dearer market whilst others were firm. Medium Growns BP1's were irregular. PF1's were lower. Low Growns BP1's sold around last levels whilst PF1's met a lower market.

In the Low Grown Leafy catalogues Better OP1's were firm whilst others were easier. Select Best OP's were firm whilst others met a lower market. A small selection of Select Best OPA's met a dearer market whilst others were easier.

In the Low Grown Semi Leaf catalogues Select Best BOP1's were firm whilst others met a lower market. Select Best PEK's met a dearer market whilst others were irregular and mostly easier. Well made PEK1's were firm whilst balance were easier.

In the Low Grown Small leaf catalogues Better FBOP's met a lower market. Others sold around last levels. Select Best FBOPF1's were firm to marginally easier. Others were firm. Better FBOPF's met a firm to dearer market. Others were lower.

In the Off Grades catalogues, liquoring fannings were firm. BOP1A, BM's and Low Growns fannings met a lower market. BP's sold around last levels.

In the Dust catalogues, Select Best Primaries met a lower market. Other Primaries, Secondaries together with Low Growns sold around last levels.

DETAILS OF TEA AWAITING SALES – 2023

SALE NO – 39C 03RD & 04TH OCTOBER, 2023

	LOTS	QUANTITY (KG)	REPRINTS
EX-ESTATE	632	652,005.00	
HIGH AND MEDIUM	1,314	564,340.00	
LOW LEAFY GRADE	1,566	551,751.00	
SEMI LEAFY GRADE	1,433	603,223.00	
TIPPY SMALL LEAF	1,633	765,155.00	
OFF GRADES & BOP1A	2,309	1,171,585.00	
DUSTS	520	482,860.00	
PREMIUM FLOWERY	292	43,495.00	
TOTAL	9,699	4,834,414.00	356,488.00

TOTAL NO OF PKGS

128,475

NO OF TOTAL CTC PKGS

9,850

TOTAL QUANTITY (KG)

531,931

SALE NO – 40A 10TH & 11TH OCTOBER, 2023

	LOTS	QUANTITY (KG)	REPRINTS
	626	644,305.00	
	1,467	613,528.00	
	1,565	547,014.00	
	1,450	605,027.00	
	1,621	748,064.00	
	2,124	1,066,408.00	
	517	474,426.00	
	328	48,137.00	
	9,698	4,746,909.00	428,870.00

TOTAL NO OF PKGS

126,184

NO OF TOTAL CTC PKGS

8,630

TOTAL QUANTITY (KG)

469,479

SALE NO 39C – 03RD & 04TH OCTOBER, 2023

ORDER OF SALE

EX - ESTATE

EASTERN BROKERS LTD.

CEYLON TEA BROKERS PLC.

FORBES & WALKER TEA BROKERS (PVT) LTD.

BARTLEET PRODUCE MARKETING (PVT) LTD.

ASIA SIYAKA COMMODITIES (PVT) LTD.

JOHN KEELLS PLC.

LANKA COMMODITY BROKERS LTD.

MERCANTILE PRODUCE BROKERS (PVT) LTD.

HIGH & MEDIUM

JOHN KEELLS PLC.

EASTERN BROKERS LTD.

CEYLON TEA BROKERS PLC.

LANKA COMMODITY BROKERS LTD.

BARTLEET PRODUCE MARKETING (PVT) LTD.

FORBES & WALKER TEA BROKERS (PVT) LTD.

MERCANTILE PRODUCE BROKERS (PVT) LTD.

ASIA SIYAKA COMMODITIES (PVT) LTD.

LOW GROWN

MERCANTILE PRODUCE BROKERS (PVT) LTD.

LANKA COMMODITY BROKERS LTD.

ASIA SIYAKA COMMODITIES (PVT) LTD.

JOHN KEELLS PLC.

CEYLON TEA BROKERS PLC.

EASTERN BROKERS LTD.

BARTLEET PRODUCE MARKETING (PVT) LTD.

FORBES & WALKER TEA BROKERS (PVT) LTD.

10% PAYMENT

06/10/2023

BUYERS' PROMPT

10/10/2023

SELLERS' PROMPT

11/10/2023