

# EASTERN BROKERS LIMITED

---

## TEA MARKET REPORT



**SALE NO – 45C**

**14<sup>TH</sup> & 15<sup>TH</sup> NOVEMBER, 2023**

# ORDER OF SALE – 45C

## EX-ESTATE

JOHN KEELLS PLC.

ASIA SIYAKA COMMODITIES (PVT) LTD.

FORBES & WALKER TEA BROKERS (PVT) LTD.

**EASTERN BROKERS LTD.**

BARTLEET PRODUCE MARKETING (PVT) LTD.

LANKA COMMODITY BROKERS LTD.

CEYLON TEA BROKERS PLC.

MERCANTILE PRODUCE BROKERS (PVT) LTD.

## HIGH & MEDIUM

JOHN KEELLS PLC.

ASIA SIYAKA COMMODITIES (PVT) LTD.

MERCANTILE PRODUCE BROKERS (PVT) LTD.

FORBES & WALKER TEA BROKERS (PVT) LTD.

BARTLEET PRODUCE MARKETING (PVT) LTD.

LANKA COMMODITY BROKERS LTD.

CEYLON TEA BROKERS PLC.

**EASTERN BROKERS LTD.**

## LOW GROWN

FORBES & WALKER TEA BROKERS (PVT) LTD.

MERCANTILE PRODUCE BROKERS (PVT) LTD.

LANKA COMMODITY BROKERS LTD.

ASIA SIYAKA COMMODITIES (PVT) LTD.

JOHN KEELLS PLC.

**EASTERN BROKERS LTD.**

CEYLON TEA BROKERS PLC.

BARTLEET PRODUCE MARKETING (PVT) LTD.

# AUCTION QUANTITY DETAILS - 15<sup>TH</sup> NOVEMBER, 2023

	LOTS	QUANTITY
EX-ESTATE	613	647,930.00
MAIN SALE - HIGH AND MEDIUM	1,464	630,243.00
MAIN SALE – LOW LEAFY GRADE	1,886	720,868.00
MAIN SALE – SEMI LEAFY GRADE	1,670	748,470.00
MAIN SALE – TIPPY SMALL LEAF	1,968	943,191.00
OFF GRADES & BOP1A	2,357	1,175,984.00
DUSTS	560	512,962.00
PREMIUM FLOWERY	348	56,494.00
<b>TOTAL</b>	<b>10,866</b>	<b>5,436,142.00</b>





# MARKET DESCRIPTION

## QUANTITY

10,866 lots totalling 5,436,142.00 kilos on offer.

## QUALITY

Showed a decline.

## DEMAND

Was Fair.

## WESTERNS

A range of Select Best BOP's were irregularly dearer following special inquiry whilst others in the Best category sold around last levels. In the below best category Select brighter teas gained around Rs 150/- per kg and more whilst others together with plainer sorts were dearer to a lesser extent. Select BOPF invoices in the Best category were firm whilst others were irregular. Teas in the Below Best category where quality was maintained were barely steady whilst others were irregularly easier. Plainer clean leaf sorts sold around last week levels whilst others were irregularly easier.

## NUWARA ELIYAS

BOP's were irregular. Select BOPF invoices were irregularly dearer whilst others sold around last levels.

## UVA UDAPUSSELLAWA

BOP's gained Rs 50/- to Rs 100/- per kg more. BOPF were dearer by around Rs 50/- per kg.

## CTC

High Grown BP1's firm to little dearer. Select Best PF1's were irregularly dearer whilst others sold around last levels. Medium Grown BP1's were Rs 50/- to Rs 100/- per kg dearer. PF1's gained Rs 20/- to Rs 30/- per kg. Low Growns BP1's were dearer by Rs 50/- to Rs 100/- per kg. Select Best PF1's were firm whilst others were irregularly easier.

# MARKET DESCRIPTION

## LOW GROWN LEAFY GRADES

Select Best OP1's were firm to dearer whilst the balance were irregularly easier. Select Best OP's were selectively dearer. Balance held firm. Well made OPA's were firm whilst balance declined.

## LOW GROWN SEMI LEAF

Select best BOP1's were firm to selectively dearer whilst the balance were easier. PEK/PEK1's were irregularly easier.

## LOW GROWN TIPPY/SMALL LEAF

Select Best FBOP's were irregularly dearer. Others sold around last levels. Better FBOPF1's were firm to little dearer. Cleaner Below best and cleaner teas at the bottom were firm. Balance were easier. Better FBOPF's were irregularly dearer. Others were irregular.

## OFF GRADES



Clean leaf bright liquoring fannings gained 40/- to 60/- per kg. Others held firm. BM's and Low Growns fannings declined Rs 30/- to Rs 50/- per kg. BOP1A's held firm. BP's which were firm at the commencement of the sale declined as the sale progressed and were lower by Rs 30/- to Rs 50/- per kg towards the close.

## DUSTS

All D1's declined Rs 30/- to Rs 40/- per kg. Secondaries and Low Growns held firm.



# QUOTATIONS - EX-ESTATE



	<b>BOP</b>	<b>BOPF</b>
<b>BEST WESTERNS</b>	1240-1550	1200-1360
<b>BELOW BEST WESTERNS</b>	1000-1220	1040-1180
<b>PLAINER WESTERNS</b>	830-980	800-1020
<b>NUWARA ELIYAS</b>	N/A	1650
<b>-BRIGHTER UDA PUSSELLAWAS</b>	900-1060	960-1040
<b>OTHER UDA PUSSELLAWAS</b>	820-850	820-920
<b>BEST UVAS</b>	1040-1220	1000-1080
<b>OTHER UVAS</b>	810-860	890-980

# QUOTATIONS - LOW GROWN



GRADE	SELECT BEST	BEST	BEST BELOW	OTHERS
BOP	1750-1850	1300-1450	950-1050	850-900
BOPF	1200-1500	950-1000	750-800	700-750
FBOPF/FBOPFSP	3000-3400	1900-2300	1600-1700	1050-1100
FBOP	2000-2350	1400-1500	1150-1250	900-950
FBOP1	1800-1850	1250-1350	950-1000	850-900
FBOPF	1600-1900	1100-1250	900-950	800-850
FBOPF1	1500-1650	1350-1450	950-1100	800-850
PEKOE	1440-2350	1280-1420	1100-1250	850-1000
PEK 1	1650-2250	1480-1600	1200-1450	950-1100
OP	1420-1550	1360-1400	1180-1340	960-1160
OPA	1280-2050	1120-1260	1100-1250	850-1000
OP 1	3500-4900	2250-3450	1250-2100	850-1200
BOP 1	2100-4050	1700-2000	1000-1300	850-980

# QUOTATIONS - OFF GRADES & DUSTS

BEST WESTERNS
BELOW BEST WESTERNS
OTHERS
NUWARA ELIYAS
BEST UVA UDA PUSSELLAWA
BELOW BEST UVA UDA PUSSELLAWA
OTHERS
BEST MEDIUMS
OTHER MEDIUMS
C.T.C


FNGS 1/FNGS	BP	BM
900-980	900-1000	850-930
800-880	800-890	730-840
680-780	680-780	620-720
820-920	850-950	800-900
700-800	750-840	730-780
620-680	680-740	620-700
750-900	850-1050	800-900
600-740	650-800	630-780
650-900		

DUST 1
1300-1650
1200-1280
800-950
900-1100
750-880
700-780
700-800
500-600
850-1320




# TOP PRICES OBTAINED AT THE SALE OF 15<sup>TH</sup> NOVEMBER 2023

## WESTERN MEDIUM



ESTATE	BOP	BOPSP	BOPF
HARANGALLA	1,600.00		
UPLANDS		1,480.00	
ANCOOMBRA			1,220.00

## UDA PUSSELLAWA




ESTATE	BOP	BOPSP	BOPF
* KIRKLEES	1060.00	900.00	
HIGH FOREST			1,040.00

## WESTERN HIGH

ESTATE	BOP	BOPSP	BOPF
INGESTRE	1,550.00		
NORWOOD/ BEARWELL		1,220.00	
MATTAKELLE			1,360.00


## NUWARA ELIYA



ESTATE	BOP	BOPSP	BOPF
LOVERS LEAP			1,650.00


# TOP PRICES OBTAINED AT THE SALE OF 15<sup>TH</sup> NOVEMBER, 2023

## UVA HIGH




ESTATE	BOP	BOPSP	BOPF
KELLIEBEDDE	1220.00		
AI SLABY		940.00	
BANDARAE LIYA			1080.00

## UVA MEDIUM



ESTATE	BOP	BOPSP	BOPF
HALPEWATTE UVA	1,400.00		
DEMODERA 'S'		1,360.00	
EL TEB			1,060.00

## LOW GROWN



ESTATE	BOP	BOPSP	BOPF
HIDELLANA	2,400.00		
STREAM LINE		2,250.00	
SITHAKA			1,550.00
STREAM LINE (BOPFSp)			1,600.00

# TOP PRICES OBTAINED AT THE SALE OF 15<sup>TH</sup> NOVEMBER, 2023

## CTC



HIGH GROWN	PF1	BP1	BPS
DUNSINANE CTC	1,100.00	1,120.00	
ULUGEDARA CTC			1,060.00

MEDIUM GROWN	PF1	BP1	BPS
DELTA CTC	1,060.00	890.00	
DONSDIE CTC			920.00

LOW GROWN	PF1	BP1	BPS
KALUBOWITIYANA CTC	1,550.00		
CECILIAN CTC		1,320.00	
LANTERN HILL CTC			890.00

OTHERS	ESTATE	GRADE	PRICE
UVA HIGH	* CRAIG/ GLENANORE/ GONAMOTAWA/ SRING VALLEY	PEK1	1,550.00



\* TEAS SOLD BY EASTERN BROKERS LTD.

+ EQUAL ALL TIME AUCTION RECORD PRICE.

++ AN ALL-TIME AUCTION RECORD PRICE.



# CROP & WEATHER FOR THE PERIOD – 07<sup>TH</sup> TO 13<sup>TH</sup> NOVEMBER, 2023

## WESTERN / NUWARA ELIYA REGIONS

Bright mornings and evening showers were reported in the Western and Nuwara Eliya regions throughout the week. According to the Department of Meteorology, heavy showers are expected in both regions in the week ahead.

## UVA/UDAPUSSELLAWA REGIONS

The Uva and Udapussellawa regions reported clear mornings and evening showers throughout the week.

## LOW GROWN

Sunny mornings and evening showers were reported in the Low Grown Region throughout the week. The Department of Meteorology expects fairly heavy showers in the Ruhuna and Sabaragamuwa regions in the week ahead.

## CROP INTAKE

All planting districts reported a decline in the crop intake.

# SALE AVERAGES OF 08/11/2023

	WEEK (RS. PER KG)		TO DATE (RS.PER KG)	
	2023 GROSS	2022 GROSS	2023 GROSS	2022 GROSS
<b>ORTHODOX</b>				
UVA HIGH	934.05	1,166.72	990.47	1,079.61
WESTERN HIGH	1,016.21	1,456.21	1,148.00	1,113.62
UVA MEDIUM	968.80	1,185.63	1,030.31	1,127.38
WESTERN MEDIUM	974.73	1,106.66	1,017.95	998.27
LOW GROWN	1,182.92	1,454.88	1,280.70	1,280.70
	2023 GROSS	2022 GROSS	2023 GROSS	2022 GROSS
	2023 GROSS	2022 GROSS	2023 GROSS	2022 GROSS
<b>CTC</b>				
WESTERN HIGH	974.76	1,149.63	989.66	815.25
WESTERN MEDIUM	910.71	989.68	915.76	811.64
LOW GROWN	1,014.64	886.10	886.10	945.32
UVA HIGH	940.41	1,131.02	1,044.77	1,037.39

# SALE AVERAGES OF 08/11/2023

COMBINED	WEEK (RS. PER KG)		TO DATE (RS.PER KG)	
	2023 GROSS	2022 GROSS	2023 GROSS	2022 GROSS
UVA HIGH	929.11	1,163.22	981.75	1,080.72
WESTERN HIGH	995.02	1,418.46	1,120.01	1,090.07
HIGH GROWN – TOTAL	975.45	1,320.66	1,076.42	1,086.85
UVA MEDIUM	966.41	1,187.75	1,026.26	1,139.62
WESTERN MEDIUM	957.35	1,087.37	986.58	955.24
MED. GROWN – TOTAL	960.62	1,123.27	999.19	1,014.79
LOW GROWN – TOTAL	1,171.53	1,411.60	1,411.60	1,328.54
TOTAL	1,099.80	1,346.18	1,179.67	1,226.21
CTC TOTAL	978.79	955.18	959.87	911.06



# QUANTITY SOLD 06<sup>TH</sup> TO 11<sup>TH</sup> NOVEMBER, 2023

## WEEK (KG)

## TO DATE (KG)

	2023 GROSS	2022 GROSS	2023 GROSS	2022 GROSS
PUBLIC AUCTION	4,673,159.00	4,582,359.00	4,582,359.00	211,556,717.00
PRIVATE SALE	110,785.80	87,565.50	4,503,126.46	3,642,804.28
FORWARD CONTRACTS	20,000.00	45,350.00	2,073,908.00	1,664,840.00
DIRECT SALES	0.00	0.00	0.00	0.00
BIO/GREEN TEA	22,712.00	50,095.00	1,984,555.36	1,686,778.73
BMF – (EXCLUDED FROM PRIVATE SALE)	61,428.00	83,718.00	2,371,071.00	5,420,968.00

## WORLD TEA PRODUCTION

COUNTRY	MONTH			TOTAL UPTO			(+)INC/ (-) DE
		2023 (KG)	2022 (KG)		2023 (KG)	2022 (KG)	
SRI LANKA	SEPTEMBER	18.72	20.96	SEPTEMBER	193.23	192.37	+0.86
BANGLADESH	AUGUST	14.05	10.80	AUGUST	54.60	49.10	5.50
NORTH INDIA	JUNE	109.70	119.30	JUNE	344.00	347.10	-3.10
SOUTH INDIA	JUNE	28.20	23.90	JUNE	113.70	119.60	-5.90
KENYA	MAY	57.90	57.90	APRIL	225.50	227.90	-2.30

# SALE NO 47B - 28<sup>TH</sup> & 29<sup>TH</sup> NOVEMBER, 2023

		LOTS	QUANTITY (KG)
<b>EX-ESTATE</b>	Closed on 09/11/2023 Excluding violations.	621	649,511.00
<b>HIGH &amp; MEDIUM</b>	Closed on 09/11/2023 Excluding violations.	1,560	668,769.00
<b>LEAFY GRADES</b>	Closed on 09/11/2023 Excluding violations.	2,005	741,797.00
<b>SEMI LEAFY</b>	Closed on 09/11/2023 Excluding violations.	1,700	731,065.00
<b>TIPPY SMALL LEAF</b>	Closed on 09/11/2023 Excluding violations.	1,740	790,828.00
<b>OFF GRADES</b>	Closed on 09/11/2023 Excluding violations.	1,586	879,911.00
<b>BOP1A</b>	Closed on 09/11/2023 Excluding violations.	542	191,648.00
<b>DUSTS</b>	Closed on 09/11/2023 Excluding violations.	518	449,964.00
<b>PREMIUM FLOWERY</b>	Closed on 09/11/2023 Excluding violations.	417	65,446.00
<b>TOTAL</b>		<b>10,689</b>	<b>5,165,939.00</b>

A total of kgs. 5,165,939.00 are on offer at this sale of which 515,999 kgs., are reprints.

SALE NO: 48C  
05<sup>TH</sup> & 06<sup>TH</sup>  
DECEMBER, 2023

EX. ESTATE &  
MAIN SALE  
Scheduled to close on  
16/11/2023.

# COMMENTS

A quantity of 5.436 million kilos of tea was on offer at this week's auction. This was 0.052 million kilos lower than last week's quantity. Ex. Estate offerings which comprised 0.647 million kilos of teas was 0.023 million kilos lower than last week.

Quality showed a decline.

There was fair demand.

In the Ex Estate catalogues a range of Select Best westerns BOP's met a firm to dearer market following special inquiry whilst others in the Best category sold around last levels. Below Best category and plainer sorts met a dearer market. Select BOPF invoices in the Best category were firm whilst others were irregular. Teas in the Below best category where quality was maintained were barely steady whilst others were easier. Plainer clean leaf sorts sold around last levels whilst others were easier.

Nuwara Eliya BOP's were irregular. Select BOPF met a dearer market whilst others sold around last levels.

Uva/Udapussellawa BOP and BOPF met a dearer market.

High Grown CTC BP1's met a firm to dearer market. Select Best PF1's were dearer whilst others sold around last levels. Medium Grown BP1's/PF1's met a dearer market. Low Grown BP1's met a dearer market. Select Best PF1's were firm whilst others were easier.

In the Low Grown Leafy catalogues Select Best OP1's met a firm to dearer market whilst the balance were easier. Select Best OP's met a dearer market. Balance held firm. Well made OPA's were firm. Balance declined.

In the Low Grown Semi Leaf catalogues, Best BOP1's met a firm to dearer market. Balance were easier. PEK/ PEK1's met a lower market.

In the Low Grown Small leaf catalogues, Select Best FBOP's met a dearer market. Others sold around last levels. Better FBOPF1's met a firm to dearer market. Cleaner Below Best and cleaner teas at the bottom were firm. Balance were easier. Better FBOPF's were irregularly dearer. Others were firm.

In the Off Grades catalogues, Clean leaf bright liquoring fannings met a dearer market. Others were firm. BM's and Low Grown fannings met a lower market. BOP1A's sold around last levels. BP's met a firm to lower market.

In the Dust catalogues, All D1's met a lower market. Secondaries and Low Grown sold around last levels.



# DETAILS OF TEA AWAITING SALES – 2023

## SALE NO – 46A 21<sup>ST</sup> & 22<sup>ND</sup> NOVEMBER, 2023

	LOTS	QUANTITY (KG)	REPRINTS
EX-ESTATE	631	650,989.00	
HIGH AND MEDIUM	1,485	638,060.00	
LOW LEAFY GRADE	1,851	697,325.00	
SEMI LEAFY GRADE	1,736	754,109.00	
TIPPY SMALL LEAF	1,689	788,728.00	
OFF GRADES & BOP1A	2,245	1,130,147.00	
DUSTS	560	518,878.00	
PREMIUM FLOWERY	349	57,271.00	
TOTAL	10,546	5,235,507.00	425,010.00

TOTAL NO OF PKGS 143,073

NO OF TOTAL CTC PKGS 8,325

TOTAL QUANTITY (KG) 451,780

## SALE NO – 47B 28<sup>TH</sup> & 29<sup>TH</sup> NOVEMBER, 2023

	LOTS	QUANTITY (KG)	REPRINTS
	621	646,511.00	
	1,560	668,769.00	
	2,005	741,797.00	
	1,700	731,065.00	
	1,740	790,828.00	
	2,128	1,071,559.00	
	518	449,964.00	
	417	65,446.00	
	10,689	5,165,939.00	515,999.00

TOTAL NO OF PKGS 141,369

NO OF TOTAL CTC PKGS 8,150

TOTAL QUANTITY (KG) 442,039

# SALE NO 46A – 21<sup>ST</sup> & 22<sup>ND</sup> NOVEMBER, 2023

## ORDER OF SALE

### EX - ESTATE

ASIA SIYAKA COMMODITIES (PVT) LTD.

FORBES & WALKER TEA BROKERS (PVT) LTD.

**EASTERN BROKERS LTD.**

BARTLEET PRODUCE MARKETING (PVT) LTD.

LANKA COMMODITY BROKERS LTD.

CEYLON TEA BROKERS PLC.

MERCANTILE PRODUCE BROKERS (PVT) LTD.

JOHN KEELLS PLC.

### HIGH & MEDIUM

ASIA SIYAKA COMMODITIES (PVT) LTD.

MERCANTILE PRODUCE BROKERS (PVT) LTD.

FORBES & WALKER TEA BROKERS (PVT) LTD.

BARTLEET PRODUCE MARKETING (PVT) LTD.

LANKA COMMODITY BROKERS LTD.

CEYLON TEA BROKERS PLC.

**EASTERN BROKERS LTD.**

JOHN KEELLS PLC.

### LOW GROWN

BARTLEET PRODUCE MARKETING (PVT) LTD.

CEYLON TEA BROKERS PLC.

**EASTERN BROKERS LTD.**

JOHN KEELLS PLC.

ASIA SIYAKA COMMODITIES (PVT) LTD.

LANKA COMMODITY BROKERS LTD.

MERCANTILE PRODUCE BROKERS (PVT) LTD.

FORBES & WALKER TEA BROKERS (PVT) LTD.

10% PAYMENT

24/11/2023

BUYERS' PROMPT

28/11/2023

SELLERS' PROMPT

29/11/2023