

# EASTERN BROKERS LIMITED

---

## TEA MARKET REPORT



**SALE NO – 29A**

**23<sup>RD</sup> & 24<sup>TH</sup> JULY, 2024**

# ORDER OF SALE – 29A

## EX-ESTATE

ASIA SIYAKA COMMODITIES (PVT) LTD.

LANKA COMMODITY BROKERS LTD.

CEYLON TEA BROKERS PLC.

JOHN KEELLS PLC.

FORBES & WALKER TEA BROKERS (PVT) LTD.

**EASTERN BROKERS LTD.**

BARTLEET PRODUCE MARKETING (PVT) LTD.

MERCANTILE PRODUCE BROKERS (PVT) LTD.

## HIGH & MEDIUM

**EASTERN BROKERS LTD.**

JOHN KEELLS PLC.

ASIA SIYAKA COMMODITIES (PVT) LTD.

MERCANTILE PRODUCE BROKERS (PVT) LTD.

FORBES & WALKER TEA BROKERS (PVT) LTD.

BARTLEET PRODUCE MARKETING (PVT) LTD.

LANKA COMMODITY BROKERS LTD.

CEYLON TEA BROKERS PLC.

## LOW GROWN

MERCANTILE PRODUCE BROKERS (PVT) LTD.

BARTLEET PRODUCE MARKETING (PVT) LTD.

ASIA SIYAKA COMMODITIES (PVT) LTD.

CEYLON TEA BROKERS PLC.

LANKA COMMODITY BROKERS LTD.

**EASTERN BROKERS LTD.**

JOHN KEELLS PLC.

FORBES & WALKER TEA BROKERS (PVT) LTD.

# AUCTION QUANTITY DETAILS - 23<sup>RD</sup> JULY, 2024

	LOTS	QUANTITY
EX-ESTATE	804	809,291.00
MAIN SALE - HIGH AND MEDIUM	1,768	602,071.00
MAIN SALE – LOW LEAFY GRADE	2,015	789,511.00
MAIN SALE – SEMI LEAFY GRADE	1,635	710,442.00
MAIN SALE – TIPPY SMALL LEAF	2,047	1,009,557.00
OFF GRADES & BOP1A	2,199	1,122,692.00
DUSTS	549	494,306.00
PREMIUM FLOWERY	409	68,990.00
<b>TOTAL</b>	<b>11,426</b>	<b>5,806,860.00</b>





# MARKET DESCRIPTION

## QUANTITY

**11,426 lots totalling 5,806,860.00 kilos on offer.**

## QUALITY

**Was fairly similar to last week.**

## DEMAND

**Was fair.**

## WESTERNS

**Select Best BOP's gained around Rs 50/- per kg and more whilst others in the Best category were irregular. In the Below Best category coloury sorts were firm to around Rs 50/- per kg dearer whilst others sold around last levels. Teas at the lower end were firm to around Rs 50/- per kg lower. In the Best and Below Best category BOPF where quality was maintained were generally firm whilst others were Rs 20/- to Rs 30/- per kg easier. Teas at the lower end were firm to irregularly easier.**

## NUWARA ELIYAS

**Hardly any offerings of BOP/BOPF.**

## UVA UDAPUSSELLAWA

**Better Uva BOP's gained Rs 50/- to Rs 100/- per kg. Others were irregular. Better BOPF were dearer by Rs 20/- to Rs 30/- per kg. Others were irregular. Better Udapussellawa BOP/BOPF were firm. Others were Rs 20/- to Rs 30/- per kg lower.**

## CTC

**High Grown BP1's were Rs 50/- to Rs 100/- per kg lower. Select PF1's were firm whilst others declined around Rs 50/- per kg and more. Medium Grown BP1's declined Rs 50/- to Rs 100/- per kg. Better PF1's were lower by around Rs 20/- per kg whilst others declined further. Low Grown BP1's declined sharply and were mostly unsold. Clean PF1's were firm to around Rs 20/- per kg dearer. Others were barely steady.**

# MARKET DESCRIPTION

## LOW GROWN LEAFY GRADES

Well made OP1's were firm. Balance were irregular and mostly lower. Select Best and Best OP's irregularly easier. Balance declined sharply. OPA's in general were lower.

## LOW GROWN SEMI LEAF

Select Best BOP1's were easier. Best were firm. Balance declined. A range of Select Best PEK/PEK1's were firm. Balance declined sharply.

## LOW GROWN TIPPY/SMALL LEAF

Select Best FBOP's were firm. Others were irregularly lower. Well made FBOPF1's sold around last levels. Others declined. Select Best Tippy teas were firm. Others were lower.

## OFF GRADES

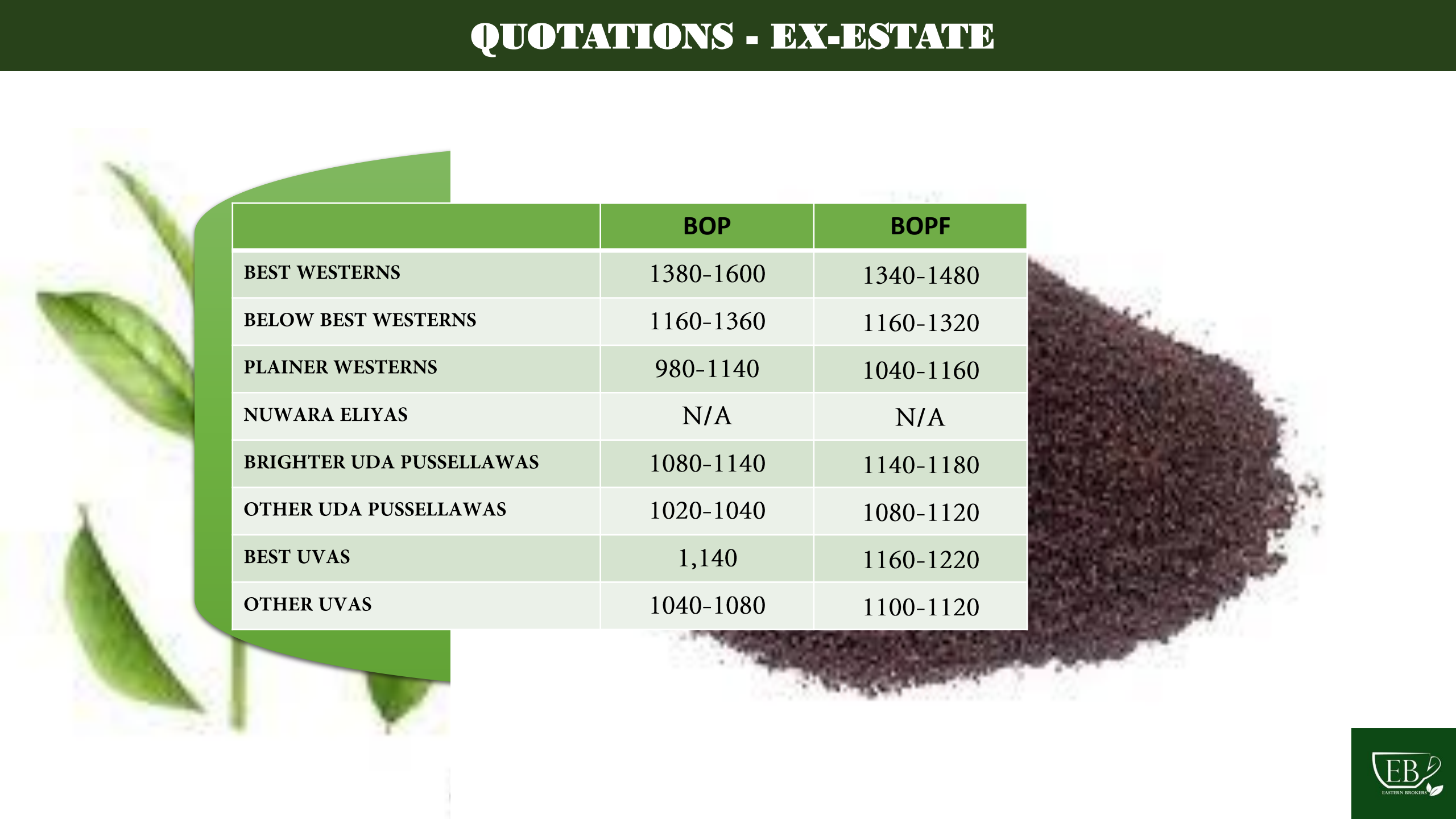
Liquoring fannings BM's and BOP1A's held firm. BP's declined Rs 20/- to Rs 30/- per kg. Low Grown fannings sold around last levels.

## DUSTS

Select Best Primaries were irregular. Best and Below Best sorts where quality was maintained held firm. Others were irregular. Poorer sorts declined Rs 20/- to Rs 40/- per kg. Clean secondaries held firm. Others and Low Grows were barely steady.



# QUOTATIONS - EX-ESTATE



	BOP	BOPF
BEST WESTERNS	1380-1600	1340-1480
BELOW BEST WESTERNS	1160-1360	1160-1320
PLAINER WESTERNS	980-1140	1040-1160
NUWARA ELIYAS	N/A	N/A
BRIGHTER UDA PUSSELLAWAS	1080-1140	1140-1180
OTHER UDA PUSSELLAWAS	1020-1040	1080-1120
BEST UVAS	1,140	1160-1220
OTHER UVAS	1040-1080	1100-1120

# QUOTATIONS - LOW GROWN

GRADE	SELECT BEST	BEST	BEST BELOW	OTHERS
BOP	1900-2200	1650-1750	1350-1400	1150-1200
BOPF	1500-1900	950-1050	850-900	750-800
FBOPF/FBOPFSP	6500-7000	4600-5200	2800-3600	1100-1300
FBOP	2200-2300	1900-1950	1600-1650	1000-1100
FBOP1	1800-2200	1600-1700	1550-1600	1150-1200
FBOPF	1850-2200	1550-1600	1400-1450	1000-1100
FBOPF1	1950-2100	1750-1800	1400-1450	1000-1050
PEKOE	1600-2200	1460-1550	1250-1440	850-1200
PEK 1	1700-2150	1550-1650	1360-1500	950-1300
OP	1460-1700	1380-1440	1180-1340	750-1160
OPA	1440-1800	1280-1420	1100-1240	750-1080
OP 1	2350-3400	2100-2300	1500-1900	750-1450
BOP 1	2350-3100	1950-2300	1300-1550	900-1250

# QUOTATIONS - OFF GRADES & DUSTS

BEST WESTERNS
BELOW BEST WESTERNS
OTHERS
NUWARA ELIYAS
BEST UVA UDA PUSSELLAWA
BELOW BEST UVA UDA PUSSELLAWA
OTHERS
BEST MEDIUMS
OTHER MEDIUMS
C.T.C


FNGS 1/FNGS	BP	BM
1050-1200	950-1000	950-1000
900-1000	800-940	830-940
800-880	700-780	700-800
1000-1100	950-1000	900-980
900-980	800-900	800-880
750-880	700-780	680-780
900-1000	900-1100	850-1000
750-850	750-880	700-820
700-950		

DUST 1
1400-1700
1250-1380
1000-1200
1150-1260
980-1120
850-980
750-850
500-600
880-1200




# TOP PRICES OBTAINED AT THE SALE OF 23<sup>RD</sup> JULY, 2024

## WESTERN MEDIUM



ESTATE	BOP	BOPSP	BOPF
Harangalla	1,950.00		
Uplands		1,800.00	
Craighead			1,600.00

## UDA PUSSELLAWA




ESTATE	BOP	BOPSP	BOPF
Alma	1,800.00		
* Luckyland		1,200.00	1,280.00

## WESTERN HIGH

ESTATE	BOP	BOPSP	BOPF
Robgill	1,600.00		1,550.00
Queensberry		1,650.00	


## NUWARA ELIYA



ESTATE	BOP	BOPSP	BOPF
Court Lodge	1,000.00		
Lovers Leap			1,100.00


# TOP PRICES OBTAINED AT THE SALE OF 23<sup>RD</sup> JULY, 2024

## UVA HIGH




ESTATE	BOP	BOPSP	BOPF
Ellathota Uva	1,400.00		
Ranaya		1,600.00	
Nayabedde			1,280.00

## UVA MEDIUM



ESTATE	BOP	BOPSP	BOPF
Demodera "S"	1,900.00		
Blossoms Uva Tea		1,600.00	
Dickwella			1,600.00

## LOW GROWN



ESTATE	BOP	BOPSP	BOPF
New Panilkanda/ Suduwelipothahena Super/Kolonna Super/ Green House	2,250.00		
Andaradeniya Super		2,200.00	
Morawakkorale			1,900.00
Andaradeniya Super (BOPFSp)			2,200.00

# TOP PRICES OBTAINED AT THE SALE OF 23<sup>RD</sup> JULY, 2024

## CTC



HIGH GROWN	PF1	BP1	BPS
Dunsinane CTC	1,220.00		1,200.00

MEDIUM GROWN	PF1	BP1	BPS
New Peacock CTC	1,200.00		
Strathdon CTC		1,220.00	
Park Side CTC			680.00

LOW GROWN	PF1	BP1	BPS
Hingalgoda CTC	1,400.00		
Ross Feld CTC		810.00	
Danwatta CTC			710.00

OTHERS	ESTATE	GRADE	PRICE
UDA PUSSELLAWA	* Gampaha	OP1	1,400.00
	* Luckyland/ Kirklees	DUST1	1,160.00
UVA MEDIUM	* Gonakelle/ Halpewatte Uva/ Demodera 'S'/Wewesse/ Glen Alpin/ Mistry-Uva/ Telbedde	FBOPF1	1,750.00



\* TEAS SOLD BY EASTERN BROKERS LTD.

+ EQUAL ALL TIME AUCTION RECORD PRICE.

++ AN ALL-TIME AUCTION RECORD PRICE.



# CROP & WEATHER FOR THE PERIOD – 16<sup>TH</sup> TO 22<sup>ND</sup> JULY, 2024

## WESTERN / NUWARA ELIYA REGIONS

Bright weather and intermittent showers were reported in Nuwara Eliya and Western regions throughout the week. The Department of Meteorology expects heavy rain and windy conditions in both regions in the week ahead.

## UVA/UDAPUSSELLAWA REGIONS

The Uva and Udapussellawa regions reported sunny weather and windy conditions throughout the week.

## LOW GROWN

The Low Grown Region reported bright mornings throughout the week. Rain is expected in the Low Grown Region in the week ahead, according to the Department of Meteorology.

## CROP INTAKE

The Western, Nuwara Eliya, Uva and Udapussellawa regions maintained the crop intake, whilst the Low Grown Region reported a decline.

# SALE AVERAGES OF 17/07/2024

	WEEK (RS. PER KG)		TO DATE (RS.PER KG)	
	2024 GROSS	2023 GROSS	2024 GROSS	2023 GROSS
<b>ORTHODOX</b>				
UVA HIGH	1,096.49	868.11	1,111.63	1,019.37
WESTERN HIGH	1,211.38	927.23	1,216.57	1,201.04
UVA MEDIUM	1,113.66	957.25	1,149.68	1,040.97
WESTERN MEDIUM	1,064.42	897.76	1,118.17	1,041.78
LOW GROWN	1,353.34	1,135.98	1,396.60	1,303.91
<b>CTC</b>				
WESTERN HIGH	1,049.79	776.51	1,103.94	1,036.39
WESTERN MEDIUM	1,005.36	743.33	981.70	956.20
LOW GROWN	948.53	870.54	1,014.85	962.77
UVA HIGH	1,140.85	1,112.00	1,166.08	1,196.63

# SALE AVERAGES OF 17/07/2024

COMBINED	WEEK (RS. PER KG)		TO DATE (RS.PER KG)	
	2024 GROSS	2023 GROSS	2024 GROSS	2023 GROSS
UVA HIGH	1,094.17	849.57	1,113.18	1,013.57
WESTERN HIGH	1,194.48	904.03	1,194.95	1,171.92
HIGH GROWN – TOTAL	1,161.20	885.04	1,168.74	1,123.47
UVA MEDIUM	1,117.99	950.13	1,154.24	1,038.91
WESTERN MEDIUM	1,049.48	843.44	843.44	1,016.46
MED. GROWN – TOTAL	1,072.54	881.29	1,108.40	1,023.62
LOW GROWN – TOTAL	1,328.30	1,122.98	1,371.30	1,285.17
TOTAL	1,243.74	1,022.48	1,282.86	1,206.41
CTC TOTAL	989.58	812.92	1,028.41	977.65



QUANTITY SOLD 15<sup>TH</sup> TO 20<sup>TH</sup> JULY, 2024

	WEEK (KG)		TO DATE (KG)	
	2024 GROSS	2023 GROSS	2024 GROSS	2023 GROSS
PUBLIC AUCTION	4,768,207.00	5,296,019.00	133,252,911.00	138,004,223.50
PRIVATE SALE	173,444.80	74,329.66	3,408,417.25	2,833,159.41
FORWARD CONTRACTS	66,010.00	67,620.00	1,016,010.00	1,718,088.00
DIRECT SALES	0.00	0.00	0.00	0.00
BIO/GREEN TEA	87,282.50	26,137.00	1,257,274.50	1,295,529.36
BMF – (EXLUDED FROM PRIVATE SALE)	74,847.00	44,784.00	1,239,802.00	1,400,382.00

WORLD TEA PRODUCTION

COUNTRY	MONTH			TOTAL UPTO			(+)INC/ (-) DE
		2024 (KG)	2023 (KG)		2024 (KG)	2023 (KG)	
SRI LANKA	JUNE	23.02	22.83	JUNE	126.35	133.22	-6.87
BANGLADESH	MAY	4.78	8.17	MAY	11.47	13.71	-0.97
NORTH INDIA	FEBRUARY	1.63	3.23	FEBRUARY	1.63	3.23	-1.60
SOUTH INDIA	FEBRUARY	14.97	13.32	FEBRUARY	31.95	26.95	+5.00
KENYA	FEBRUARY	55.44	32.73	FEBRUARY	114.41	87.64	+26.77

# SALE NO 31C – 06<sup>TH</sup> & 07<sup>TH</sup> AUGUST, 2024

		LOTS	QUANTITY (KG)
<b>EX-ESTATE</b>	Closed on 18/07/2024 excluding violations.	832	853,228.00
<b>HIGH &amp; MEDIUM</b>	Closed on 18/07/2024 excluding violations.	1,895	834,526.00
<b>LEAFY GRADES</b>	Closed on 18/07/2024 excluding violations.	1,904	730,117.00
<b>SEMI LEAFY</b>	Closed on 18/07/2024 excluding violations.	1,532	654,796.00
<b>TIPPY SMALL LEAF</b>	Closed on 18/07/2024 excluding violations.	1,949	941,022.00
<b>OFF GRADES</b>	Closed on 18/07/2024 excluding violations.	1,756	970,749.00
<b>BOP1A</b>	Closed on 18/07/2024 excluding violations.	600	208,491.00
<b>DUSTS</b>	Closed on 18/07/2024 excluding violations.	619	542,221.00
<b>PREMIUM FLOWERY</b>	Closed on 18/07/2024 excluding violations.	385	57,214.00
<b>TOTAL</b>		<b>11,472</b>	<b>5,792,364.00</b>

A total of kgs. 5,792,364.00 are on offer at this sale of which 379,253 kgs., are reprints.

**SALE NO: 32A**  
13<sup>TH</sup> & 14<sup>TH</sup>  
AUGUST 2024

EX. ESTATE &  
MAIN SALE  
Scheduled to close on  
25/07/2024.

# COMMENTS

A quantity of 5.582 million kilos of tea was on offer at this week's auction. This was 0.57 million kilos higher than last week's quantity. Ex. Estate offerings which comprised 0.712 million kilos of teas was 0.018 million kilos higher than last week.

Quality was fairly similar to last week.

There was fair demand.

In the Ex Estate catalogues, Select Best BOP's met a dearer market. Others in the Best category were irregular. In the Below Best category coloury sorts were dearer. Others sold around last levels. Teas at the lower were firm to lower. Best and Below Best BOPF where quality was maintained were firm. Others were easier. Teas at the lower end were firm to lower.

There were hardly any offerings of Nuwara Eliya BOP and BOPF.

Better Uva BOP and BOPF met a dearer market. Others were irregular. Better Udupussellawa BOP and BOPF were firm. Others were lower.

High Grown CTC BP1's met a lower market. Select PF1's were firm. Others were lower. Medium Grown BP1's declined. PF1's met a lower market. Low Grown BP1's declined sharply and were mostly unsold. Clean PF1's were firm to dearer. Others were barely steady.

In the Low Grown Leafy catalogues well made OP1's were firm. Balance were irregular and mostly lower. Select Best and Best OP's met a lower market. Balance declined sharply. OPA's too met a lower market.

In the Low Grown Semi Leaf catalogues, Select Best BOP1's met a lower market. Best were firm. Balance declined. A range of Select Best PEK's and PEK1's were firm. Balance declined sharply.

In the Low Grown Small leaf catalogues, Select Best FBOP's and Better FBOPF1's were firm. Other FBOP's and FBOPF1's were lower. Select Best Tippy teas were firm. Others were lower.

In the Off Grades catalogues, liquoring fannings, BM's and BOP1A's were firm. BP's met a lower market. Low Grown fannings sold around last levels.

In the Dust catalogues, Select Best Primaries were irregular. Best and Below Best sorts where quality was maintained were firm. Others were irregular. Poorer sorts were lower. Clean Secondaries were firm. Others and Low Grown were barely steady.



# DETAILS OF TEA AWAITING SALES – 2024

	SALE NO – 30B 30 <sup>TH</sup> & 31 <sup>ST</sup> JULY, 2024			SALE NO – 31C 06 <sup>TH</sup> & 07 <sup>TH</sup> AUGUST, 2024			
	LOTS	QUANTITY (KG)	REPRINTS	LOTS	QUANTITY (KG)	REPRINTS	
EX-ESTATE	817	846,965.00		832	853,228.00		
HIGH AND MEDIUM	1,920	844,062.00		1,895	834,526.00		
LOW LEAFY GRADE	1,951	740,917.00		1,904	730,117.00		
SEMI LEAFY GRADE	1,596	688,587.00		1,532	654,796.00		
TIPPY SMALL LEAF	1,969	962,308.00		1,949	941,022.00		
OFF GRADES & BOP1A	2,159	1,128,499.00		2,356	1,179,240.00		
DUSTS	571	511,472.00		619	542,221.00		
PREMIUM FLOWERY	486	71,261.00		385	57,214.00		
TOTAL	11,469	5,794,071.00	329,291.00	11,472	5,792,364.00	379,253.00	
TOTAL NO OF PKGS			155,248	TOTAL NO OF PKGS			157,121
NO OF TOTAL CTC PKGS			10,570	NO OF TOTAL CTC PKGS			8,780
TOTAL QUANTITY (KG)			569,577	TOTAL QUANTITY (KG)			560,223

SALE NO 30B – 30<sup>TH</sup> & 31<sup>ST</sup> JULY, 2024

ORDER OF SALE

EX - ESTATE
LANKA COMMODITY BROKERS LTD.
CEYLON TEA BROKERS PLC.
JOHN KEELLS PLC.
FORBES & WALKER TEA BROKERS (PVT) LTD.
EASTERN BROKERS LTD.
BARTLEET PRODUCE MARKETING (PVT) LTD.
MERCANTILE PRODUCE BROKERS (PVT) LTD.
ASIA SIYAKA COMMODITIES (PVT) LTD.

HIGH & MEDIUM
JOHN KEELLS PLC.
ASIA SIYAKA COMMODITIES (PVT) LTD.
MERCANTILE PRODUCE BROKERS (PVT) LTD.
FORBES & WALKER TEA BROKERS (PVT) LTD.
BARTLEET PRODUCE MARKETING (PVT) LTD.
LANKA COMMODITY BROKERS LTD.
CEYLON TEA BROKERS PLC.
EASTERN BROKERS LTD.

LOW GROWN
BARTLEET PRODUCE MARKETING (PVT) LTD.
ASIA SIYAKA COMMODITIES (PVT) LTD.
CEYLON TEA BROKERS PLC.
LANKA COMMODITY BROKERS LTD.
EASTERN BROKERS LTD.
JOHN KEELLS PLC.
FORBES & WALKER TEA BROKERS (PVT) LTD.
MERCANTILE PRODUCE BROKERS (PVT) LTD.

10% PAYMENT	02/08/2024
BUYERS' PROMPT	06/08/2024
SELLERS' PROMPT	07/08/2024