

EASTERN BROKERS LIMITED

TEA MARKET REPORT



SALE NO – 47A

26TH & 27TH NOVEMBER, 2024

ORDER OF SALE – 47A

EX-ESTATE

CEYLON TEA BROKERS PLC.

LANKA COMMODITY BROKERS LTD.

BARTLEET PRODUCE MARKETING (PVT) LTD.

EASTERN BROKERS LTD.

FORBES & WALKER TEA BROKERS (PVT) LTD.

ASIA SIYAKA COMMODITIES (PVT) LTD.

JOHN KEELLS PLC.

MERCANTILE PRODUCE BROKERS (PVT) LTD.

HIGH & MEDIUM

MERCANTILE PRODUCE BROKERS (PVT) LTD.

FORBES & WALKER TEA BROKERS (PVT) LTD.

BARTLEET PRODUCE MARKETING (PVT) LTD.

LANKA COMMODITY BROKERS LTD.

CEYLON TEA BROKERS PLC.

EASTERN BROKERS LTD.

JOHN KEELLS PLC.

ASIA SIYAKA COMMODITIES (PVT) LTD.

LOW GROWN

CEYLON TEA BROKERS PLC.

FORBES & WALKER TEA BROKERS (PVT) LTD.

BARTLEET PRODUCE MARKETING (PVT) LTD.

MERCANTILE PRODUCE BROKERS (PVT) LTD.

LANKA COMMODITY BROKERS LTD.

EASTERN BROKERS LTD.

JOHN KEELLS PLC.

ASIA SIYAKA COMMODITIES (PVT) LTD.

AUCTION QUANTITY DETAILS - 27TH NOVEMBER, 2024

	LOTS	QUANTITY
EX-ESTATE	705	666,119.00
MAIN SALE - HIGH AND MEDIUM	1,196	519,385.00
MAIN SALE – LOW LEAFY GRADE	1,884	662,102.00
MAIN SALE – SEMI LEAFY GRADE	1,652	675,263.00
MAIN SALE – TIPPY SMALL LEAF	1,849	857,809.00
OFF GRADES & BOP1A	2,097	1,081,974.00
DUSTS	424	349,360.00
PREMIUM FLOWERY	386	54,673.00
TOTAL	10,193	4,866,685.00



MARKET DESCRIPTION

QUANTITY

10,193 lots totalling 4,866,685.00 kilos on offer.

QUALITY

Quality was fairly similar to last week.

DEMAND

Was fair.

WESTERNS

A range of Select Best BOP/BOPF appreciated around Rs 50/- per kg. All Other BOP's were around Rs 50/- per kg lower. Coloury BOPF in the Below Best category were firm to little dearer. Others together with plainer sorts were barely steady.

NUWARA ELIYAS

BOP's were irregular. Better BOPF were firm. Others were irregularly easier.

UVA UDAPUSSELLAWA

Select Uva BOP's gained sharply. Others declined by around Rs 50/- per kg and more. BOPF were firm. Udapussellawa BOP's were firm to marginally dearer. BOPF were firm to around Rs 20/- per kg dearer.

CTC

High Grown BP1/PF1's were firm. Medium Grown BP1's were irregular. Select PF1's were firm. Others were irregular. Low Grown BP1's were barely steady. Select PF1's gained Rs 20/- to Rs 40/- per kg. Others sold around last levels.

MARKET DESCRIPTION

LOW GROWN LEAFY GRADES

High priced OP1's were firm. Other OP1's, OP's and OPA's were irregularly dearer.

LOW GROWN SEMI LEAF

Select Best BOP1's were firm. Below Best sorts together bolder varieties appreciated. Balance were firm. Select Best and Best PEK's were easier. Others sold around last levels. High priced PEK1's were firm. Others were irregularly lower.

LOW GROWN TIPPY/SMALL LEAF

Better FBOP's were selectively dearer. Balance were irregular. Select Best FBOPF1's were firm to selectively dearer. Cleaner Below Best sorts together with the cleaner teas at the bottom appreciated. Balance were easier. Best FBOPF's were firm. Others appreciated.


OFF GRADES

Liquoring fannings sold around last levels. BM's, BOP1A's and BP's gained by Rs 10/- to Rs 20/- per kg. Low Grown fannings held firm.

DUSTS

Select Best primaries gained Rs 60/- to Rs 80/- per kg. Others in the Best and Below Best category gained Rs 40/- to Rs 60/- per kg. Others were irregular. Clean Secondaries gained Rs 20/- to Rs 40/- per kg and more at times. Others along with Low Grows held firm.

QUOTATIONS - EX-ESTATE



	BOP	BOPF
BEST WESTERNS	1300-1440	1320-1480
BELOW BEST WESTERNS	1140-1260	1180-1300
PLAINER WESTERNS	1020-1100	1000-1160
NUWARA ELIYAS	N/A	1260-1320
BRIGHTER UDA PUSSELLAWAS	1040-1080	1080-1140
OTHER UDA PUSSELLAWAS	1000-1040	1060
BEST UVAS	1380	1200-1260
OTHER UVAS	1060-1100	1140

QUOTATIONS - LOW GROWN



GRADE	SELECT BEST	BEST	BEST BELOW	OTHERS
BOP	1950-2250	1550-1650	1200-1250	950-1000
BOPF	1600-1800	900-1000	850-900	800-850
FBOPF/FBOPFSP	4000-4800	3000-3500	2400-2700	1000
FBOP	2300-2500	1550-1600	1250-1300	950-1000
FBOP1	1750-1950	1500-1550	1250-1300	950-1000
FBOPF	1700-1900	1450-1550	1200-1300	950-1000
FBOPF1	1750-1850	1500-1550	1300-1350	900-950
PEKOE	1480-2150	1300-1460	1200-1280	800-1180
PEK 1	1650-2250	1400-1600	1240-1380	800-1220
OP	1600-1800	1420-1550	1300-1400	850-1260
OPA	1500-1850	1300-1480	1180-1280	850-1160
OP 1	2950-3350	2600-2900	1400-2100	850-1380
BOP 1	2350-3100	1950-2300	1200-1500	800-1100

QUOTATIONS - OFF GRADES & DUSTS


BEST WESTERNS
BELOW BEST WESTERNS
OTHERS
NUWARA ELIYAS
BEST UVA UDA PUSSELLAWA
BELOW BEST UVA UDA PUSSELLAWA
OTHERS
BEST MEDIUMS
OTHER MEDIUMS
C.T.C

FNGS 1/FNGS	BP	BM
1000-1100	900-1000	900-1000
800-980	800-880	770-880
700-780	700-780	680-750
1000-1100	900-1000	900-1000
800-980	800-880	770-880
700-780	700-780	650-750
850-950	950-1050	900-1000
700-800	750-900	700-850
700-950		

DUST 1
1400-1700
1250-1380
1000-1200
1150-1260
980-1120
850-980
750-850
500-600
880-1200


TOP PRICES OBTAINED AT THE SALE OF 27TH NOVEMBER, 2024

WESTERN MEDIUM




ESTATE	BOP	BOPSP	BOPF	BOPFSP
HARANGALLA/ GALGEWATTA	1,700.00			
ANCOOMBRA		1,700.00		
ANCOOMBRA/ UPLANDS				1,500.00

WESTERN HIGH




ESTATE	BOP	BOPSP	BOPF	BOPFSP
BEARWELL	1,440.00			
HOLYROOD		1,550.00		
GREAT WESTERN			1,480.00	

UDA PUSSELLAWA



ESTATE	BOP	BOPSP	BOPF	BOPFSP
*KIRKLESS/ HIGH FOREST	1,080.00			
HIGH FOREST			1,140.00	

NUWARA ELIYA



ESTATE	BOP	BOPSP	BOPF	BOPFSP
MAHAGASTOTTE			1,320.00	

TOP PRICES OBTAINED AT THE SALE OF 27TH NOVEMBER 2024

UVA HIGH

ESTATE	BOP	BOPSP	BOPF	BOPFSP
GLENANORE/ PITARATMALIE	1,380.00			
BATAWATTE				1,380.00

UVA MEDIUM

ESTATE	BOP	BOPSP	BOPF	BOPFSP
HALPEWATTA UVA	1,600.00	1,400.00		
EL TEB			1,140.00	

LOW GROWN

ESTATE	BOP	BOPSP	BOPF	BOPFSP
SUDUWELIPOTHAHENA SUPER	2,250.00			
RAJJURUWATTA SUPER		2,150.00		
SITHAKA			1,850.00	
NAWAGAMUWEHENA				2,300.00

TOP PRICES OBTAINED AT THE SALE OF 27TH NOVEMBER, 2024

CTC



HIGH GROWN	PF1	BP1	BPS
DUNSINANE CTC	1,260.00		
MOUNT UVA CTC		670.00	

MEDIUM GROWN	PF1	BP1	BPS
NEW PEACOCK CTC	1,240.00		
DELTA CTC		1,180.00	
PARK SIDE CTC			700.00

LOW GROWN	PF1	BP1	BPS
HINGALGODA CTC	1,460.00	1,240.00	
DANAWATTA CTC			670.00

UVA HIGH	*CRAIG/RANAYA	OPA	1,220.00
UDA PUSSELLAWA UVA MEDIUM	*LUCKYLAND/MOOLOYA *KINELLAN/ROSELAND UVA	DUST1 OP1	1,200.00 1,380.00



* TEAS SOLD BY EASTERN BROKERS LTD.

+ EQUAL ALL TIME AUCTION RECORD PRICE.

++ AN ALL-TIME AUCTION RECORD PRICE.



CROP & WEATHER FOR THE PERIOD – 19TH TO 25TH NOVEMBER, 2024

WESTERN / NUWARA ELIYA REGIONS

The Nuwara Eliya and Western regions reported rain throughout the week. The Department of Meteorology expects thundershowers in the Western Region in the week ahead.

UVA/UDAPUSSELLAWA REGIONS

Both regions reported rain throughout the week. Thundershowers are expected in the Uva Region in the week ahead, according to the Department of Meteorology.

LOW GROWN

Showers were reported in the Low Grown Region throughout the week.

CROP INTAKE

The Western, Nuwara Eliya, Uva and Uda Pussellawa regions maintained the crop intake, whilst the Low Grown Region showed a decrease.

SALE AVERAGES OF 20/11/2024

	WEEK (RS. PER KG)		TO DATE (RS.PER KG)	
	2024 GROSS	2023 GROSS	2024 GROSS	2023 GROSS
ORTHODOX				
UVA HIGH	1,044.23	961.52	1,100.00	988.58
WESTERN HIGH	1,162.30	1,077.49	1,208.16	1,144.35
UVA MEDIUM	1,055.25	995.70	1,121.73	1,028.40
WESTERN MEDIUM	986.93	992.46	1,081.45	1,020.34
LOW GROWN	1,242.50	1,202.28	1,351.92	1,277.03
CTC				
WESTERN HIGH	1,068.88	992.93	1,079.70	989.32
WESTERN MEDIUM	897.55	883.83	965.96	914.60
LOW GROWN	858.19	992.80	986.72	974.16
UVA HIGH	1,064.43	1,016.16	1,124.88	1,042.27

SALE AVERAGES OF 20/11/2024

COMBINED (ORTHODOX & CTC)	WEEK (RS. PER KG)		TO DATE (RS.PER KG)	
	2024 GROSS	2023 GROSS	2024 GROSS	2023 GROSS
UVA HIGH	1,020.09	960.71	1,099.97	980.15
WESTERN HIGH	1,131.92	1,058.48	1,186.02	1,116.73
HIGH GROWN – TOTAL	1,102.11	1,026.44	1,158.31	1,073.66
UVA MEDIUM	1,054.53	1,012.85	1,124.52	1,024.92
WESTERN MEDIUM	969.51	966.21	1,052.86	988.75
MED. GROWN – TOTAL	993.25	980.44	1,076.15	1,000.13
LOW GROWN – TOTAL	1,220.60	1,188.70	1,329.02	1,259.78
TOTAL	1,161.82	1,120.63	1,249.76	1,176.86
CTC TOTAL	909.64	961.35	1,002.13	959.83

QUANTITY SOLD 18TH TO 23RD NOVEMBER, 2024

WEEK (KG)

TO DATE (KG)

	2024 GROSS	2023 GROSS	2024 GROSS	2023 GROSS
PUBLIC AUCTION	4,970,232.00	4,629,882.00	220,391,370.00	219,725,478.50
PRIVATE SALE	215,272.00	142,036.00	5,990,641.95	4,723,490.96
FORWARD CONTRACTS	73,300.00	23,000.00	2,321,156.00	2,121,908.00
DIRECT SALES	0.00	0.00	0.00	0.00
BIO/GREEN TEA	88,885.00	41,048.50	2,096,796.00	2,054,679.86
BMF – (EXCLUDED FROM PRIVATE SALE)	42,120.00	46,264.00	1,996,824.00	2,477,763.00

WORLD TEA PRODUCTION

COUNTRY	MONTH			TOTAL UPTO			(+)INC/ (-) DE
		2024 (KG)	2023 (KG)		2024 (KG)	2023 (KG)	
SRI LANKA	OCTOBER	21.14	22.85	OCTOBER	217.65	216.25	+1.40
BANGLADESH	AUGUST	13.80	14.50	AUGUST	49.53	54.60	-5.20
NORTH INDIA	AUGUST	162.99	164.55	AUGUST	593.11	668.65	-1.60
SOUTH INDIA	AUGUST	18.72	19.28	AUGUST	141.43	153.83	-12.40
KENYA	JULY	40.82	44.69	JULY	361.91	318.34	+43.57

SALE NO 49C – 10TH & 11TH DECEMBER, 2024

		LOTS	QUANTITY (KG)
EX-ESTATE	Closed on 22/11/2024 excluding violations.	902	882,631.00
HIGH & MEDIUM	Closed on 22/11/2024 excluding violations.	1,827	826,003.00
LEAFY GRADES	Closed on 22/11/2024 excluding violations.	2,043	779,963.00
SEMI LEAFY	Closed on 22/11/2024 excluding violations.	1,765	776,265.00
TIPPY SMALL LEAF	Closed on 22/11/2024 excluding violations.	2,256	1,071,589.00
OFF GRADES	Closed on 22/11/2024 excluding violations.	1,746	1,001,394.00
BOP1A	Closed on 22/11/2024 excluding violations.	595	202,569.00
DUSTS	Closed on 22/11/2024 excluding violations.	631	564,694.00
PREMIUM FLOWERY	Closed on 22/11/2024 excluding violations.	389	55,346.00
TOTAL		12,154	6,160,454.00

A total of kgs. 6,160,454.00 are on offer at this sale of which 340,748 kgs., are reprints.

SALE NO: 50A
17TH & 18TH
DECEMBER 2024

EX. ESTATE &
MAIN SALE
Scheduled to close on
29/11/2024.

COMMENTS

A quantity of 4.866 million kilos of tea was on offer at this week's auction. This was 0.773 million kilos lower than last week's quantity. Ex. Estate offerings which comprised 0.666 million kilos of teas was 0.03 million kilos lower than last week.

Quality was fairly similar to last week.

There was fair demand.

In the Ex Estate catalogues, a range of Select Best BOP's and BOPF met a dearer market. All Others BOP's were lower. Coloury BOPF in the Below Best category were firm to dearer. Others and the plainer sorts were barely steady.

Nuwara Eliya BOP's were irregular. Better BOPF were firm. Others met a lower market.

Select Uva BOP's gained sharply. Others were lower. BOPF sold around last levels. Udupussellawa BOP's and BOPF met a firm to dearer market.

High Grown CTC BP1's and PF1's were firm. Medium Grown BP1's were irregular. Select PF1's were firm. Others were irregular. Low Grown BP1's were barely steady. Select PF1's met a dearer market. Others sold around last levels.

In the Low Grown Leafy catalogues high priced OP1's were firm. Others OP1's, OP's and OPA's met a dearer market.

In the Low Grown Semi Leafy catalogues, Select Best BOP1's were firm. Below Best varieties together with bolder varieties met a dearer market. Balance were firm. Select Best and Best PEK's were lower. Others sold around last levels. High priced PEK1's were firm. Others were lower.

In the Low Grown Small leaf catalogues, Better FBOP's met a dearer market. Balance were irregular. Select Best FBOPF1's were firm to dearer. Cleaner Below Best sorts together with cleaner teas at the bottom were dearer. Balance were easier. Best FBOPF's were firm. Others appreciated.

In the Off Grades catalogues, liquoring fannings were firm. BM's, BOP1A's and BP's met a dearer market. Low Grown fannings sold around last levels.

In the Dust catalogues, Better Primaries met a dearer market. Others were irregular. Clean Secondaries were dearer. Others together with Low Grown sold around last levels.

DETAILS OF TEA AWAITING SALES – 2024

SALE NO – 48B 03RD & 04TH DECEMBER, 2024

	LOTS	QUANTITY (KG)	REPRINTS
EX-ESTATE	790	744,500.00	
HIGH AND MEDIUM	1,499	658,091.00	
LOW LEAFY GRADE	1,718	612,493.00	
SEMI LEAFY GRADE	1,452	598,539.00	
TIPPY SMALL LEAF	1,779	817,985.00	
OFF GRADES & BOP1A	2,105	1,046,538.00	
DUSTS	554	456,418.00	
PREMIUM FLOWERY	317	46,378.00	
TOTAL	10,214	4,980,942.00	465,022.00

TOTAL NO OF PKGS

130,152

NO OF TOTAL CTC PKGS

9,140

TOTAL QUANTITY (KG)

486,763

SALE NO – 49C 10TH & 11TH DECEMBER, 2024

	LOTS	QUANTITY (KG)	REPRINTS
	902	882,631.00	
	1,827	826,003.00	
	2,043	779,963.00	
	1,765	776,265.00	
	2,256	1,071,589.00	
	2,341	1,203,963.00	
	631	564,694.00	
	389	55,346.00	
	12,154	6,160,454.00	340,748.00

TOTAL NO OF PKGS

160,712

NO OF TOTAL CTC PKGS

11,130

TOTAL QUANTITY (KG)

592,871

SALE NO 48B – 03RD & 04TH DECEMBER, 2024

ORDER OF SALE

EX - ESTATE

LANKA COMMODITY BROKERS LTD.

BARTLEET PRODUCE MARKETING (PVT) LTD.

EASTERN BROKERS LTD.

FORBES & WALKER TEA BROKERS (PVT) LTD.

ASIA SIYAKA COMMODITIES (PVT) LTD.

JOHN KEELLS PLC.

MERCANTILE PRODUCE BROKERS (PVT) LTD.

CEYLON TEA BROKERS PLC.

HIGH & MEDIUM

FORBES & WALKER TEA BROKERS (PVT) LTD.

BARTLEET PRODUCE MARKETING (PVT) LTD.

LANKA COMMODITY BROKERS LTD.

CEYLON TEA BROKERS PLC.

EASTERN BROKERS LTD.

JOHN KEELLS PLC.

ASIA SIYAKA COMMODITIES (PVT) LTD.

MERCANTILE PRODUCE BROKERS (PVT) LTD.

LOW GROWN

FORBES & WALKER TEA BROKERS (PVT) LTD.

BARTLEET PRODUCE MARKETING (PVT) LTD.

MERCANTILE PRODUCE BROKERS (PVT) LTD.

LANKA COMMODITY BROKERS LTD.

EASTERN BROKERS LTD.

JOHN KEELLS PLC.

ASIA SIYAKA COMMODITIES (PVT) LTD.

CEYLON TEA BROKERS PLC.

10% PAYMENT

06/11/2024

BUYERS' PROMPT

10/12/2024

SELLERS' PROMPT

11/12/2024