

# EASTERN BROKERS LIMITED

---

## TEA MARKET REPORT



**SALE NO – 04C**

**28<sup>TH</sup> & 29<sup>TH</sup> JANUARY, 2025**

# ORDER OF SALE – 04C

## EX-ESTATE

ASIA SIYAKA COMMODITIES (PVT) LTD.

BARTLEET PRODUCE MARKETING (PVT) LTD.

FORBES & WALKER TEA BROKERS (PVT) LTD.

CEYLON TEA BROKERS PLC.

**EASTERN BROKERS LTD.**

MERCANTILE PRODUCE BROKERS (PVT) LTD.

LANKA COMMODITY BROKERS LTD.

JOHN KEELLS PLC.

## HIGH & MEDIUM

MERCANTILE PRODUCE BROKERS (PVT) LTD.

LANKA COMMODITY BROKERS LTD.

ASIA SIYAKA COMMODITIES (PVT) LTD.

BARTLEET PRODUCE MARKETING (PVT) LTD.

CEYLON TEA BROKERS PLC.

JOHN KEELLS PLC.

**EASTERN BROKERS LTD.**

FORBES & WALKER TEA BROKERS (PVT) LTD.

## LOW GROWN

LANKA COMMODITY BROKERS LTD.

MERCANTILE PRODUCE BROKERS (PVT) LTD.

BARTLEET PRODUCE MARKETING (PVT) LTD.

**EASTERN BROKERS LTD.**

FORBES & WALKER TEA BROKERS (PVT) LTD.

CEYLON TEA BROKERS PLC.

ASIA SIYAKA COMMODITIES (PVT) LTD.

JOHN KEELLS PLC.

# AUCTION QUANTITY DETAILS - 29<sup>TH</sup> JANUARY, 2025

	LOTS	QUANTITY
EX-ESTATE	948	933,154.00
MAIN SALE - HIGH AND MEDIUM	1,743	793,253.00
MAIN SALE – LOW LEAFY GRADE	2,124	838,095.00
MAIN SALE – SEMI LEAFY GRADE	1,878	879,651.00
MAIN SALE – TIPPY SMALL LEAF	2,471	1,248,276.00
OFF GRADES & BOP1A	2,263	1,168,293.00
DUSTS	544	497,036.00
PREMIUM FLOWERY	481	74,712.00
<b>TOTAL</b>	<b>12,452</b>	<b>6,432,470.00</b>





# MARKET DESCRIPTION

## QUANTITY

12,452 lots totalling 6,432,470.00 kilos on offer.

## QUALITY

Fairly similar to last week.

## DEMAND

was fair.

## WESTERNS

A selection of Best BOP/BOPF in the best category gained Rs 50/- to Rs 100/- per kg. Others BOP's in the Best category were irregularly easier. BOPF were firm to little dearer. In the Below Best category higher priced bracket BOP's declined Rs 50/- to Rs 100/- per kg. Corresponding BOPF gained around Rs 50/- per kg and more. Other BOP's together with the teas at the lower end declined by Rs 30/- to Rs 50/- per kg. Other BOPF in the Below Best category were firm to Rs 20/- to Rs 40/- per kg dearer. At the lower end price were firm to dearer to a lesser extent.

## NUWARA ELIYAS

A few select BOP invoices were firm. Others were irregular and mostly lower. BOPF sold around last levels.

## UVA UDAPUSSELLAWA

A few invoices of UVA BOP's were firm to little dearer. Others declined by around Rs 50/- per kg and more. Clean leaf coloury BOPF gained around Rs 50/- per kg. Others were Rs 20/- to Rs 40/- per kg dearer. Uda Pussellawa BOP's declined Rs 50/- to Rs 70/- per kg and more. BOPF sold around last levels.

## CTC

Hardly any offerings of High Grown BP1's. PF1's were firm. Medium Grown BP1's were irregular. PF1's were firm. Low Grown BP1's were mostly unsold. PF1's sold around last levels.

# MARKET DESCRIPTION

## LOW GROWN LEAFY GRADES

Select best OP1's were firm to little dearer. Balance sold around last levels. Select Best and Best OP's were firm. Balance were irregularly dearer. OPA's in general were firm.

## LOW GROWN SEMI LEAF

A few high priced BOP1's were dearer. Best varieties were firm. Balance were lower. PEK/PEK1's sold around last levels.

## LOW GROWN TIPPY/SMALL LEAF

Select Best FBOP's were firm. Balance declined. However teas at the bottom were firm. Select Best FBOPF1's were firm. Others declined. FBOPF's were irregularly easier.

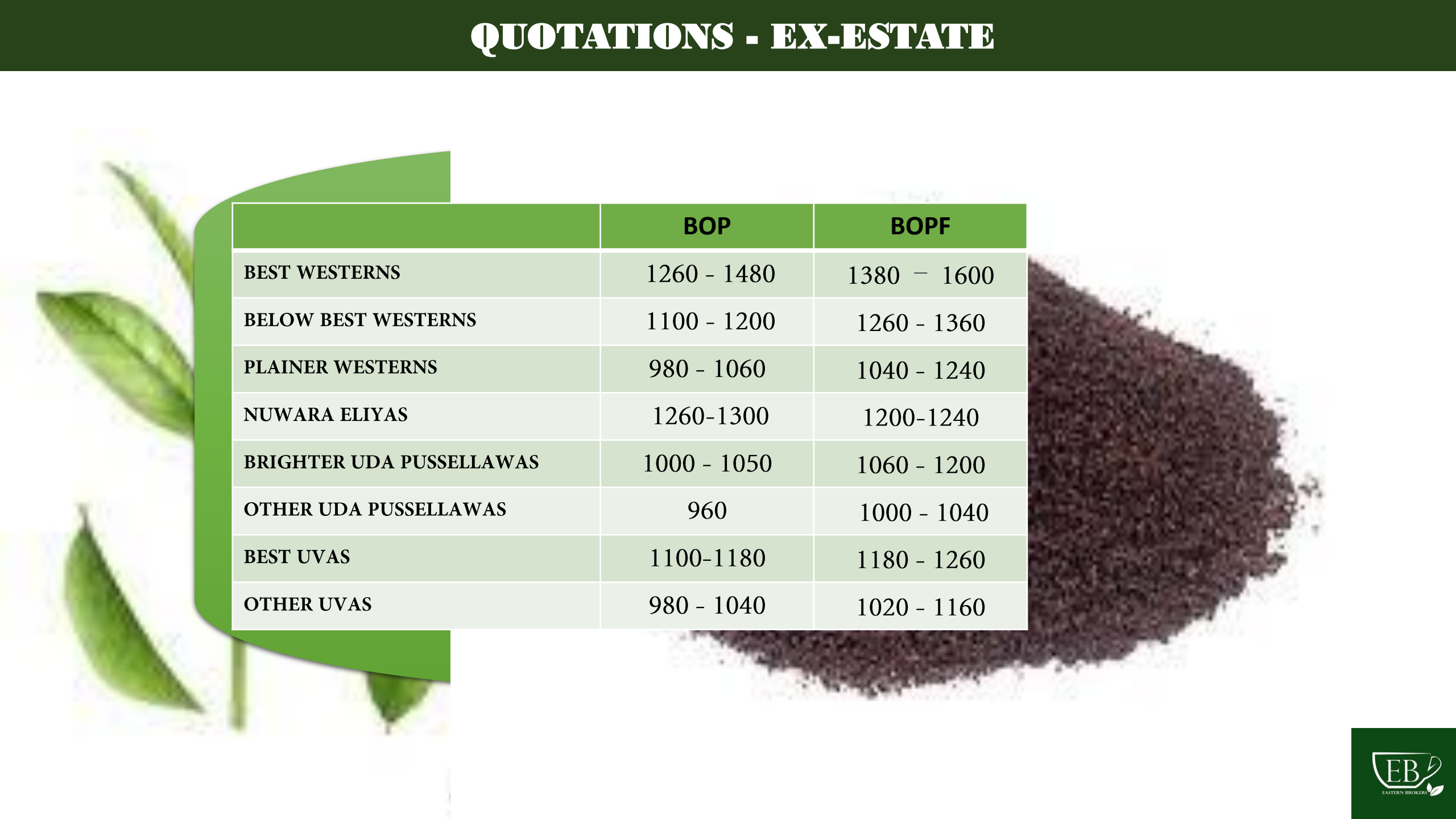
## OFF GRADES

Clean leaf bright liquoring fannings held firm. Others declined Rs 10/- to Rs 20/- per kg. BM's and BOP1A's gained Rs 20/- to Rs 30/- per kg. BP's sold around last levels. Low Grown fannings gained Rs 10/- to Rs 20/- per kg.

## DUSTS

Select Best primaries gained Rs 40/- to Rs 60/- per kg. Best and Below Best sorts where quality was maintained gained Rs 20/- to Rs 40/- per kg. Others held firm. Clean Secondaries were firm to around Rs 40/- per kg dearer. Others were irregular. Low Grown sold around last week price levels.

# QUOTATIONS - EX-ESTATE



	BOP	BOPF
BEST WESTERNS	1260 - 1480	1380 - 1600
BELOW BEST WESTERNS	1100 - 1200	1260 - 1360
PLAINER WESTERNS	980 - 1060	1040 - 1240
NUWARA ELIYAS	1260-1300	1200-1240
BRIGHTER UDA PUSSELLAWAS	1000 - 1050	1060 - 1200
OTHER UDA PUSSELLAWAS	960	1000 - 1040
BEST UVAS	1100-1180	1180 - 1260
OTHER UVAS	980 - 1040	1020 - 1160



# QUOTATIONS - LOW GROWN

GRADE	SELECT BEST	BEST	BEST BELOW	OTHERS
BOP	1450-1650	1300-1400	1200-1300	900-1000
BOPF	1400-1500	900-1000	850-900	800-850
FBOPF/FBOPFSP	4000-4500	3000-3700	2600-2800	1000
FBOP	2300-2500	1500-1550	1300-1350	950-1000
FBOP1	1900-2100	1450-1500	1350-1400	1000-1050
FBOPF	1700-1900	1400-1500	1250-1300	950-1000
FBOPF1	1500-1650	1400-1500	1200-1250	950-1000
PEKOE	1550-2500	1340-1500	1200-1320	800-1180
PEK 1	1650-2250	1380-1600	1240-1360	800-1220
OP	1650-1850	1500-1600	1380-1480	900-1360
OPA	1550-1850	1440-1500	1360-1420	900-1340
OP 1	3100-3750	2750-3050	1600-2400	900-1550
BOP 1	2400-3400	2000-2350	1360-1650	850-1340

# QUOTATIONS - OFF GRADES & DUSTS

<b>BEST WESTERNS</b>
<b>BELOW BEST WESTERNS</b>
<b>OTHERS</b>
<b>NUWARA ELIYAS</b>
<b>BEST UVA UDA PUSSELLAWA</b>
<b>BELOW BEST UVA UDA PUSSELLAWA</b>
<b>OTHERS</b>
<b>BEST MEDIUMS</b>
<b>OTHER MEDIUMS</b>
<b>C.T.C</b>

<b>FNGS 1/FNGS</b>	<b>BP</b>	<b>BM</b>
1000-1100	950-1050	1000-1100
900-980	850-940	900-980
750-850	750-800	780-880
1000-1100	900-1000	1000-1100
800-980	800-880	900-980
700-780	700-780	750-850
850-950	1000-1100	950-1050
700-800	800-950	850-920
700-950		

<b>DUST 1</b>
1400-1700
1250-1380
1000-1200
1150-1260
980-1120
850-980
750-850
500-600
880-1200



# TOP PRICES OBTAINED AT THE SALE OF 29<sup>TH</sup> JANUARY, 2025

## WESTERN MEDIUM

ESTATE	BOP	BOPSP	BOPF	BOPFSP
HARANGALLA/ UPLANDS	1,600.00			
ANCOOMBRA		1,500.00		
DARTRY VALLEY				1,260.00

## WESTERN HIGH

ESTATE	BOP	BOPSP	BOPF	BOPFSP
GREAT WESTERN	1,480.00			
INGESTRE		1,550.00		
ROBGILL			1,600.00	

## UDA PUSSELLAWA


ESTATE	BOP	BOPSP	BOPF	BOPFSP
ALMA	1,400.00			
DELMAR		1,120.00		
*KIRKLEES			1,220.00	

## NUWARA ELIYA

ESTATE	BOP	BOPSP	BOPF	BOPFSP
MAHAGASTOTTE	1,380.00			
KENMARE		900.00		
MAHAGASTOTTE			1,240.00	


# TOP PRICES OBTAINED AT THE SALE OF 29<sup>TH</sup> JANUARY, 2025

## UVA HIGH




ESTATE	BOP	BOPSP	BOPF	BOPFSP
GLENANORE	1,340.00			
CRAIG		1,380.00		
NAYABEDDE				1,260.00

## UVA MEDIUM



ESTATE	BOP	BOPSP	BOPF	BOPFSP
ARUNA PASSSARA	1,340.00			
DICKWELLA		1,340.00		1,500.00

## LOW GROWN



ESTATE	BOP	BOPSP	BOPF	BOPFSP
KARAGODA/MAHALIYADDA/SITHAKA	1,950.00			
LELLOPITIYA SUPER		1,550.00		
SITHAKA			1,650.00	
RAJJURUWATTA SUPER				2,200.00

# TOP PRICES OBTAINED AT THE SALE OF 29<sup>TH</sup> JANUARY, 2025

**CTC**



HIGH GROWN	PF1	BP1	BPS
DUNSINANE CTC	1,240.00		

MEDIUM GROWN	PF1	BP1	BPS
NEW PEACOCK CTC	1,220.00		
ROTHSCHILD CTC		1, 200.00	
AULTMORE CTC			950.00

<b>UVA HIGH</b>	UVA HIGHLANDS	BOP1	1,800.00
	<b>*CRAIG</b>	<b>BOP1</b>	<b>1,600.00</b>
	GLENANORE	FBOPF1	1,440.00
	<b>*CRAIG</b>	<b>FBOPF1</b>	<b>1,380.00</b>
	<b>*CRAIG/RANAYA/ GONAMOTUWA</b>	OP	1,320.00
	<b>*CRAIG</b>	OPA	<b>1,320.00</b>
	<b>*CRAIG</b>	<b>OP1</b>	<b>1,500.00</b>
<b>UDA PUSSELLAWA</b>	<b>*KIRKLEES</b>	<b>DUST1</b>	<b>1,160.00</b>

LOW GROWN	PF1	BP1	BPS
HINGALGODA CTC/KALUBOWITTIYANA CTC	1,480.00		
CECILIAN CTC		1,300.00	
ROSS FIELD CTC			750.00



**\* TEAS SOLD BY EASTERN BROKERS LTD.**

**+ EQUAL ALL TIME AUCTION RECORD PRICE.**

**++ AN ALL-TIME AUCTION RECORD PRICE.**



# CROP & WEATHER FOR THE PERIOD – 22<sup>ND</sup> – 27<sup>TH</sup> JANUARY, 2025.

## WESTERN / NUWARA ELIYA REGIONS

The Western Region reported bright weather, whilst rain was reported in the Nuwara Eliya Region throughout the week. The Department of Meteorology expects rain and misty conditions in the Western Region in the week ahead.

## UVA/UDAPUSSELLAWA REGIONS

Both regions reported rain throughout the week. According to the Department of Meteorology, showers are expected in the Uva Region in the week ahead.

## LOW GROWN

Bright mornings and occasional evening showers were reported in the Low Grown Region throughout the week. Winds and misty conditions are expected in the Low Grown Region in the week ahead according to the Department of Meteorology.

## CROP INTAKE

The Western and Nuwara Eliya regions reported an increase in the crop intake, whilst the Uva, Udapussellawa and Low Grown regions showed a decrease.

# SALE AVERAGES OF 22/01/2025

	WEEK (RS. PER KG)		TO DATE (RS.PER KG)	
	2025 GROSS	2024 GROSS	2025 GROSS	2024 GROSS
<b>ORTHODOX</b>				
UVA HIGH	1,044.77	1,042.66	1,054.83	1,022.56
WESTERN HIGH	1,169.96	1,146.48	1,164.56	1,127.77
UVA MEDIUM	1,076.91	1,101.15	1,070.36	1,082.15
WESTERN MEDIUM	1,046.48	1,154.22	1,038.08	1,113.55
LOW GROWN	1,304.78	1,410.85	1,281.01	1,375.07
<b>CTC</b>				
WESTERN HIGH	1,078.20	1,161.18	1,096.12	1,087.98
WESTERN MEDIUM	981.53	898.37	945.04	905.88
LOW GROWN	969.41	1,112.93	932.98	1,103.89
UVA HIGH	1,297.17	1,420.93	1,287.71	1,390.50

# SALE AVERAGES OF 22/01/2025

COMBINED (ORTHODOX & CTC)	WEEK (RS. PER KG)		TO DATE (RS.PER KG)	
	2025 GROSS	2024 GROSS	2025 GROSS	2024 GROSS
UVA HIGH	1,040.42	1,043.90	1,046.42	1,026.12
WESTERN HIGH	1,156.10	1,134.91	1,145.81	1,109.47
HIGH GROWN – TOTAL	1,118.14	1,109.16	1,111.08	1,084.03
UVA MEDIUM	1,075.60	1,119.56	1,067.70	1,087.31
WESTERN MEDIUM	1,053.15	1,106.70	1,033.76	1,071.99
MED. GROWN – TOTAL	1,018.51	1,066.90	1,021.49	1,054.52
LOW GROWN – TOTAL	1,285.86	1,400.46	1,272.90	1,373.52
TOTAL	1,217.12	1,291.19	1,201.18	1,263.41
CTC TOTAL	946.89	1,021.19	948.31	1,032.69



QUANTITY SOLD 20<sup>TH</sup> TO 25<sup>TH</sup> JANUARY, 2025

	WEEK (KG)		TO DATE (KG)	
	2025 GROSS	2024 GROSS	2025 GROSS	2024 GROSS
PUBLIC AUCTION	5,988,944.00	4,640,488.00	14,873,309.00	13,772,692.00
PRIVATE SALE	261,282.50	126,458.90	728,708.50	328,157.40
FORWARD CONTRACTS	92,420.00	20,000.00	275,180.00	60,000.00
DIRECT SALES	0.00	0.00	0.00	0.00
BIO/GREEN TEA	46,806.00	43,028.00	155,526.00	115,348.00
BMF – (EXLUDED FROM PRIVATE SALE)	241,853.00	25,150.00	275,180.00	72,308.00

WORLD TEA PRODUCTION

COUNTRY	MONTH			TOTAL UPTO			(+)INC/ (-) DE
		2024 (KG)	2023 (KG)		2024 (KG)	2023 (KG)	
SRI LANKA	DECEMBER	21.71	19.80	DECEMBER	262.15	256.08	+ 6.07
BANGLADESH	OCTOBER	14.92	14.59	OCTOBER	76.67	83.58	- 9.91
NORTH INDIA	NOVEMBER	123.45	109.39	OCTOBER	1046.89	1090.71	-43.82
SOUTH INDIA	NOVEMBER	19.83	21.38	OCTOBER	208.50	218.56	-10.06
KENYA	AUGUST	38.62	45.57	AUGUST	400.54	363.91	+36.63



# SALE NO 06B – 10<sup>TH</sup> & 11<sup>TH</sup> FEBRUARY, 2025

		LOTS	QUANTITY (KG)
<b>EX-ESTATE</b>	Closed on 23/01/2025 excluding violations.	910	907,796.00
<b>HIGH &amp; MEDIUM</b>	Closed on 23/01/2025 excluding violations.	1,432	627,106.00
<b>LEAFY GRADES</b>	Closed on 23/01/2025 excluding violations.	2,005	765,287.00
<b>SEMI LEAFY</b>	Closed on 23/01/2025 excluding violations.	1,740	755,501.00
<b>TIPPY SMALL LEAF</b>	Closed on 23/01/2025 excluding violations.	2,225	1,087,403.00
<b>OFF GRADES</b>	Closed on 23/01/2025 excluding violations.	1,748	961,095.00
<b>BOP1A</b>	Closed on 23/01/2025 excluding violations.	555	187,796.00
<b>DUSTS</b>	Closed on 23/01/2025 excluding violations.	589	540,120.00
<b>PREMIUM FLOWERY</b>	Closed on 23/01/2025 excluding violations.	415	64,532.00
<b>TOTAL</b>		<b>11,619</b>	<b>5,896,635.50</b>

A total of kgs. **5,896,635.50** are on offer at this sale of which 552,027 kgs, are reprints.

**SALE NO: 07C**  
**18<sup>TH</sup> & 19<sup>TH</sup>**  
**FEBRUARY 2025**

**EX. ESTATE & MAIN SALE**  
Scheduled to close on 30/01/2025.

# COMMENTS

A quantity of 6.830 million kilos of tea was on offer at this week's auction. This was 0.210 million kilos Higher than last week's quantity. Ex. Estate offerings which comprised 0.952 million kilos of teas was 2.777 million kilos Higher than last week.

Quality was fairly similar to last week.

There was fair demand.

In the Ex estate catalogues a selection of Best Western BOP's and BOPF met a dearer market. All other BOP's were lower. BOPF were dearer.

A few select Nuwara Eliya's BOP's were firm. Others were irregular and mostly lower. BOPF sold around last levels.

A few invoices of Uva BOP's met a firm to dearer market. Others were lower. BOPF were dearer. Uda Pussellawa BOP's declined. BOPF sold around last levels.

There were hardly any offerings of High Grown BP1's. PF1's were firm. Medium Grown BP1's were irregular. PF1's were firm. Low Grown BP1's were mostly unsold. PF1's sold around last levels.

In the Low Grown leafy catalogues Select Best OP1's met a firm to dearer market. Balance sold around last levels. Select Best and Best OP's were firm. Balance were dearer. OPA's in general were easier.

In the Low Grown semi leafy catalogues a few high priced BOP1's met a dearer market. Best varieties were firm. Balance were lower. PEK's and PEK1's sold around last levels.

In the Low Grown small leaf catalogues Select Best FBOP's were firm. Balance declined. However teas at the bottom were firm. Select Best FBOPF1's were firm. Others declined. FBOPF's met a lower market.

In the Off Grades catalogues, Clean leaf bright liquoring fannings were firm. Others were lower. BOP1A's, BM's and Low Grown fannings met a dearer market. BP's sold around last levels.

In the Dust catalogues, Select Best Primaries met a dearer market. Best and Below Best sorts where quality was maintained were dearer. Others were firm to dearer. Clean Secondaries were firm to dearer. Others were irregular. Low Grows sold around last levels.



# DETAILS OF TEA AWAITING SALES – 2025

## SALE NO – 05A 03<sup>RD</sup> & 05<sup>TH</sup> FEBRUARY, 2025

	LOTS	QUANTITY (KG)	REPRINTS
EX-ESTATE	904	897,522.00	
HIGH AND MEDIUM	1,606	702,381.00	
LOW LEAFY GRADE	2,151	840,431.00	
SEMI LEAFY GRADE	1,911	861,376.00	
TIPPY SMALL LEAF	2,348	1,166,069.00	
OFF GRADES & BOP1A	2,545	1,299,549.00	
DUSTS	703	629,760.00	
PREMIUM FLOWERY	442	69,971.00	
TOTAL	12,610	6,467,059.00	307,514.00

TOTAL NO OF PKGS

168,789

NO OF TOTAL CTC PKGS

9,295

TOTAL QUANTITY (KG)

454,228

## SALE NO – 06B 10<sup>TH</sup> & 11<sup>TH</sup> FEBRUARY, 2025

	LOTS	QUANTITY (KG)	REPRINTS
	910	907,796.00	
	1,432	627,106.00	
	2,005	765,287.00	
	1,740	755,501.00	
	2,225	1,087,403.00	
	2,303	1,148,891.00	
	589	540,120.00	
	415	64,532.00	
	11,619	5,896,635.50	552,027.00

TOTAL NO OF PKGS

153,113

NO OF TOTAL CTC PKGS

8,635

TOTAL QUANTITY (KG)

465,529

# SALE NO 05A – 03<sup>RD</sup> & 05<sup>TH</sup> FEBRUARY, 2025

## ORDER OF SALE

### EX - ESTATE

#### EASTERN BROKERS LTD.

CEYLON TEA BROKERS PLC.

LANKA COMMODITY BROKERS LTD.

JOHN KEELLS PLC.

MERCANTILE PRODUCE BROKERS (PVT) LTD.

ASIA SIYAKA COMMODITIES (PVT) LTD.

BARTLEET PRODUCE MARKETING (PVT) LTD.

FORBES & WALKER TEA BROKERS (PVT) LTD.

### HIGH & MEDIUM

LANKA COMMODITY BROKERS LTD.

ASIA SIYAKA COMMODITIES (PVT) LTD.

BARTLEET PRODUCE MARKETING (PVT) LTD.

CEYLON TEA BROKERS PLC.

JOHN KEELLS PLC.

#### EASTERN BROKERS LTD.

FORBES & WALKER TEA BROKERS (PVT) LTD.

MERCANTILE PRODUCE BROKERS (PVT) LTD.

### LOW GROWN

MERCANTILE PRODUCE BROKERS (PVT) LTD.

BARTLEET PRODUCE MARKETING (PVT) LTD.

FORBES & WALKER TEA BROKERS (PVT) LTD.

CEYLON TEA BROKERS PLC.

#### EASTERN BROKERS LTD.

ASIA SIYAKA COMMODITIES (PVT) LTD.

JOHN KEELLS PLC.

LANKA COMMODITY BROKERS LTD.

10% PAYMENT

07/02/2025

BUYERS' PROMPT

10/02/2025

SELLERS' PROMPT

11/02/2025

# NATIONAL AVERAGES REPORT - DECEMBER 2024

Elevation	QUANTITY - KG	AVERAGE - RS. / KG	QUANTITY - KG	AVERAGE - RS. / KG g
<b>Orthodox</b>				
UVA-HIGH	1,095,960	1,084.21	15,790,119	1,099.02
WESTERN-HIGH	2,288,008	1,178.44	30,537,058	1,203.52
UVA-MEDIUM	1,215,288	1,081.59	14,730,690	1,116.14
WESTERN-MEDIUM	1,848,433	1,032.33	21,544,392	1,079.93
LOW	10,507,724	1,293.43	140,164,918	1,348.20
Total	16,753,411	1,223.60	222,767,173	1,269.41
<b>CTC</b>				
UVA-HIGH	99,534	1,066.16	1,347,958	1,118.49
WESTERN-HIGH	297,249	1,066.59	4,054,287	1,080.79
WESTERN-MEDIUM	718,709	959.81	8,000,688	982.42
LOW	948,018	936.40	12,988,391	980.89
Total	2,063,510	976.53	26,391,322	997.67
<b>OTH/CTC</b>				
UVA-HIGH	1,195,494	1,084.37	17,138,075	1,100.55
WESTERN-HIGH	2,583,257	1,165.57	34,591,343	1,189.14
UVA-MEDIUM	1,215,288	1,081.59	14,730,690	1,116.14
WESTERN-MEDIUM	2,367,142	1,010.31	29,545,080	1,048.11
LOW	11,455,742	1,263.89	153,153,308	1,317.05
Total	18,816,921	1,195.31	249,158,496	1,240.63
<b>GREEN</b>				
UVA-HIGH	39,238	1,172.81	533,440	1,255.37
WESTERN-HIGH	47,788	1,306.13	637,303	1,303.72
UVA-MEDIUM	32,525	1,370.30	335,913	1,438.39
WESTERN-MEDIUM	41,184	1,296.81	458,758	1,262.18
LOW	248	2,551.19	6,336	1,935.41
Total	160,979	1,286.12	1,971,750	1,365.81



# NATIONAL AVERAGES REPORT – DECEMBER 2024

ORGANIC TEAS				
UVA-HIGH	23,858	1,589.93	296,287	1,163.65
WESTERN-HIGH	50	1,600.00	29,034	1,300.69
WESTERN-MEDIUM	33,202	2,672.97	251,527	1,950.55
LOW	1,355	2,475.18	24,705	2,950.58
Total	58,463	2,225.53	601,553	1,572.68
Special Tea				
UVA-HIGH	4,775	1,334.66	43,432	1,480.63
WESTERN-HIGH	617	20,440.84	16,088	8,873.48
UVA-MEDIUM	19	20,473.68	933	15,102.04
WESTERN-MEDIUM	6,063	1,418.19	97,348	1,633.66
LOW	225	26,545.66	12,865	8,048.36
Others	0	0.00	9	43,500.00
Total	11,699	2,906.54	179,674	2,838.36
Black Tea sales from refuse tea processing centres				
UVA-HIGH	68,488	686.49	861,018	684.50
WESTERN-HIGH	129,135	754.67	2,326,809	771.95
UVA-MEDIUM	10,792	723.94	125,650	784.54
WESTERN-MEDIUM	81,891	686.74	1,002,245	698.25
LOW	215,702	711.18	3,172,140	682.17
Others	116,377	2,043.95	1,306,249	2,119.25
Total	622,385	711.46	8,794,111	713.94
Composite National Averages				
Other	3,120	663.53	51,539	697.31
High Grown	4,092,696	1,128.16	56,472,828	1,141.63
Medium Grown	3,889,609	1,037.77	47,637,672	1,064.48
Low Grown	11,685,021	1,253.76	156,534,544	1,304.38
All Tea Average	19,670,446	1,184.82	260,696,583	1,225.17