

EASTERN BROKERS LIMITED

TEA MARKET REPORT



SALE NO – 10C

10TH & 11TH MARCH, 2025

ORDER OF SALE – 10C

EX-ESTATE

ASIA SIYAKA COMMODITIES (PVT) LTD.

BARTLEET PRODUCE MARKETING (PVT) LTD.

FORBES & WALKER TEA BROKERS (PVT) LTD.

EASTERN BROKERS LTD.

CEYLON TEA BROKERS PLC.

LANKA COMMODITY BROKERS LTD.

JOHN KEELLS PLC.

MERCANTILE PRODUCE BROKERS (PVT) LTD.

HIGH & MEDIUM

JOHN KEELLS PLC.

EASTERN BROKERS LTD.

CEYLON TEA BROKERS PLC.

LANKA COMMODITY BROKERS LTD.

BARTLEET PRODUCE MARKETING (PVT) LTD.

FORBES & WALKER TEA BROKERS (PVT) LTD.

MERCANTILE PRODUCE BROKERS (PVT) LTD.

ASIA SIYAKA COMMODITIES (PVT) LTD.

LOW GROWN

LANKA COMMODITY BROKERS LTD.

BARTLEET PRODUCE MARKETING (PVT) LTD.

MERCANTILE PRODUCE BROKERS (PVT) LTD.

FORBES & WALKER TEA BROKERS (PVT) LTD.

ASIA SIYAKA COMMODITIES (PVT) LTD.

EASTERN BROKERS LTD.

CEYLON TEA BROKERS PLC.

JOHN KEELLS PLC.

AUCTION QUANTITY DETAILS - 11TH MARCH, 2025

	LOTS	QUANTITY
EX-ESTATE	870	843,999.00
MAIN SALE - HIGH AND MEDIUM	1,251	531,004.00
MAIN SALE – LOW LEAFY GRADE	1,835	659,492.00
MAIN SALE – SEMI LEAFY GRADE	1,472	600,985.00
MAIN SALE – TIPPY SMALL LEAF	1,812	846,900.00
OFF GRADES & BOP1A	1,984	972,185.00
DUSTS	543	474,796.00
PREMIUM FLOWERY	419	68,082.00
TOTAL	10,186	4,997,443.00



MARKET DESCRIPTION

QUANTITY

10,186 lots totalling 4,997,443.00 kilos on offer.

QUALITY

Western quality showed an improvement. Others were fairly similar to last week.

DEMAND

Was fair.

WESTERNS

A few invoices of Best BOP's appreciated around Rs 100/- per kg and more following special inquiry. Others were irregular. In the Below Best category, a selection of improved teas gained around Rs 50/- per kg and more. Others were irregular and mostly easier. Teas at the lower end of the market declined around Rs 50/- per kg and more and were often unsold. A selection of Best BOPF gained around Rs 100/- per kg and more following special inquiry. Others were firm to dearer to a lesser extent. In the Below Best category a selection of improved teas gained around Rs 100/- per kg and more. Others were dearer to a lesser extent. At the lower end of the market. Clean leaf coloury sorts gained around Rs 20/- per kg. Others sold around last levels.

NUWARA ELIYAS

BOP's were irregular and tended easier. Select BOPF were firm. Others were irregular and tended easier.

UVA UDAPUSSELLAWA

Uva/Udapussellawa's BOP's declined around Rs 50/- per kg and more. Uva BOPF were lower by Rs 20/- to Rs 40/- per kg. Udapussellawa's were barely steady.

CTC

Hardly any offerings of High Grown BP1's. PF1's commenced firm and declined Rs 20/- to Rs 40/- per kg towards the close. Medium Grown BP1's were irregular. PF1's commenced firm and declined Rs 20/- to Rs 40/- per kg towards the close. Low Grown BP1's were irregularly easier. PF1's sold around Last levels.

MARKET DESCRIPTION

LOW GROWN LEAFY GRADES

Well made OP1's were firm. Others were firm to dearer. High priced OP's were easier. Others appreciated. Well made OPA's were firm. Others were dearer.

LOW GROWN SEMI LEAF

Select Best and Best BOP1's were firm. Others were lower. High priced PEK's were firm. Others were easier. Teas at the bottom were firm. Select Best PEK1's were firm. Others appreciated.

LOW GROWN TIPPY/SMALL LEAF

Select Best FBOP's were firm. Others were easier. Teas at the bottom were firm. Select Best FBOPF1's were firm. Best and cleaner Below Best varieties were firm to dearer. Balance were irregular. Better FBOPF's were dearer. Others were firm.

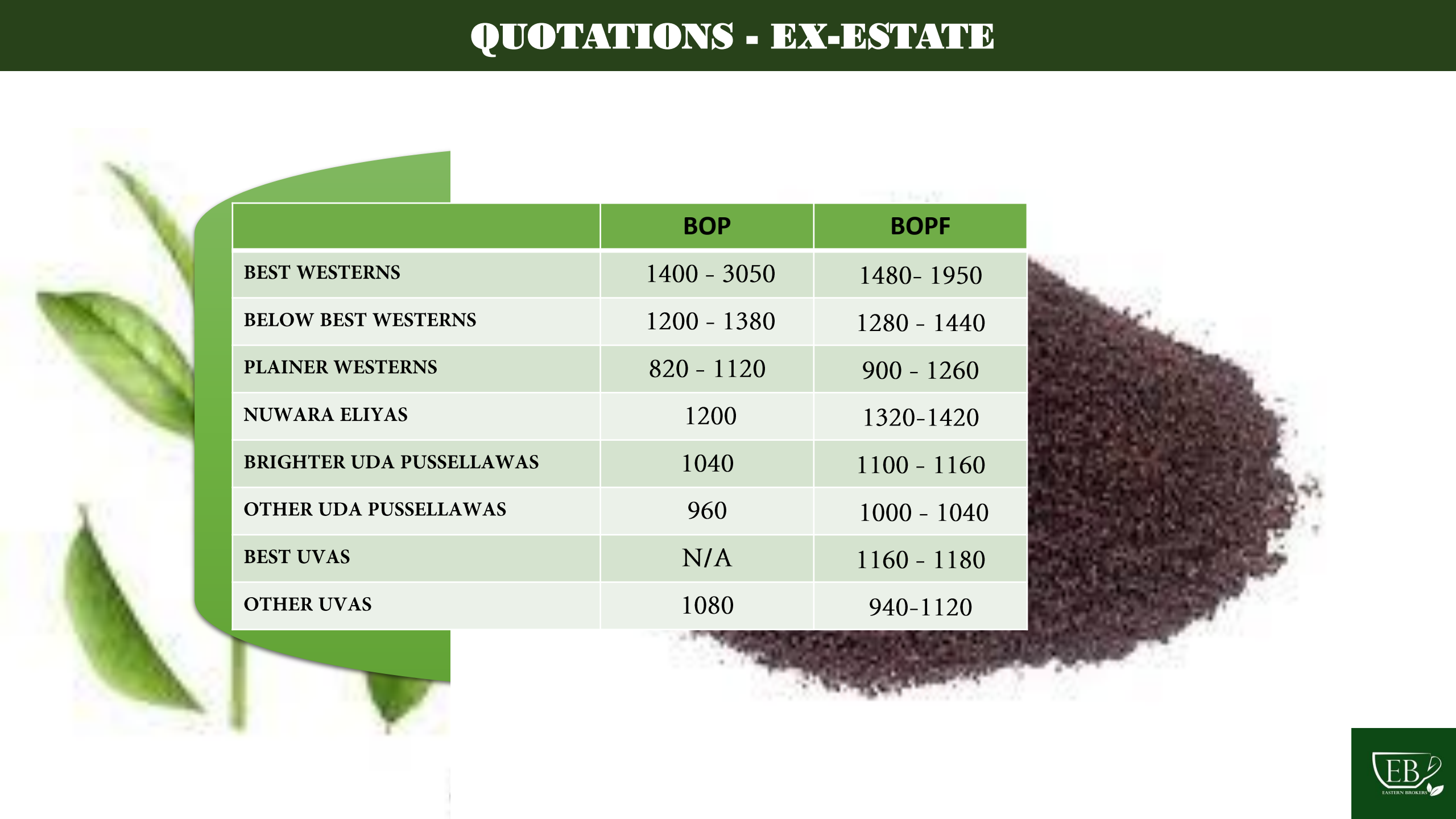
OFF GRADES

Liquoring fannings sold around last levels. BM's, BOP1A's and BP's were dearer by Rs 10/- to Rs 20/- per kg. Low Grown fannings held firm.

DUSTS

Select Best primaries gained Rs 20/- to Rs 40/- per kg. Best and Below Best sorts where quality was maintained gained Rs 40/- to Rs 60/- per kg. Others gained Rs 20/- to Rs 40/- per kg. Clean secondaries were around Rs 40/- per kg dearer. Other Secondaries and Low Growns sold around last levels.

QUOTATIONS - EX-ESTATE



	BOP	BOPF
BEST WESTERNS	1400 - 3050	1480- 1950
BELOW BEST WESTERNS	1200 - 1380	1280 - 1440
PLAINER WESTERNS	820 - 1120	900 - 1260
NUWARA ELIYAS	1200	1320-1420
BRIGHTER UDA PUSSELLAWAS	1040	1100 - 1160
OTHER UDA PUSSELLAWAS	960	1000 - 1040
BEST UVAS	N/A	1160 - 1180
OTHER UVAS	1080	940-1120

QUOTATIONS - LOW GROWN

GRADE	SELECT BEST	BEST	BEST BELOW	OTHERS
BOP	1600-1800	1400-1450	1250-1350	950-1000
BOPF	1400-1600	900-1000	850-900	800-850
FBOPF/FBOPFSP	3800-4800	3500-3600	2200-2600	1000
FBOP	2300-2450	1500-1550	1300-1350	900-1000
FBOP1	1800-1900	1500-1550	1300-1350	1000-1100
FBOPF	1550-1800	1350-1450	1250-1300	900-950
FBOPF1	1550-1700	1400-1450	1300-1350	950-1000
PEKOE	1440-2200	1300-1420	1180-1280	800-1160
PEK 1	1650-2250	1400-1600	1240-1380	850-1220
OP	1480-1650	1380-1460	1320-1360	950-1300
OPA	1460-1900	1340-1440	1260-1320	900-1240
OP 1	2800-3400	2400-2750	1650-2350	900-1550
BOP 1	2100-3000	1750-2050	1280-1420	850-1260



QUOTATIONS - OFF GRADES & DUSTS


BEST WESTERNS
BELOW BEST WESTERNS
OTHERS
NUWARA ELIYAS
BEST UVA UDA PUSSELLAWA
BELOW BEST UVA UDA PUSSELLAWA
OTHERS
BEST MEDIUMS
OTHER MEDIUMS
C.T.C

FNGS 1/FNGS	BP	BM
1000-1100	950-1050	1000-1100
900-980	850-940	900-980
750-850	750-800	780-880
1000-1100	900-1000	1000-1100
800-980	800-880	900-980
700-780	700-780	750-850
850-950	1000-1100	950-1050
700-800	800-950	850-920
700-950		

DUST 1
1400-1700
1250-1380
1000-1200
1150-1260
980-1120
850-980
750-850
500-600
880-1200

TOP PRICES OBTAINED AT THE SALE OF 11TH MARCH, 2025

WESTERN MEDIUM




ESTATE	BOP	BOPSP	BOPF	BOPFSP
HATALE	1,500.00			
ANCOOMBRA		1,600.00		
VELLAI OYA			1,220.00	

WESTERN HIGH




ESTATE	BOP	BOPSP	BOPF	BOPFSP
++SOMERSET	3,050.00		1,950.00	
ROBGILL		2,100.00		

UDA PUSSELLAWA



ESTATE	BOP	BOPSP	BOPF	BOPFSP
*KIRKLEES	1,040.00			
DELMAR		1,200.00		
*LUCKYLAND			1,160.00	


NUWARA ELIYA



ESTATE	BOP	BOPSP	BOPF	BOPFSP
COURT LODGE	1,200.00			
KENMARE		1,040.00		
MAHAGASTOTTE			1,420.00	


TOP PRICES OBTAINED AT THE SALE OF 11TH MARCH, 2025

UVA HIGH




ESTATE	BOP	BOPSP	BOPF	BOPFSP
GLENANORE	1,300.00			
NAYABEDDE		1,140.00	1,180.00	

UVA MEDIUM



ESTATE	BOP	BOPSP	BOPF	BOPFSP
DEMODERA "S"	1,400.00			
AMBROSIA UVA		1,220.00		
DICKWELLA				1,550.00

LOW GROWN



ESTATE	BOP	BOPSP	BOPF	BOPFSP
LIONS	2,200.00			
LELLOPITIYA SUPER		1,650.00		
SITHAKA			1,850.00	
DAMPAHALA/ RAJJURUWATTA SUPER				1,550.00

TOP PRICES OBTAINED AT THE SALE OF 11TH MARCH, 2025

CTC



HIGH GROWN	PF1	BP1	BPS
FLORENCE CTC/ ULUGEDARA CTC/ DUNSINANE SUPER	1,220.00		
MOUNT VERNON CTC			940.00

MEDIUM GROWN	PF1	BP1	BPS
NEW PEACOCK CTC	1,220.00	1,220.00	
STRATHODAN CTC			1,080.00

LOW GROWN	PF1	BP1	BPS
KALUBOWITIYANA CTC/ HINGALGODA CTC	1,500.00		
NELUNWATTA CTC		980.00	
CANORA CTC			850.00

OTHERS	MARK	GRADE	PRICE
UVA MEDIUM	*HINDAGALA/ HALPEWATTA UVA	OP	1,320.00
UVA HIGH	BATAWATTE	OP	1,360.00
	*AMPITTIAKANDE	OP	1,320.00
	ODOOWERRE	OP1	1,650.00
	*AMPITTIAKNDE	OP1	1,550.00
	BATAWATTE	PEK1	1,550.00
	*AMPITTIAKNDE/ GLENANORE/UVA HIGHLANDS	PEK1	1,500.00



* TEAS SOLD BY EASTERN BROKERS LTD.

+ EQUAL ALL TIME AUCTION RECORD PRICE.

++ AN ALL-TIME AUCTION RECORD PRICE.

CROP & WEATHER FOR THE PERIOD – 04TH TO 10TH MARCH, 2025.

WESTERN / NUWARA ELIYA REGIONS

Bright weather was reported in both regions throughout the week. The Department of Meteorology expects showers in the Western Region in the week ahead.

UVA/UDAPUSSELLAWA REGIONS

Uva and Udapussellawa Regions reported sunny weather throughout the week. Showers are expected in the Uva Region in the week ahead according to the Department of Meteorology.

LOW GROWN

Bright weather was reported in the Low Grown Region throughout the week. According to the Department of Meteorology, showers together with strong winds are expected in the Low Grown Region in the week ahead.

CROP INTAKE

The Western, Nuwara Eliya and Low Grown regions reported a decrease in the crop intake, whilst the Uva and Uda Pussellawa Regions showed an increase.

SALE AVERAGES OF 05/03/2025

	WEEK (RS. PER KG)		TO DATE (RS.PER KG)	
	2025 GROSS	2024 GROSS	2025 GROSS	2024 GROSS
ORTHODOX				
UVA HIGH	1,061.84	1,217.29	1,217.29	1,044.22
WESTERN HIGH	1,184.31	1,244.59	1,169.10	1,173.15
UVA MEDIUM	1,093.04	1,203.03	1,068.40	1,115.04
WESTERN MEDIUM	1,061.61	1,242.53	1,052.59	1,162.99
LOW GROWN	1,258.42	1,486.53	1,273.49	1,431.00
CTC				
WESTERN HIGH	1,119.84	1,111.65	1,093.22	1,125.61
WESTERN MEDIUM	981.81	985.29	968.61	944.04
LOW GROWN	998.99	996.45	964.19	1,069.47
UVA HIGH	1,189.97	1,135.44	1,107.49	1,130.64

SALE AVERAGES OF 05/03/2025

COMBINED (ORTHODOX & CTC)	WEEK (RS. PER KG)		TO DATE (RS.PER KG)	
	2025 GROSS	2024 GROSS	2025 GROSS	2024 GROSS
UVA HIGH	1,054.24	1,202.97	1,037.42	1,049.45
WESTERN HIGH	1,170.47	1,214.06	1,151.33	1,154.51
HIGH GROWN – TOTAL	1,146.59	1,211.91	1,117.85	1,129.74
UVA MEDIUM	1,091.20	1,258.33	1,065.49	1,120.96
WESTERN MEDIUM	1,046.46	1,180.15	1,031.39	1,108.01
MED. GROWN – TOTAL	1,055.44	1,201.40	1,041.81	1,111.52
LOW GROWN – TOTAL	1,247.68	1,451.82	1,260.64	1,405.74
TOTAL	1,197.13	1,364.76	1,197.73	1,304.86
CTC TOTAL	1,015.27	1,023.25	986.90	1,047.08

QUANTITY SOLD 03RD TO 08TH MARCH, 2025

WEEK (KG)

TO DATE (KG)

	2025 GROSS	2024 GROSS	2025 GROSS	2024 GROSS
PUBLIC AUCTION	4,626,941.00	4,175,241.00	44,600,793.00	41,796,637.50
PRIVATE SALE	305,419.00	157,552.00	2,052,407.45	1,028,421.40
FORWARD CONTRACTS	62,820.00	40,000.00	614,336.00	200,000.00
DIRECT SALES	0.00	0.00	0.00	0.00
BIO/GREEN TEA	44,950.00	49,053.00	434,840.00	442,368.00
BMF – (EXCLUDED FROM PRIVATE SALE)	84,580.00	45,188.00	421,530.00	392,665.00

WORLD TEA PRODUCTION

COUNTRY	MONTH		TOTAL UPTO		(+)INC/ (-) DE		
		2025 (KG)	2024 (KG)			2025 (KG)	2024 (KG)
SRI LANKA	JANUARY	21.46	18.72	JANUARY	21.46	18.72	+ 2.74
		2024 (KG)	2023 (KG)		2024(KG)	2023(KG)	
BANGLADESH	DECEMBER	6.37	7.79	DECEMBER	93.04	102.95	-9.91
NORTH INDIA	DECEMBER	11.09	66.27	DECEMBER	1057.58	1157.00	-99.0
SOUTH INDIA	DECEMBER	18.30	18.12	DECEMBER	226.80	236.68	-9.88
KENYA	AUGUST	38.62	45.57	AUGUST	400.54	363.91	+36.63

SALE NO 12B - 25TH & 26TH MARCH, 2025

		LOTS	QUANTITY (KG)
EX-ESTATE	Closed on 06/03/2025 excluding violations.	850	850,125.00
HIGH & MEDIUM	Closed on 06/03/2025 excluding violations.	1,456	613,764.00
LEAFY GRADES	Closed on 06/03/2025 excluding violations.	1,870	665,263.00
SEMI LEAFY	Closed on 06/03/2025 excluding violations.	1,498	594,0341.00
TIPPY SMALL LEAF	Closed on 06/03/2025 excluding violations.	1,745	795,744.00
OFF GRADES	Closed on 06/03/2025 excluding violations.	1,565	861,989.00
BOP1A	Closed on 06/03/2025 excluding violations.	476	165,223.00
DUSTS	Closed on 06/03/2025 excluding violations.	527	445,848.00
PREMIUM FLOWERY	Closed on 06/03/2025 excluding violations.	369	49,969.00
TOTAL		10,356	5,041,956.00

A total of kgs. **5,041,956.00** are on offer at this sale of which 407,318 kgs, are reprints.

SALE NO: 13C
01ST & 02ND
APRIL 2025

EX. ESTATE &
MAIN SALE
Scheduled to close on
14/03/2025.

COMMENTS

A quantity of 4.997 million kilos of tea was on offer at this week's auction. This was 0.32 million kilos lower than last week's quantity. Ex. Estate offerings which comprised 0.843 million kilos of teas was 0.003 million kilos lower than last week.

Western quality showed an improvement. Others were fairly similar to last week.

There was fair demand.

In the Ex estate catalogues a few invoices of select BOP and BOPF in the Best category met a dearer market following special inquiry. Other BOP's in the Best category were irregular. BOPF were dearer. Improved BOP's and BOPF in the Below Best category were dearer. Other BOP's were irregular and mostly easier. BOPF were dearer. At the lower end BOP's met a lower market. Clean leaf coloury BOPF were dearer. Others sold around last levels.

Nuwara Eliya's BOP's were irregular and tended easier. Select BOPF were firm. Others were irregular and tended easier.

Uva/Uda pussellawa BOP's met a lower market. Uva BOPF were lower. Udupussellawa's were barely steady.

There were hardly any offerings of High Grown BP1's. PF1's commenced firm and declined towards the close. Medium Grown BP1's were irregular. PF1's commenced firm and declined towards the close. Low Grown BP1's met a lower market. PF1's sold around last levels.

In the Low Grown leafy catalogues well made OP1's were firm. Others met a firm to dearer market. High priced OP's were easier. Others were dearer. Well made OPA's were firm. Others were dearer.

In the Low Grown Semi leafy catalogues Select Best and Best BOP1's were firm. Others met a lower market. High priced PEK's were firm. Others were easier. Teas at the bottom were firm. Select Best PEK1's were firm. Others were dearer.

In the Low Grown Small leaf catalogues well-made FBOP's were firm. Others were easier. Teas at the bottom were firm. Select Best FBOPF1's were firm. Best and cleaner Below Best varieties were firm to dearer. Balance were irregular. Better FBOPF's were dearer. Others were firm.

In the Off Grades catalogues, liquoring fannings sold around last levels. BM's, BP's and BOP1A's met a dearer market. Low Grown fannings were firm.

In the Dust catalogues, All Primaries and better Secondaries met a dearer market. Others Secondaries and Low Grows sold around last levels.

DETAILS OF TEA AWAITING SALES – 2025

SALE NO – 11A 18TH & 19TH MARCH, 2025

	LOTS	QUANTITY (KG)	REPRINTS
EX-ESTATE	899	937,045.00	
HIGH AND MEDIUM	1,268	532,570.00	
LOW LEAFY GRADE	1,758	635,170.00	
SEMI LEAFY GRADE	1,390	547,101.00	
TIPPY SMALL LEAF	1,634	749,722.00	
OFF GRADES & BOP1A	1,954	967,918.00	
DUSTS	543	465,061.00	
PREMIUM FLOWERY	285	38,354.00	
TOTAL	9,731	4,872,941.00	388,056.00

TOTAL NO OF PKGS 124,404

NO OF TOTAL CTC PKGS 9,975

TOTAL QUANTITY (KG) 541,801

SALE NO – 12B 25TH & 26TH MARCH, 2025

	LOTS	QUANTITY (KG)	REPRINTS
	850	850,125.00	
	1,456	613,764.00	
	1,870	665,263.00	
	1,498	594,031.00	
	1,745	795,744.00	
	2,041	1,027,212.00	
	527	445,848.00	
	369	49,969.00	
TOTAL	10,356	5,041,956.00	407,318.00

TOTAL NO OF PKGS 130,946

NO OF TOTAL CTC PKGS 8,960

TOTAL QUANTITY (KG) 485,245

SALE NO 11A – 18TH & 19TH MARCH, 2025

ORDER OF SALE

EX - ESTATE

FORBES & WALKER TEA BROKERS (PVT) LTD.

EASTERN BROKERS LTD.

CEYLON TEA BROKERS PLC.

LANKA COMMODITY BROKERS LTD.

JOHN KEELLS PLC.

MERCANTILE PRODUCE BROKERS (PVT) LTD.

BARTLEET PRODUCE MARKETING (PVT) LTD.

ASIA SIYAKA COMMODITIES (PVT) LTD.

HIGH & MEDIUM

EASTERN BROKERS LTD.

CEYLON TEA BROKERS PLC.

LANKA COMMODITY BROKERS LTD.

BARTLEET PRODUCE MARKETING (PVT) LTD.

FORBES & WALKER TEA BROKERS (PVT) LTD.

MERCANTILE PRODUCE BROKERS (PVT) LTD.

ASIA SIYAKA COMMODITIES (PVT) LTD.

JOHN KEELLS PLC.

LOW GROWN

BARTLEET PRODUCE MARKETING (PVT) LTD.

MERCANTILE PRODUCE BROKERS (PVT) LTD.

FORBES & WALKER TEA BROKERS (PVT) LTD.

ASIA SIYAKA COMMODITIES (PVT) LTD.

EASTERN BROKERS LTD.

CEYLON TEA BROKERS PLC.

JOHN KEELLS PLC.

LANKA COMMODITY BROKERS LTD.

10% PAYMENT

21/03/2025

BUYERS' PROMPT

25/03/2025

SELLERS' PROMPT

26/03/2025

COLOMBO TEA TRADERS' ASSOCIATION

C/O. THE CEYLON CHAMBER OF COMMERCE, P.O. Box 274, No.50, Navam Mawatha, Colombo 02. Telephone - 5588849, Facsimile - 2449352, [E-mail- hemaratne@chamber.lk](mailto:hemaratne@chamber.lk)

CIRCULAR NO. 04 OF 2024

FOR THE ATTENTION OF THE CEO

TEA SALE ARRANGEMENTS FOR THE SECOND QUARTER OF 2025

APRIL / MAY / JUNE

Sale No.	Date of Sale	Catalogue Closing Dates Main Sale & Ex-estate	Prompt Dates		10% Payment	E-Platform Levy Prompt Dates	
			Buyers	Sellers		Buyers	Sellers
APRIL 2025							
13	01 st Tuesday and 02 nd Wednesday	14/03/ 2025 Fri at 4.30 pm	08.04.2025	09.04.2025	04.04.2025	08.04.2025	10.04.2025
14	07 th Monday and 08 th Tuesday	20/ 03/2025 Thurs at 4.30 pm	16.04.2025	17.04.2025	11.04.2025	16.04.2025	17.04.2025
15	22 nd Tuesday and 23 rd Wednesday	27/ 03/ 2025 Thurs at 4.30 pm	29.04.2025	30.04.2025	25.04.2025	29.04.2025	02.05.2025
16	28 th Monday and 29 th Tuesday	03/04/2025 Thurs at 4.30 pm	05.05.2025	06.05.2025	02.05.2025	05.05.2025	07.05.2025
MAY 2025							
17	06 th Tuesday and 07 th Wednesday	10/ 04/2025 Thurs at 4.30 pm	14.05.2025	15.05.2025	09.05.2025	14.05.2025	16.05.2025
18	14 th Wednesday	24/04/2025 Thurs at 4.30 pm	20.05.2025	21.05.2025	16.05.2025	20.05.2025	22.05.2025
19	20 th Tuesday and 21 st Wednesday	02/05/2025 Friday at 4.30 pm	27.05.2025	28.05.2025	23.05.2025	27.05.2025	29.05.2025
20	27 th Tuesday and 28 th Wednesday	08/05/2025 Thurs at 4.30 pm	03.06.2025	04.06.2025	30.05.2025	03.06.2025	05.06.2025
JUNE 2025							
21	03 rd Tuesday and 04 th Wednesday	16/05/2025 Fri at 6.00 pm	11.06.2025	12.06.2025	06.06.2025	11.06.2025	13.06.2025
22	09 th Monday and 11 th Wednesday	22/05/2025 Thurs at 4.30 pm	17.06.2025	18.06.2025	13.06.2025	17.06.2025	19.06.2025
23	17 th Tuesday and 18 th Wednesday	29/05/2025 Thurs at 4 30 pm	24.06.2025	25.06.2025	20.06.2025	24.06.2025	26.06.2025
24	24 th Tuesday and 25 th Wednesday	05/06/2025 Thurs at 4.30 pm	01.07.2025	02.07.2025	27.06.2025	01.07.2025	03.07.2025

HOLIDAYS FOR SECOND QUARTER 2025

April

- 12th Saturday Bak Full Moon Poya Day (P B M)
13th Sunday Day Prior to Sinhala & Tamil New Year Day (P B M)
14th Monday Sinhala & Tamil New Year Day (P B M)
15th Tuesday Additional full holiday in lieu of Day prior to Sinhala & Tamil New Year Day falling on Sunday (B)
18th Friday Good Friday (P B)

May

- 01st Thursday May Day (P B M)
12th Monday Vesak Full Moon Poya Day (P B M)
13th Tuesday Day following Vesak Full Moon Poya Day (P B M)

June

- 10th Tuesday Poson Full Moon Poya Day (P B M)

P – Public
B – Bank
M - Mercantile

**THE OFFICE OF THE CTTA
THE COLOMBO TEA TRADERS' ASSOCIATION**