

EASTERN BROKERS LIMITED

TEA MARKET REPORT



SALE NO – 17A

05TH & 07TH MAY, 2025

ORDER OF SALE – 17A

EX-ESTATE

JOHN KEELLS PLC.

BARTLEET PRODUCE MARKETING (PVT) LTD.

CEYLON TEA BROKERS PLC.

LANKA COMMODITY BROKERS LTD.

ASIA SIYAKA COMMODITIES (PVT) LTD.

FORBES & WALKER TEA BROKERS (PVT) LTD.

MERCANTILE PRODUCE BROKERS (PVT) LTD.

EASTERN BROKERS LTD.

HIGH & MEDIUM

BARTLEET PRODUCE MARKETING (PVT) LTD.

ASIA SIYAKA COMMODITIES (PVT) LTD.

LANKA COMMODITY BROKERS LTD.

MERCANTILE PRODUCE BROKERS (PVT) LTD.

FORBES & WALKER TEA BROKERS (PVT) LTD.

EASTERN BROKERS LTD.

JOHN KEELLS PLC.

CEYLON TEA BROKERS PLC.

LOW GROWN

CEYLON TEA BROKERS PLC.

ASIA SIYAKA COMMODITIES (PVT) LTD.

EASTERN BROKERS LTD.

FORBES & WALKER TEA BROKERS (PVT) LTD.

MERCANTILE PRODUCE BROKERS (PVT) LTD.

BARTLEET PRODUCE MARKETING (PVT) LTD.

LANKA COMMODITY BROKERS LTD.

JOHN KEELLS PLC.

AUCTION QUANTITY DETAILS - 07TH MAY, 2025

	LOTS	QUANTITY
EX-ESTATE	918	923,310.00
MAIN SALE - HIGH AND MEDIUM	2,246	1,068,542.00
MAIN SALE – LOW LEAFY GRADE	2,072	836,181.00
MAIN SALE – SEMI LEAFY GRADE	1,690	729,250.00
MAIN SALE – TIPPY SMALL LEAF	1,960	937,606.00
OFF GRADES & BOP1A	2,581	1,316,962.00
DUSTS	619	547,546.00
PREMIUM FLOWERY	335	50,543.00
TOTAL	12,421	6,409,940.00



MARKET DESCRIPTION

QUANTITY

12,421 lots totalling 6,409,940.00 kilos on offer.

QUALITY

Showed a decline all around.

DEMAND

Was lower.

WESTERNS

In the Best and Below Best categories, select invoices of BOP/BOPF were firm to Rs 20/- to Rs 40/- per kg dearer. Others were irregularly lower. At the lower end clean leaf BOP's gained around Rs 50/- per kg. Others were firm to dearer to a lesser extent. Clean leaf BOPF were firm. Others were lower by Rs 20/- to Rs 40/- per kg more towards the close.

NUWARA ELIYAS

BOP/BOPF were irregular.

UVA UDAPUSSELLAWA

Select Uva BOP's gained around Rs 100/- per kg. Others were irregularly lower. Clean leaf BOPF were firm. Other BOPF were Rs 20/- to Rs 50/- per kg lower. Uda pussellawa BOP's and clean leaf BOPF were firm. Other BOPF were lower by Rs 30/- to Rs 50/- per kg more towards the close.

CTC

Hardly any offerings of High Grown BP1's. Higher price bracket PF1's declined by around Rs 50/- per kg. Others were barely steady. Select Best Medium Grown BP1's were firm. Others were irregular. Higher priced bracket PF1's were firm. Others declined around Rs 50/- per kg. Poorer sorts sold around last levels. Low Grown BP1's were mostly unsold. PF1's were firm to little dearer.

MARKET DESCRIPTION

LOW GROWN LEAFY GRADES

Select Best OP1's were irregularly lower. Others appreciated. Select Best OP's were easier. Balance sold around last levels. Select Best OPA's were dearer. Others were firm.

LOW GROWN SEMI LEAF

BOP1's in general declined. PEK's were irregularly lower. However teas at the bottom were firm. A selection of high priced PEK1's were dearer. Others sold around last levels.

LOW GROWN TIPPY/SMALL LEAF

Well made FBOP's together with cleaner Below Best and cleaner teas at the bottom were firm. Balance together with bolder varieties were lower. FBOPF1's were firm to little dearer. Better FBOPF's were firm. Others were irregular.

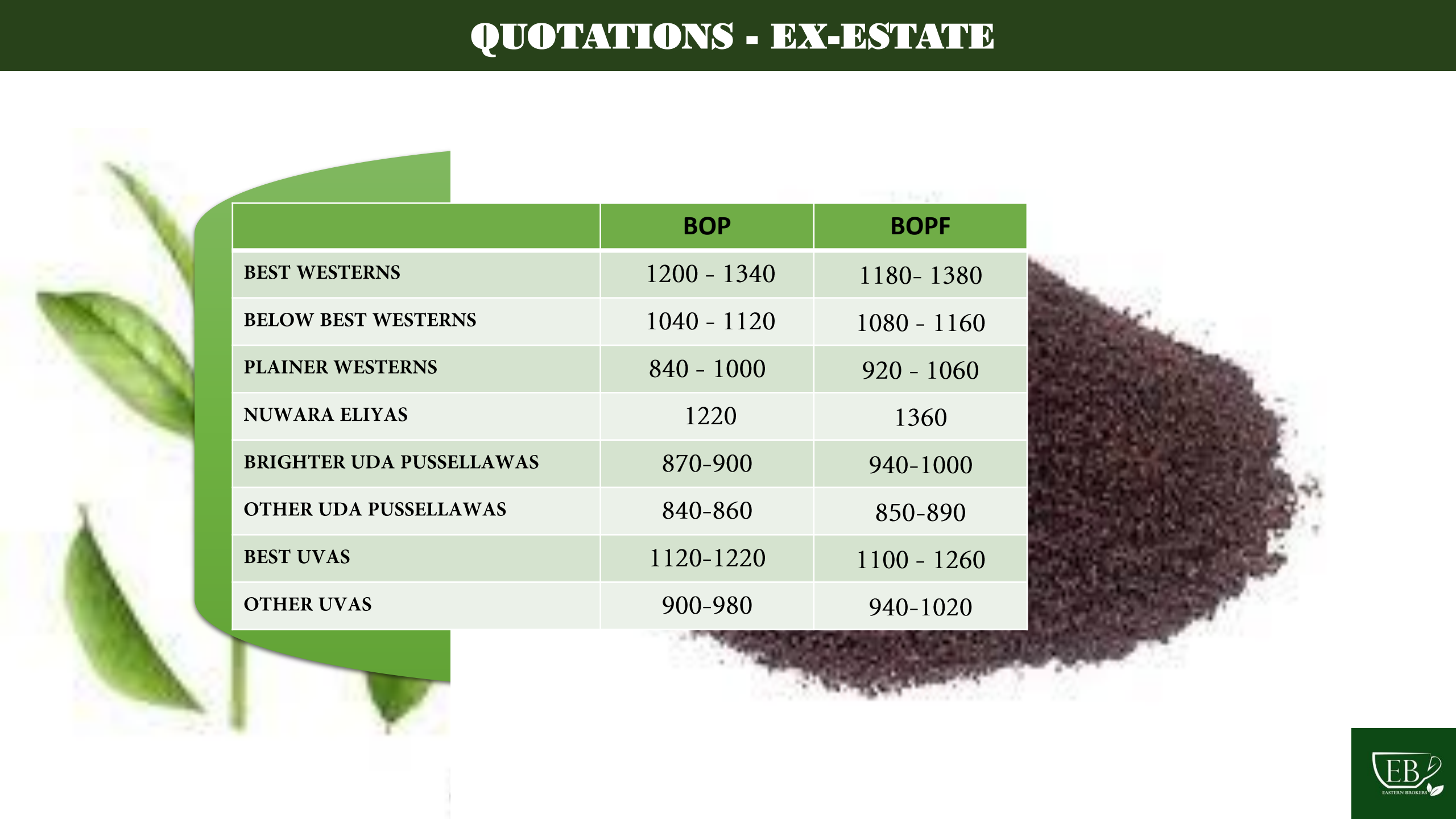
OFF GRADES

Liquoring fannings and Low Grown fannings declined Rs 20/- to Rs 30/- per kg. BM's and BOP1A's declined Rs 30/- to Rs 50/- per kg. BP's sold around last levels.

DUSTS

Select Best Dust1's were barely steady. Best and Below Best sorts were Rs 40/- to Rs 60/- per kg lower. Others were irregular and mostly lower. Clean secondaries declined Rs 40/- to Rs 60/- per kg. Others were irregular and tended easier. Low Grown's were Rs 40/- per kg lower.

QUOTATIONS - EX-ESTATE



	BOP	BOPF
BEST WESTERNS	1200 - 1340	1180- 1380
BELOW BEST WESTERNS	1040 - 1120	1080 - 1160
PLAINER WESTERNS	840 - 1000	920 - 1060
NUWARA ELIYAS	1220	1360
BRIGHTER UDA PUSSELLAWAS	870-900	940-1000
OTHER UDA PUSSELLAWAS	840-860	850-890
BEST UVAS	1120-1220	1100 - 1260
OTHER UVAS	900-980	940-1020

QUOTATIONS - LOW GROWN

GRADE	SELECT BEST	BEST	BEST BELOW	OTHERS
BOP	1600-2000	1400-1450	1250-1300	950-1000
BOPF	1200-1500	900-1000	850-900	800-850
FBOPF/FBOPFSP	4400-5300	4000-4200	2800-3500	1000
FBOP	2100-2400	1650-1750	1350-1450	1000-1100
FBOP1	1750-2000	1550-1650	1300-1350	1000-1100
FBOPF	1500-2000	1400-1500	1300-1400	950-1000
FBOPF1	1550-1700	1480-1500	1400-1450	1000-1100
PEKOE	1420-2200	1300-1400	1180-1280	800-1160
PEK 1	1650-2350	1400-1600	1280-1380	850-1260
OP	1360-1650	1260-1340	1180-1240	950-1160
OPA	1300-1800	1180-1280	1080-1160	880-1060
OP 1	2400-2800	2250-2350	1650-2200	900-1600
BOP 1	2000-2700	1650-1950	1100-1340	850-1080

QUOTATIONS - OFF GRADES & DUSTS


BEST WESTERNS
BELOW BEST WESTERNS
OTHERS
NUWARA ELIYAS
BEST UVA UDA PUSSELLAWA
BELOW BEST UVA UDA PUSSELLAWA
OTHERS
BEST MEDIUMS
OTHER MEDIUMS
C.T.C

FNGS 1/FNGS	BP	BM
950-1050	950-1050	1000-1100
850-920	850-940	900-980
750-850	750-800	780-880
1000-1100	900-1000	1000-1100
800-980	800-880	900-980
700-780	700-780	750-850
850-950	1000-1100	950-1050
700-800	800-950	850-920
700-950		

DUST 1
1400-1700
1250-1380
1000-1200
1150-1260
980-1120
850-980
750-850
500-600
880-1200


TOP PRICES OBTAINED AT THE SALE OF 07TH MAY, 2025

WESTERN MEDIUM




ESTATE	BOP	BOPSP	BOPF	BOPFSP
HATALE	1,650.00			
UPLANDS		1,500.00		1,160.00
VELLAI OYA			1,160.00	

WESTERN HIGH




ESTATE	BOP	BOPSP	BOPF	BOPFSP
BAMBRAKELLY	1,340.00			
QUEENSBERRY		1,480.00		
ROBGILL			1,380.00	

UDA PUSSELLAWA



ESTATE	BOP	BOPSP	BOPF	BOPFSP
*KIRKLEES/LUCKYLAND	900.00			
DELMAR		1,080.00		
MOOLOYA/LIDDESDALE			1,000.00	

NUWARA ELIYA



ESTATE	BOP	BOPSP	BOPF	BOPFSP
COURT LODGE	1,340.00			
KENMARE		1,180.00		
MAHASTOTTE			1,360.00	

TOP PRICES OBTAINED AT THE SALE OF 07TH MAY, 2025

UVA HIGH

ESTATE	BOP	BOPSP	BOPF	BOPFSP
GLENANOE	1,280.00			
*CRAIG		1,260.00		
NAYABEDDE			1,100.00	

UVA MEDIUM

ESTATE	BOP	BOPSP	BOPF	BOPFSP
DEMODERA 'S'	1,480.00			
UVA SAMOVAR		1,420.00		
DICKWELLA			1,480.00	

LOW GROWN

ESTATE	BOP	BOPSP	BOPF	BOPFSP
MAHALIYADDE	2,450.00			
ANDARADENIYA SUPER		1,750.00		
HIDELLANA			1,550.00	
ANDARADENIYA SUPER/ GREENWIN SUPER				1,550.00

TOP PRICES OBTAINED AT THE SALE OF 07TH MAY, 2025

CTC



HIGH GROWN	PF1	BP1	BPS
DUNSINANE CTC	1,180.00		
MOUNT VERNON CTC			940.00

MEDIUM GROWN	PF1	BP1	BPS
ROTHSCHILD CTC/NEW PEACOCK CTC/STRATHODAN CTC	1,180.00		
NEW PEACOCK CTC		1,220.00	
AULTMORE CTC			980.00

LOW GROWN	PF1	BP1	BPS
HINGALGODA CTC	1,550.00	1,020.00	
LANTERN HILL CTC			900.00

OTHERS	MARK	GRADE	PRICE
UVA HIGH	ELLATHOTA UVA	OP1	1,500.00
	*CRAIG/MOUNT UVA	OP1	1,480.00



* TEAS SOLD BY EASTERN BROKERS LTD.

+ EQUAL ALL TIME AUCTION RECORD PRICE.

++ AN ALL-TIME AUCTION RECORD PRICE.

CROP & WEATHER FOR THE PERIOD – 29TH APRIL TO 05TH MAY, 2025.

WESTERN / NUWARA ELIYA REGIONS

Bright mornings and evening showers were reported in both regions. The Department of Meteorology expects showers in the Nuwara Eliya and Western regions in the week ahead.

UVA/UDAPUSSELLAWA REGIONS

The Uva and Uda Pussellawa regions reported sunny mornings and evening showers throughout the week. According to the Department of Meteorology, heavy showers are expected in both regions in the week ahead.

LOW GROWN

The Low Grown Region reported bright mornings and occasional evening showers throughout the week. Fairly heavy showers are expected in the Low Grown Region in the week ahead according to the Department of Meteorology.

CROP INTAKE

The crop intake was maintained in the Western, Nuwara Eliya and Low Grown regions, whilst the Uva and Uda Pussellawa regions reported a decrease.

SALE AVERAGES OF 29/04/2025

	WEEK (RS. PER KG)		TO DATE (RS.PER KG)	
	2025 GROSS	2024 GROSS	2025 GROSS	2024 GROSS
ORTHODOX				
UVA HIGH	1,073.67	1,110.30	1,068.86	1,116.32
WESTERN HIGH	1,098.46	1,236.27	1,167.20	1,167.20
UVA MEDIUM	1,119.03	1,120.66	1,097.35	1,154.56
WESTERN MEDIUM	1,064.94	1,045.93	1,059.17	1,153.27
LOW GROWN	1,286.56	1,334.74	1,270.33	1,406.56
CTC				
WESTERN HIGH	1,040.06	1,128.84	1,093.72	1,121.28
WESTERN MEDIUM	946.09	996.94	964.10	971.83
LOW GROWN	1,014.77	1,007.35	977.90	1,039.90
UVA HIGH	1,183.74	1,230.08	1,136.13	1,162.95

SALE AVERAGES OF 29/04/2025

COMBINED (ORTHODOX & CTC)	WEEK (RS. PER KG)		TO DATE (RS.PER KG)	
	2025 GROSS	2024 GROSS	2025 GROSS	2024 GROSS
UVA HIGH	1,071.82	1,118.38	1,061.29	1,118.03
WESTERN HIGH	1,081.14	1,219.00	1,146.92	1,202.71
HIGH GROWN – TOTAL	1,077.79	1,177.47	1,121.49	1,179.36
UVA MEDIUM	1,118.55	1,132.14	1,095.21	1,161.42
WESTERN MEDIUM	1,041.88	1,033.55	1,037.31	1,109.07
MED. GROWN – TOTAL	1,067.56	1,070.90	1,054.93	1,124.76
LOW GROWN – TOTAL	1,270.81	1,307.56	1,257.00	1,380.98
TOTAL	1,188.33	1,228.12	1,195.63	1,295.59
CTC TOTAL	999.04	1,035.49	995.35	1,041.04

QUANTITY SOLD 28TH APRIL TO 03RD MAY, 2025

WEEK (KG)

TO DATE (KG)

	2025 GROSS	2024 GROSS	2025 GROSS	2024 GROSS
PUBLIC AUCTION	5,173,236.00	4,450,126.00	71,521,131.00	69,451,163.50
PRIVATE SALE	198,639.00	100,882.50	3,638,947.00	1,992,324.40
FORWARD CONTRACTS	59,600.00	10,075.00	1,023,936.00	514,200.00
DIRECT SALES	0.00	0.00	0.00	0.00
BIO/GREEN TEA	77,370.00	29,666.00	820,851.00	792,227.00
BMF – (EXCLUDED FROM PRIVATE SALE)	0.00	10,075.00	708,891.00	514,200.00

WORLD TEA PRODUCTION

COUNTRY	MONTH			TOTAL UPTO			(+)INC/ (-) DE
		2025 (KG)	2024 (KG)		2025 (KG)	2024 (KG)	
SRI LANKA	MARCH	24.42	19.56	MARCH	61.77	58.16	+ 3.61
		2024 (KG)	2023 (KG)		2024(KG)	2023(KG)	
BANGLADESH	DECEMBER	6.37	7.79	DECEMBER	93.04	102.95	-9.91
NORTH INDIA	DECEMBER	11.09	66.27	DECEMBER	1057.58	1157.00	-99.0
SOUTH INDIA	DECEMBER	18.30	18.12	DECEMBER	226.80	236.68	-9.88
KENYA	DECEMBER	54.33	55.30	DECEMBER	598.47	570.30	+28.21



SALE NO 19C – 20TH & 21ST MAY, 2025

		LOTS	QUANTITY (KG)
EX-ESTATE	Closed on 02/05/2025 excluding violations.	1,059	1,139,471.00
HIGH & MEDIUM	Closed on 02/05/2025 excluding violations.	2,124	1,087,040.00
LEAFY GRADES	Closed on 02/05/2025 excluding violations.	2,297	1,044,484.00
SEMI LEAFY	Closed on 02/05/2025 excluding violations.	1,776	844,596.00
TIPPY SMALL LEAF	Closed on 02/05/2025 excluding violations.	1,946	979,003.00
OFF GRADES	Closed on 02/05/2025 excluding violations.	1,847	1,092,673.00
BOP1A	Closed on 02/05/2025 excluding violations.	635	262,520.00
DUSTS	Closed on 02/05/2025 excluding violations.	516	519,814.00
PREMIUM FLOWERY	Closed on 02/05/2025 excluding violations.	238	43,013.00
TOTAL		12,438	7,012,614.00

A total of kgs. **7,012,614.00** are on offer at this sale of which 161,526 kgs, are reprints.

SALE NO: 20A
27TH & 28TH MAY
2025

EX. ESTATE &
MAIN SALE
Scheduled to close on
08/05/2025.

COMMENTS

A quantity of 6.409 million kilos of tea was on offer at this week's auction. This was 0.037 million kilos lower than last week's quantity. Ex. Estate offerings which comprised 0.923 million kilos of teas was 0.026 million kilos lower than last week.

Quality showed a decline all around.

There was lower demand.

In the Ex estate catalogues, Select invoices of western BOP's and BOPF in the Best and Below Best categories met a firm to dearer market. Others were irregular. At the lower end BOP's were firm to dearer. Clean leaf BOPF were firm. Others were lower.

Nuwara Eliya's BOP's and BOPF were irregular.

Select Uva BOP's met a dearer market. Others met a lower market. Clean leaf BOPF were firm. Others were lower. Uda pussellawa BOP's and clean leaf BOPF were firm. Other BOPF met a lower market.

There were hardly any offerings of High Grown BP1's. Higher price bracket PF1's met a lower market. Others were barely steady. Select Best Medium Grown BP1's were firm. Others were irregular. Higher price bracket PF1's were firm. Others were lower. Poorer sorts sold around last levels. Low Grown BP1's were mostly unsold. PF1's met a firm to dearer market.

In the Low Grown leafy catalogues Select Best OP1's met a lower market. Others were dearer. Select Best OP's were lower. Balance sold around last levels. Select Best OPA's met a dearer market. Others were firm.

In the Low Grown Semi leafy catalogues BOP1's met a lower market. PEK's in the general were lower. However teas at the bottom were firm. A selection of high priced PEK1's were dearer. Others sold around last levels.

In the Low Grown Small leaf catalogues well made FBOP's together with cleaner Below Best and cleaner teas at the bottom were firm. Balance together with bolder varieties were lower. FBOPF1's met a firm to dearer market. Better FBOPF's were firm. Others were irregular.

In the Off Grades catalogues, liquoring fannings, BM's, BOP1A's, and Low Grown fannings met a lower market. BP's sold around last levels.

In the Dust catalogues, Select Best primaries were barely steady. Other primaries, secondaries and Low Grown met a lower market.

DETAILS OF TEA AWAITING SALES – 2025

	SALE NO – 18B 14 TH MAY, 2025			SALE NO – 19C 20 TH & 21 ST MAY, 2025			
	LOTS	QUANTITY (KG)	REPRINTS	LOTS	QUANTITY (KG)	REPRINTS	
EX-ESTATE	951	975,658.00		1,059	1,139,471.00		
HIGH AND MEDIUM	1,141	574,611.00		2,124	1,087,040.00		
LOW LEAFY GRADE	2,071	837,626.00		2,297	1,044,484.00		
SEMI LEAFY GRADE	1,312	653,226.00		1,776	844,596.00		
TIPPY SMALL LEAF	1,312	653,226.00		1,946	979,003.00		
OFF GRADES & BOP1A	1,527	795,038.00		2,482	1,355,193.00		
DUSTS	663	653,403.00		516	519,814.00		
PREMIUM FLOWERY	248	43,647.00		238	43,013.00		
TOTAL	9,229	5,121,113.00	330,386.00	12,438	7,012,614.00	161,526.00	
TOTAL NO OF PKGS			134,397	TOTAL NO OF PKGS			190,986
NO OF TOTAL CTC PKGS			9,759	NO OF TOTAL CTC PKGS			10,875
TOTAL QUANTITY (KG)			537,557	TOTAL QUANTITY (KG)			579,990

SALE NO 18B – 20TH AND 21ST MAY, 2025

ORDER OF SALE

EX - ESTATE

CEYLON TEA BROKERS PLC.

LANKA COMMODITY BROKERS LTD.

ASIA SIYAKA COMMODITIES (PVT) LTD.

FORBES & WALKER TEA BROKERS (PVT) LTD.

MERCANTILE PRODUCE BROKERS (PVT) LTD.

EASTERN BROKERS LTD.

BARTLEET PRODUCE MARKETING (PVT) LTD.

JOHN KEELLS PLC.

HIGH & MEDIUM

ASIA SIYAKA COMMODITIES (PVT) LTD.

LANKA COMMODITY BROKERS LTD.

MERCANTILE PRODUCE BROKERS (PVT) LTD.

FORBES & WALKER TEA BROKERS (PVT) LTD.

EASTERN BROKERS LTD.

JOHN KEELLS PLC.

CEYLON TEA BROKERS PLC.

BARTLEET PRODUCE MARKETING (PVT) LTD.

LOW GROWN

ASIA SIYAKA COMMODITIES (PVT) LTD.

FORBES & WALKER TEA BROKERS (PVT) LTD.

MERCANTILE PRODUCE BROKERS (PVT) LTD.

EASTERN BROKERS LTD.

BARTLEET PRODUCE MARKETING (PVT) LTD.

LANKA COMMODITY BROKERS LTD.

JOHN KEELLS PLC.

CEYLON TEA BROKERS PLC.

10% PAYMENT

16/05/2025

BUYERS' PROMPT

20/05/2025

SELLERS' PROMPT

21/05/2025

NATIONAL AVERAGES REPORT - APRIL 2025

Elevation	MONTH		TODATE	
	QUANTITY - KG	AVERAGE - RS. / KG	QUANTITY - KG	AVERAGE - RS. / KG
Orthodox				
UVA-HIGH	1,397,830	1,085.41	4,685,702	1,066.90
WESTERN-HIGH	2,611,777	1,137.19	10,372,240	1,163.71
UVA-MEDIUM	1,347,121	1,121.55	4,184,975	1,095.86
WESTERN-MEDIUM	1,961,221	1,066.59	6,799,275	1,067.79
LOW	11,236,290	1,265.11	46,023,756	1,273.35
Total	18,664,239	1,202.18	72,086,948	1,214.46
CTC				
UVA-HIGH	105,846	1,166.73	290,559	1,136.13
WESTERN-HIGH	216,848	1,077.09	1,207,472	1,095.66
WESTERN-MEDIUM	760,568	958.07	3,013,446	961.95
LOW	1,010,508	992.98	3,915,805	974.61
Total	2,093,770	997.78	8,427,282	983.00
OTH/CTC				
UVA-HIGH	1,503,676	1,091.14	4,976,261	1,070.94
WESTERN-HIGH	2,828,625	1,132.58	11,579,712	1,156.61
UVA-MEDIUM	1,347,121	1,121.55	4,184,975	1,095.86
WESTERN-MEDIUM	2,721,789	1,036.26	9,812,721	1,035.29
LOW	12,246,798	1,242.66	49,939,561	1,249.93
Total	20,648,009	1,181.44	80,483,230	1,181.28
GREEN				
UVA-HIGH	38,770	1,251.99	166,437	1,244.93
WESTERN-HIGH	60,035	1,332.82	242,600	1,339.33
UVA-MEDIUM	23,155	1,397.58	86,990	1,394.58
WESTERN-MEDIUM	41,705	1,187.69	168,210	1,242.51
LOW	775	2,299.35	1,707	2,362.62
Total	164,440	1,280.63	665,944	1,301.12

NATIONAL AVERAGES REPORT - APRIL 2025

Elevation	QUANTITY - KG	AVERAGE - RS. / KG	QUANTITY - KG	AVERAGE - RS. / KG
ORGANIC TEAS				
UVA-HIGH	10,802	2,051.59	45,637	1,627.74
WESTERN-HIGH	1,950	1,671.79	1,950	1,671.79
WESTERN-MEDIUM	14,484	1,796.49	64,216	1,828.63
LOW	520	3,431.65	5,634	3,086.29
Total	27,758	1,817.84	117,437	1,808.28
Special Tea				
UVA-HIGH	4,235	1,209.12	14,890	1,513.68
WESTERN-HIGH	637	15,886.10	2,486	20,005.83
UVA-MEDIUM	24	27,062.50	123	27,841.46
WESTERN-MEDIUM	4,109	2,040.86	23,275	1,824.18
LOW	823	7,982.98	5,680	6,591.08
Others	0	0.00	10	300.00
Total	9,827	3,137.88	48,482	3,348.68
Black Tea sales from refuse tea processing centres				
UVA-HIGH	60,530	577.54	300,588	653.09
WESTERN-HIGH	204,795	696.57	765,704	734.06
UVA-MEDIUM	5,546	784.57	42,266	795.02
WESTERN-MEDIUM	64,060	707.46	294,355	722.78
LOW	341,916	730.95	1,287,224	721.68
Others	128,438	2,252.94	623,452	2,299.24
Total	806,285	716.02	3,313,688	728.87
Composite National Averages				
Other	2,110	709.91	10,740	739.77
High Grown	4,714,054	1,101.21	18,096,264	1,114.20
Medium Grown	4,328,453	1,058.03	15,202,315	1,045.45
Low Grown	12,610,700	1,228.65	51,327,342	1,236.72
All Tea Average	21,655,317	1,166.75	84,636,662	1,176.10