

EASTERN BROKERS LIMITED

TEA MARKET REPORT



SALE NO – 22C

09TH & 11TH JUNE, 2025

ORDER OF SALE – 22C

EX-ESTATE

CEYLON TEA BROKERS PLC.

JOHN KEELLS PLC.

LANKA COMMODITY BROKERS LTD.

BARTLEET PRODUCE MARKETING (PVT) LTD.

MERCANTILE PRODUCE BROKERS (PVT) LTD.

ASIA SIYAKA COMMODITIES (PVT) LTD.

FORBES & WALKER TEA BROKERS (PVT) LTD.

EASTERN BROKERS LTD.

HIGH & MEDIUM

EASTERN BROKERS LTD.

JOHN KEELLS PLC.

CEYLON TEA BROKERS PLC.

BARTLEET PRODUCE MARKETING (PVT) LTD.

ASIA SIYAKA COMMODITIES (PVT) LTD.

LANKA COMMODITY BROKERS LTD.

MERCANTILE PRODUCE BROKERS (PVT) LTD.

FORBES & WALKER TEA BROKERS (PVT) LTD.

LOW GROWN

LANKA COMMODITY BROKERS LTD.

JOHN KEELLS PLC.

CEYLON TEA BROKERS PLC.

EASTERN BROKERS LTD.

ASIA SIYAKA COMMODITIES (PVT) LTD.

FORBES & WALKER TEA BROKERS (PVT) LTD.

MERCANTILE PRODUCE BROKERS (PVT) LTD.

BARTLEET PRODUCE MARKETING (PVT) LTD.

AUCTION QUANTITY DETAILS - 11TH JUNE, 2025

	LOTS	QUANTITY
EX-ESTATE	920	961,447.00
MAIN SALE - HIGH AND MEDIUM	2,079	989,414.00
MAIN SALE – LOW LEAFY GRADE	2,354	970,414.00
MAIN SALE – SEMI LEAFY GRADE	1,589	700,371.00
MAIN SALE – TIPPY SMALL LEAF	1,945	945,165.00
OFF GRADES & BOP1A	2,392	1,294,187.00
DUSTS	750	747,178.00
PREMIUM FLOWERY	349	56,923.00
TOTAL	12,378	6,665,536.00



MARKET DESCRIPTION

QUANTITY

12,378 lots totalling 6,665,536.00 kilos on offer.

QUALITY

Showed a slight decline all round.

DEMAND

Was irregular.

WESTERNS

A range of Select Best BOP's gained around Rs 50/- per kg and more. Others were irregularly easier. At the lower end of the market clean leaf coloury sorts were dearer by around Rs 50/- per kg. Others sold around last levels. A selection of Best BOPF gained Rs 20/- to Rs 40/- per kg. Others were irregular. At the lower end clean leaf sorts sold around last levels. Others were irregularly lower.

NUWARA ELIYAS

Hardly any offerings of BOP's. BOPF sold around last levels.

UVA UDAPUSSELLAWA

Clean leaf BOP's gained around Rs 50/- per kg. Others were barely steady. A selection of clean leaf BOPF gained Rs 20/- to Rs 40/- per kg. Others sold around last levels.

CTC

Hardly any offerings of High Grown BP1's. High priced PF1's gained around Rs 50/- per kg. Others were barely steady. Hardly any offerings of Medium Grown BP1's. Better PF1's were firm. Others were irregular. Low Grown BP1's gained around Rs 50/- per kg. PF1's were firm.

MARKET DESCRIPTION

LOW GROWN LEAFY GRADES

OP1's were firm. Best and Below Best OP's sold around last levels. Others declined. High priced OPA's were firm. Balance were easier.

LOW GROWN SEMI LEAF

Select Best BOP1's were firm. Others were irregular. High priced PEK/PEK1's were easier. Others were firm.

LOW GROWN TIPPY/SMALL LEAF

Select Best FBOP's were irregularly lower. Best and Below Best sorts were firm. Teas at the bottom were easier. Well made FBOPF1's were firm. Cleaner Below Best and Cleaner teas at the bottom were firm to little dearer. Balance sold around last levels. Better FBOPF's were dearer. Teas at the bottom were firm.

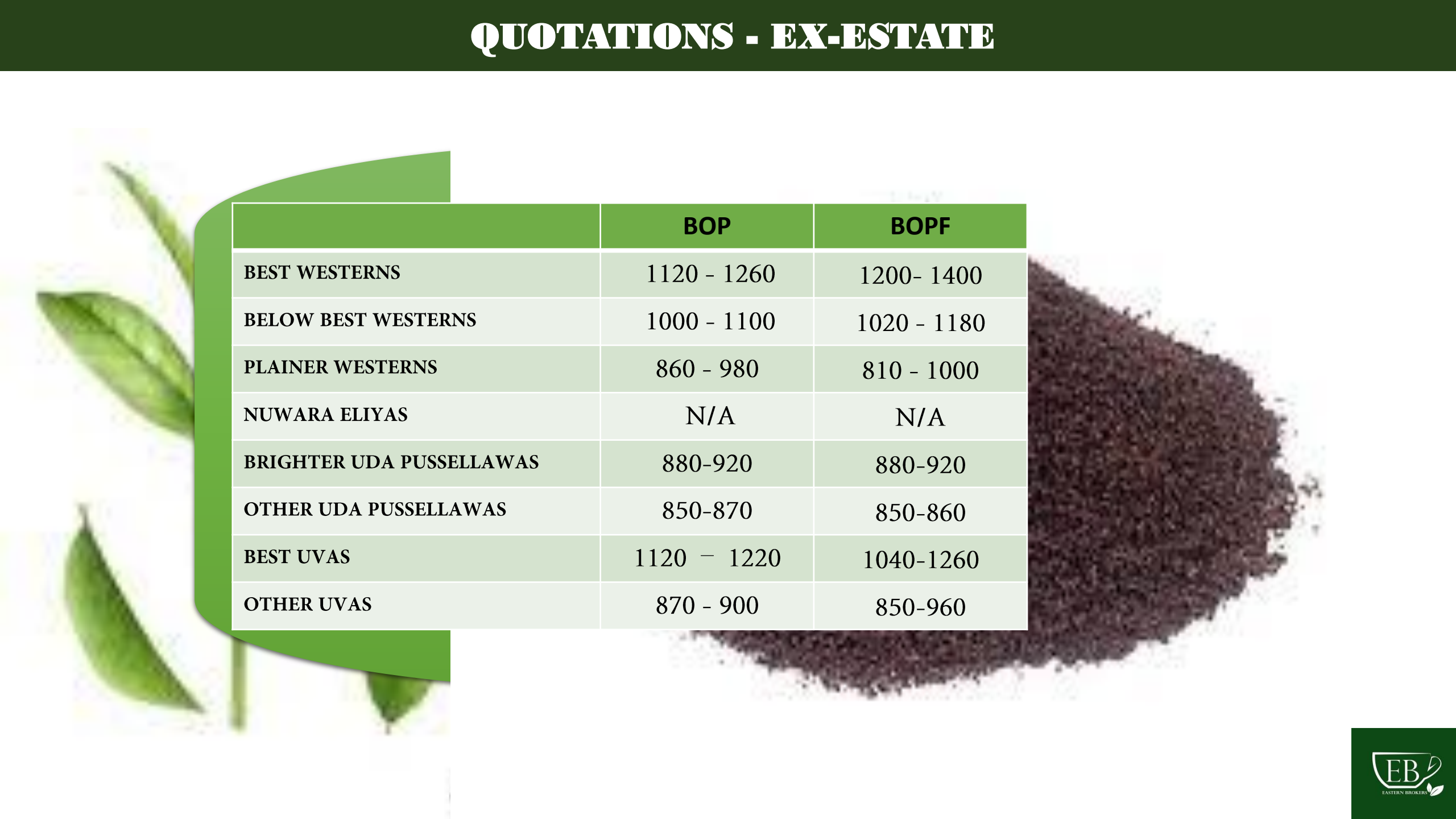
OFF GRADES

Clean leaf bright liquoring fannings held firm. Others and Low grown fannings were lower by Rs 10/- to Rs 20/- per kg. BM's ,BOP1A's and BP's sold around last levels.

DUSTS

Select Best Primaries were irregular. Best and Below Best sorts declined Rs 20/- to Rs 40/- per kg. Others held firm. Clean Secondaries gained Rs 20/- to Rs 40/- per kg. Others were firm. Low Grows were barely steady.

QUOTATIONS - EX-ESTATE



	BOP	BOPF
BEST WESTERNS	1120 - 1260	1200- 1400
BELOW BEST WESTERNS	1000 - 1100	1020 - 1180
PLAINER WESTERNS	860 - 980	810 - 1000
NUWARA ELIYAS	N/A	N/A
BRIGHTER UDA PUSSELLAWAS	880-920	880-920
OTHER UDA PUSSELLAWAS	850-870	850-860
BEST UVAS	1120 - 1220	1040-1260
OTHER UVAS	870 - 900	850-960

QUOTATIONS - LOW GROWN

GRADE	SELECT BEST	BEST	BEST BELOW	OTHERS
BOP	1750-2100	1350-1450	1100-1300	900-1000
BOPF	1200-1400	900-1000	850-900	800-850
FBOPF/FBOPFSP	4400-4800	3500-4100	2400-3300	1000-1100
FBOP	2100-2300	1600-1700	1250-1350	1000-1100
FBOP1	1700-1900	1500-1600	1300-1350	1000-1100
FBOPF	1700-1850	1400-1500	1200-1300	900-950
FBOPF1	1600-1700	1450-1500	1300-1350	1000-1100
PEKOE	1500-2400	1320-1480	1100-1300	800-1080
PEK 1	1650-2300	1380-1600	1200-1340	850-1180
OP	1300-1550	1200-1280	1100-1180	880-1080
OPA	1300-1650	1100-1280	1000-1080	820-980
OP 1	2350-3250	2200-2300	1550-2150	900-1500
BOP 1	2200-3000	1700-2100	1060-1340	850-1040

QUOTATIONS - OFF GRADES & DUSTS


BEST WESTERNS
BELOW BEST WESTERNS
OTHERS
NUWARA ELIYAS
BEST UVA UDA PUSSELLAWA
BELOW BEST UVA UDA PUSSELLAWA
OTHERS
BEST MEDIUMS
OTHER MEDIUMS
C.T.C

FNGS 1/FNGS	BP	BM
950-1050	950-1050	1000-1100
850-920	850-940	900-980
750-850	750-800	780-880
1000-1100	900-1000	1000-1100
800-980	800-880	900-980
700-780	700-780	750-850
850-950	1000-1100	950-1050
700-800	800-950	850-920
700-950		

DUST 1
1400-1700
1250-1380
1000-1200
1150-1260
980-1120
850-980
750-850
500-600
880-1200


TOP PRICES OBTAINED AT THE SALE OF 11TH JUNE, 2025

WESTERN MEDIUM




ESTATE	BOP	BOPSP	BOPF	BOPFSP
HARANGALLA	1,700.00			
DOOMBAGASTALAWA		1,460.00		
UPLANDS				1,360.00

WESTERN HIGH




ESTATE	BOP	BOPSP	BOPF	BOPFSP
ROBGIL	1,260.00		1,400.00	
QUEENSBERRY		1,460.00		

UDA PUSSELLAWA



ESTATE	BOP	BOPSP	BOPF	BOPFSP
*KIRKLEES	960.00			
*GAMPAHA		1,180.00		
*LUCKYLAND			920.00	
MOOLOYA			880.00	
*LUCKYLAND/ HIGH FOREST			850.00	

NUWARA ELIYA



ESTATE	BOP	BOPSP	BOPF	BOPFSP
KENMARE		800.00		
COURT LODGE			760.00	

TOP PRICES OBTAINED AT THE SALE OF 11TH JUNE, 2025

UVA HIGH

ESTATE	BOP	BOPSP	BOPF	BOPFSP
NAYABEDDE	1,220.00		1,040.00	
GONAMOTAWA		1,380.00		

UVA MEDIUM

ESTATE	BOP	BOPSP	BOPF	BOPFSP
DEMODERA'S'	1,440.00			
*HINDAGALA		1,400.00		
DICKWELLA				1,550.00

LOW GROWN

ESTATE	BOP	BOPSP	BOPF	BOPFSP
LIONS/WATHURAWILA	2,150.00			
KAMARANGAPITIYA		2,250.00		
KINGS BRU			1,700.00	
GREENWIN SUPER				2,000.00

TOP PRICES OBTAINED AT THE SALE OF 11TH JUNE, 2025

CTC



HIGH GROWN	PF1	BP1	BPS
DUNSINANE CTC	1,140.00		

MEDIUM GROWN	PF1	BP1	BPS
NEW PEACOCK CTC/ STRATHODAN CTC	1,080.00		
NEW PEACOCK CTC		1,220.00	
AULTMORE CTC			800.00

LOW GROWN	PF1	BP1	BPS
KALUBOWITIYANA CTC	1,480.00		
CECILIAN CTC		1,260.00	
ROSS FELD CTC			740.00

OTHERS	MARK	GRADE	PRICE
UVA HIGH	UVA HIGHLANDS	OP	1,240.00
	* CRAIG	OPA	1,120.00
	MAHADOWA/ELATHOTAUVA/ MOOUNT UVA	OP	1,120.00
UVA MEDIUM	DICKWELLA	FBOPF1	1,500.00
	* HINDAGALA /ROSELAND UVA	FBOPF1	1,460.00
	GLEN ALPHIN	OP	1,140.00
	* KINELLAN	OP	1,120.00
UDA PUSSELLAWA	BLAIRLOMOND	PEK1	1,400.00
	* GAMPAHA	PEK1	1,340.00
	* LUCKYLAND	DUST1	980.00



* TEAS SOLD BY EASTERN BROKERS LTD.

+ EQUAL ALL TIME AUCTION RECORD PRICE.

++ AN ALL-TIME AUCTION RECORD PRICE.

CROP & WEATHER FOR THE PERIOD – 04TH TO 09TH JUNE, 2025.

WESTERN / NUWARA ELIYA REGIONS

The Western and Nuwara Eliya regions reported dry weather throughout the week. According to the Department of Meteorology, rain is expected in both regions in the week ahead.

UVA/UDAPUSSELLAWA REGIONS

Bright weather and windy conditions were reported in both regions throughout the week. Heavy showers together with strong winds are expected in Uva and Uda Pussellawa regions in the week ahead according to the Department of Meteorology.

LOW GROWN

Bright weather was reported throughout the week in the Low Grown Region. The Department of Meteorology expects rain in the Low Grown Region in the week ahead.

CROP INTAKE

All regions reported a significant decrease in the crop intake.

SALE AVERAGES OF 04/06/2025

ORTHODOX	WEEK (RS. PER KG)		TO DATE (RS.PER KG)	
	2025 GROSS	2024 GROSS	2025 GROSS	2024 GROSS
UVA HIGH	988.31	1,098.96	1,053.67	1,115.08
WESTERN HIGH	1,006.26	1,193.54	1,132.95	1,223.94
UVA MEDIUM	1,041.43	1,126.07	1,089.25	1,152.15
WESTERN MEDIUM	1,007.46	1,007.46	1,048.18	1,129.32
LOW GROWN	1,231.43	1,387.67	1,267.96	1,404.38

CTC	2025 GROSS	2024 GROSS	2025 GROSS	2024 GROSS
	2025 GROSS	2024 GROSS	2025 GROSS	2024 GROSS
WESTERN HIGH	1,010.75	1,084.76	1,068.33	1,111.75
WESTERN MEDIUM	921.39	959.90	953.16	972.32
LOW GROWN	1,032.79	961.50	987.10	1,031.88
UVA HIGH	1,098.00	1,221.45	1,133.71	1,177.89

SALE AVERAGES OF 04/06/2025

COMBINED (ORTHODOX & CTC)	WEEK (RS. PER KG)		TO DATE (RS.PER KG)	
	2025 GROSS	2024 GROSS	2025 GROSS	2024 GROSS
UVA HIGH	992.45	1,098.43	1,046.42	1,118.00
WESTERN HIGH	991.07	1,173.73	1,112.12	1,201.05
HIGH GROWN – TOTAL	991.51	1,145.15	1,091.63	1,175.35
UVA MEDIUM	1,040.17	1,128.19	1,087.37	1,156.88
WESTERN MEDIUM	979.29	1,025.79	1,026.08	1,089.79
MED. GROWN – TOTAL	1,000.01	1,066.05	1,045.54	1,111.94
LOW GROWN – TOTAL	1,219.00	1,363.94	1,254.45	1,379.02
TOTAL	1,126.43	1,267.34	1,185.15	1,290.96
CTC TOTAL	994.39	992.27	992.00	1,037.35

QUANTITY SOLD 02ND TO 07TH JUNE, 2025

WEEK (KG)

TO DATE (KG)

	2025 GROSS	2024 GROSS	2025 GROSS	2024 GROSS
PUBLIC AUCTION	5,819,084.00	5,183,257.00	104,902,192.50	98,603,388.00
PRIVATE SALE	199,815.50	128,450.50	4,769,018.26	2,455,150.00
FORWARD CONTRACTS	0.00	43,240.00	1,200,911.00	693,460.00
DIRECT SALES	0.00	0.00	0.00	0.00
BIO/GREEN TEA	63,079.50	57,133.00	1,130,052.01	960,559.00
BMF – (EXCLUDED FROM PRIVATE SALE)	19,600.00	7,248.00	822,984.00	991,842.00

WORLD TEA PRODUCTION

COUNTRY	MONTH			TOTAL UPTO			(+)INC/ (-) DE
		2025 (KG)	2024 (KG)		2025 (KG)	2024 (KG)	
SRI LANKA	APRIL	26.39	21.46	APRIL	88.38	79.73	+ 8.65
BANGLADESH	FEBRUARY	24.00	42.00	FEBRUARY	0.33	3.33	-3.0
NORTH INDIA	FEBRUARY	10.97	15.07	FEBRUARY	11.01	11.00	+0.01
SOUTH INDIA	FEBRUARY	14.78	1.91	FEBRUARY	31.77	31.77	0
KENYA	DECEMBER	54.33	55.30	DECEMBER	598.47	570.30	+28.21

SALE NO 24B – 24TH & 25TH JUNE, 2025

		LOTS	QUANTITY (KG)
EX-ESTATE	Closed on 05/06/2025 excluding violations.	828	858,896.00
HIGH & MEDIUM	Closed on 05/06/2025 excluding violations.	2,337	1,122,963.00
LEAFY GRADES	Closed on 05/06/2025 excluding violations.	2,053	831,055.00
SEMI LEAFY	Closed on 05/06/2025 excluding violations.	1,588	697,128.00
TIPPY SMALL LEAF	Closed on 05/06/2025 excluding violations.	2,021	962,742.00
OFF GRADES	Closed on 05/06/2025 excluding violations.	1,798	1,114,363.00
BOP1A	Closed on 05/06/2025 excluding violations.	651	262,224.00
DUSTS	Closed on 05/06/2025 excluding violations.	655	620,431.00
PREMIUM FLOWERY	Closed on 05/06/2025 excluding violations.	441	67,577.00
	TOTAL	12,372	6,537,379.00

A total of kgs. **6,537,379.00** are on offer at this sale of which 648,883 kgs, are reprints.

SALE NO: 25C
24TH & 25TH JUNE
2025

EX. ESTATE &
MAIN SALE
Scheduled to close on
13/06/2025.

COMMENTS

A quantity of 6.665 million kilos of tea was on offer at this week's auction. This was 0.051 million kilos higher than last week's quantity. Ex. Estate offerings which comprised 0.961 million kilos of teas was 0.053 million kilos lower than last week.

Quality showed a slight decline all around.

There was irregular demand.

In the Ex estate catalogues, a range of Best BOP's and BOPF met a dearer market following special inquiry. Other BOP's and BOPF were lower. At the lower end clean leaf BOP's were dearer. Corresponding BOPF were firm. Other BOP's sold around last levels. BOPF were lower.

There were hardly any offerings of Nuwara Eliya's BOP's. BOPF sold around last levels.

Clean leaf Uva/Uda pussellawa BOP's met a dearer market. Others were barely steady. A selection of clean leaf BOPF were dearer. Others sold around last levels.

There were hardly any offerings of High Grown BP1's. High priced PF1's were dearer. Others were barely steady. There were hardly any offerings of Medium Grown BP1's. Better PF1's were firm. Others were irregular. Low Grown BP1's were dearer. PF1's were firm.

In the Low Grown leafy catalogues OP1's were firm. Best and Below Best OP's sold around last levels. Others were lower. High priced OPA's were firm. Balance were lower.

In the Low Grown Semi leafy catalogues Select Best BOP1's were firm. Others were irregular. High priced PEK's and PEK1's met a lower market. Others were firm.

In the Low Grown Small leaf catalogues Select Best FBOP's met a lower market. Best and Below Best sorts were firm. Teas at the bottom were easier. Well made FBOPF1's were firm. Cleaner Below Best and cleaner teas at the bottom were firm to dearer. Others sold around last levels. Better FBOPF's were dearer. Teas at the bottom were firm.

In the Off Grades catalogues, clean leaf bright liquoring fannings were firm. Others and Low Grown fannings were lower. BM's, BOP1A's and BP's sold around last levels.

In the Dust catalogues, Select Best Primaries were irregular. Best and Below Best sorts met a lower market. Others were firm. Clean Secondaries were dearer. Others were firm. Low Grown were barely steady.

DETAILS OF TEA AWAITING SALES – 2025

SALE NO – 23A 17TH & 18TH JUNE, 2025

	LOTS	QUANTITY (KG)	REPRINTS
EX-ESTATE	875	912,773.00	
HIGH AND MEDIUM	1,870	907,059.00	
LOW LEAFY GRADE	2,163	907,969.00	
SEMI LEAFY GRADE	1,713	773,403.00	
TIPPY SMALL LEAF	2,225	1,080,468.00	
OFF GRADES & BOP1A	2,483	1,347,882.00	
DUSTS	650	621,221.00	
PREMIUM FLOWERY	440	69,184.00	
TOTAL	12,419	6,619,959.00	454,148.00

TOTAL NO OF PKGS

178,183

NO OF TOTAL CTC PKGS

10,055

TOTAL QUANTITY (KG)

543,989

SALE NO – 24B 24TH & 25TH JUNE, 2025

	LOTS	QUANTITY (KG)	REPRINTS
	828	858,896.00	
	2,337	1,122,963.00	
	2,053	831,055.00	
	1,588	697,128.00	
	2,021	962,742.00	
	2,449	1,376,587.00	
	655	620,431.00	
	441	67,577.00	
	12,372	6,537,379.00	648,883.00

TOTAL NO OF PKGS

176,078

NO OF TOTAL CTC PKGS

10,630

TOTAL QUANTITY (KG)

566,130

SALE NO 23A – 17TH & 18TH JUNE, 2025

ORDER OF SALE

EX - ESTATE

JOHN KEELLS PLC.

LANKA COMMODITY BROKERS LTD.

BARTLEET PRODUCE MARKETING (PVT) LTD.

MERCANTILE PRODUCE BROKERS (PVT) LTD.

ASIA SIYAKA COMMODITIES (PVT) LTD.

FORBES & WALKER TEA BROKERS (PVT) LTD.

EASTERN BROKERS LTD.

CEYLON TEA BROKERS PLC.

HIGH & MEDIUM

JOHN KEELLS PLC.

CEYLON TEA BROKERS PLC.

BARTLEET PRODUCE MARKETING (PVT) LTD.

ASIA SIYAKA COMMODITIES (PVT) LTD.

LANKA COMMODITY BROKERS LTD.

MERCANTILE PRODUCE BROKERS (PVT) LTD.

FORBES & WALKER TEA BROKERS (PVT) LTD.

EASTERN BROKERS LTD.

LOW GROWN

JOHN KEELLS PLC.

CEYLON TEA BROKERS PLC.

EASTERN BROKERS LTD.

ASIA SIYAKA COMMODITIES (PVT) LTD.

FORBES & WALKER TEA BROKERS (PVT) LTD.

MERCANTILE PRODUCE BROKERS (PVT) LTD.

BARTLEET PRODUCE MARKETING (PVT) LTD.

LANKA COMMODITY BROKERS LTD.

10% PAYMENT

20/06/2025

BUYERS' PROMPT

24/06/2025

SELLERS' PROMPT

25/06/2025

COLOMBO TEA TRADERS' ASSOCIATION

C/O. THE CEYLON CHAMBER OF COMMERCE, P.O. Box 274, No. 50, Navam Mawatha, Colombo 02. Telephone - 5588849, Facsimile - 2449352, [E-mail- hemaratne@chamber.lk](mailto:hemaratne@chamber.lk)

CIRCULAR NO. 13 OF 2025

June 05, 2025

FOR THE ATTENTION OF THE CEO

TEA SALE ARRANGEMENTS FOR THE THIRD QUARTER OF 2025

JULY /AUGUST /SEPTEMBER

Sale No.	Date of Sale	Catalogue Closing Dates Main Sale & Ex-estate	Prompt Dates		10% Payment	E-Platform Levy Prompt Dates	
			Buyers	Sellers		Buyers	Sellers
July 2025							
25	1st Tuesday & 2nd Wednesday	12/06/2025 at 4.30 p.m.	08.07.2025	09.07.2025	04.07.2025	08.07.2025	11.07.2025
26	7th Monday & 8th Tuesday	19/06/2025 at 4.30 p.m.	14.07.2025	15.07.2025	11.07.2025	14.07.2025	16.07.2025
27	15th Tuesday & 16th Wednesday	26/06/2025 at 4.30 p.m.	22.07.2025	23.07.2025	18.07.2025	22.07.2025	24.07.2025
28	22nd Tuesday & 23rd Wednesday	03/07/2025 at 4.30 p.m.	29.07.2025	30.07.2025	25.07.2025	29.07.2025	31.07.2025
29	29th Tuesday & 30th Wednesday	11/07/2025 at 4.30 p.m.	05.08.2025	06.08.2025	01.08.2025	05.08.2025	07.08.2025
August 2025							
30	04th Monday & 05th Tuesday	17/07/2025 at 4.30 p.m.	11.08.2025	12.08.2025	07.08.2025	11.08.2025	13.08.2025
31	12th Tuesday & 13th Wednesday	24/07/2025 at 4.30 p.m.	19.08.2025	20.08.2025	15.08.2025	19.08.2025	21.08.2025
32	19th Tuesday & 20th Wednesday	31/07/2025 at 4.30 p.m.	26.08.2025	27.08.2025	22.08.2025	26.08.2025	28.08.2025
33	26th Tuesday & 27th Wednesday	07/08/2025 at 4.30 p.m.	02.09.2025	03.09.2025	29.08.2025	02.09.2025	04.09.2025
September 2025							
34	01st Monday & 02nd Tuesday	14/08/2025 at 4.30 p.m.	08.09.2025	09.09.2025	04.09.2025	08.09.2025	10.09.2025
35	09th Tuesday & 10th Wednesday	21/08/2025 at 4.30 p.m.	16.09.2025	17.09.2025	12.09.2025	16.09.2025	18.09.2025
36	16th Tuesday & 17th Wednesday	28/08/2025 at 4.30 p.m.	23.09.2025	24.09.2025	19.09.2025	23.09.2025	25.09.2025
37	23rd Tuesday & 24th Wednesday	04/09/2025 at 4.30 p.m.	30.09.2025	01.10.2025	26.09.2025	30.09.2025	02.10.2025
38	29th Monday & 30th Tuesday	11/09/2025 at 4.30 p.m.	07.10.2025	08.10.2025	03.10.2025	07.10.2025	09.10.2025

HOLIDAYS FOR THIRD QUARTER 2025

JULY

10th Thursday

Esala Full Moon Poya Day (P B M)

AUGUST

08th Friday

Nikini Full Moon Poya Day (P B M)

SEPTEMBER

05th Friday

Milad-Un-Nabi (Holy Prophet's Birthday) (P B M)

07th Sunday

Binara Full Moon Poya Day (P B M)

P – Public

B – Bank

M - Mercantile

THE OFFICE OF THE CTTA
THE COLOMBO TEA TRADERS' ASSOCIATION