

EASTERN BROKERS LIMITED

TEA MARKET REPORT



SALE NO – 23A

17TH & 18TH JUNE, 2025

ORDER OF SALE – 23A

EX-ESTATE

JOHN KEELLS PLC.

LANKA COMMODITY BROKERS LTD.

BARTLEET PRODUCE MARKETING (PVT) LTD.

MERCANTILE PRODUCE BROKERS (PVT) LTD.

ASIA SIYAKA COMMODITIES (PVT) LTD.

FORBES & WALKER TEA BROKERS (PVT) LTD.

EASTERN BROKERS LTD.

CEYLON TEA BROKERS PLC.

HIGH & MEDIUM

JOHN KEELLS PLC.

CEYLON TEA BROKERS PLC.

BARTLEET PRODUCE MARKETING (PVT) LTD.

ASIA SIYAKA COMMODITIES (PVT) LTD.

LANKA COMMODITY BROKERS LTD.

MERCANTILE PRODUCE BROKERS (PVT) LTD.

FORBES & WALKER TEA BROKERS (PVT) LTD.

EASTERN BROKERS LTD.

LOW GROWN

JOHN KEELLS PLC.

CEYLON TEA BROKERS PLC.

EASTERN BROKERS LTD.

ASIA SIYAKA COMMODITIES (PVT) LTD.

FORBES & WALKER TEA BROKERS (PVT) LTD.

MERCANTILE PRODUCE BROKERS (PVT) LTD.

BARTLEET PRODUCE MARKETING (PVT) LTD.

LANKA COMMODITY BROKERS LTD.

AUCTION QUANTITY DETAILS - 18TH JUNE, 2025

	LOTS	QUANTITY
EX-ESTATE	875	912,773.00
MAIN SALE - HIGH AND MEDIUM	1,870	907,059.00
MAIN SALE – LOW LEAFY GRADE	2,163	907,969.00
MAIN SALE – SEMI LEAFY GRADE	1,713	773,403.00
MAIN SALE – TIPPY SMALL LEAF	2,225	1,080,468.00
OFF GRADES & BOP1A	2,483	1,347,882.00
DUSTS	650	621,221.00
PREMIUM FLOWERY	440	69,184.00
TOTAL	12,419	6,619,959.00



MARKET DESCRIPTION

QUANTITY

12,419 lots totalling 6,619,959.00 kilos on offer.

QUALITY

Was irregular.

DEMAND

Was lower.

WESTERNS

A Selection of Best and Below Best BOP's where quality was maintained were firm to around Rs 50/- per kg lower. Others declined further. At the lower end clean leaf coloury sorts were Rs 20/- to Rs 40/- per kg dearer. Others were barely steady. A selection of Best and Below Best BOPF where quality was maintained sold around last levels. Others declined Rs 20/- to Rs 40/- per kg. At the lower end clean leaf coloury sorts were firm. Others declined Rs 20/- to Rs 40/- per kg.

NUWARA ELIYAS

BOP/BOPF were mostly unsold due to lack of suitable bids.

UVA UDAPUSSELLAWA

BOP's declined by around Rs 50/- per kg. Clean leaf Uva BOPF were firm. Others and Udapussellawa's were lower by Rs 20/- to Rs 40/- per kg.

CTC

Hardly any offerings of High Grown BP1's. Better PF1's declined around Rs 50/- per kg. Others were irregular. Medium Grown BP1's were mostly unsold. Better PF1's were barely steady. Others were Irregularly easier. Hardly any offerings of Low Grown BP1's. Select invoices of PF1's were firm. Others were irregularly lower.

MARKET DESCRIPTION

LOW GROWN LEAFY GRADES

OP1's sold around last levels. Well made OP's together with Below Best varieties were firm. Others were easier. High priced OPA's were firm. Balance were lower.

LOW GROWN SEMI LEAF

Select Best and Best BOP1's were firm. Balance declined. Select Best and Best PEK/PEK1's were firm. Others declined. Teas at the bottom were firm.

LOW GROWN TIPPY/SMALL LEAF

Select Best FBOP's were firm. Others were irregularly lower. Clean teas at the bottom were firm. Better FBOPF1's were lower. Teas at the bottom sold around last levels. Better FBOPF's declined sharply and were unsold due to lack of suitable bids. Others were irregular.

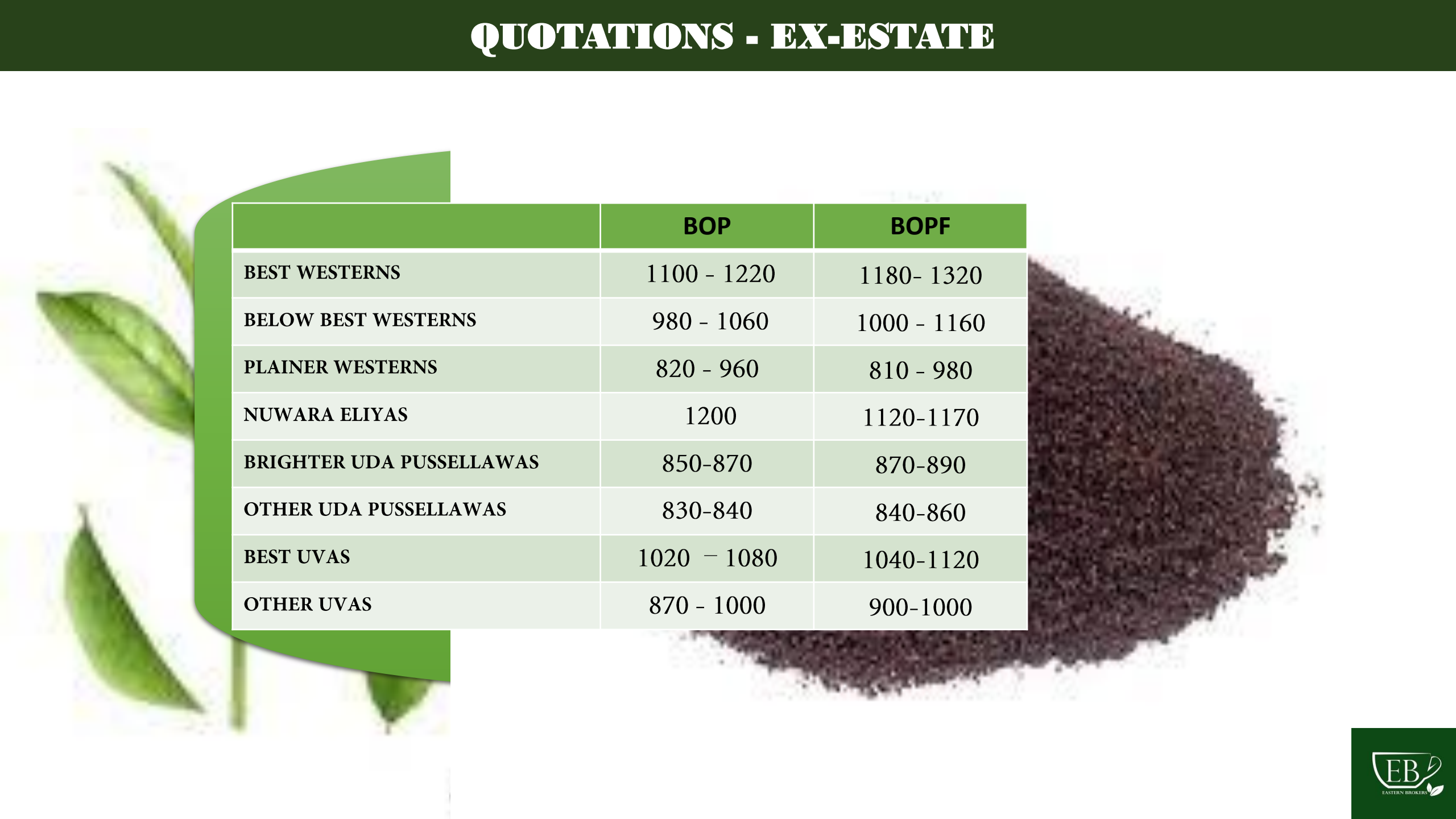
OFF GRADES

Liquoring fannings declined sharply. BM's and BOP1A's declined Rs 20/- to Rs 30/- per kg. BP's held firm. Low grown fannings declined Rs 30/- to Rs 40/- per kg.

DUSTS

Select Best Primaries held firm. Best and Below Best sorts where quality was maintained gained Rs Rs 20/- to Rs 40/- per kg. Others were irregular. Clean Secondaries held firm. Others were barely steady. Low Grown sold around last week price levels.

QUOTATIONS - EX-ESTATE



	BOP	BOPF
BEST WESTERNS	1100 - 1220	1180- 1320
BELOW BEST WESTERNS	980 - 1060	1000 - 1160
PLAINER WESTERNS	820 - 960	810 - 980
NUWARA ELIYAS	1200	1120-1170
BRIGHTER UDA PUSSELLAWAS	850-870	870-890
OTHER UDA PUSSELLAWAS	830-840	840-860
BEST UVAS	1020 – 1080	1040-1120
OTHER UVAS	870 - 1000	900-1000

QUOTATIONS - LOW GROWN

GRADE	SELECT BEST	BEST	BEST BELOW	OTHERS
BOP	1700-2000	1300-1380	1100-1250	900-1000
BOPF	1200-1400	900-1000	850-900	800-850
FBOPF/FBOPFSP	2300-2750	1600-2000	1200-1500	NA
FBOP	1900-2200	1500-1650	1150-1250	1000-1100
FBOP1	1700-1850	1400-1600	1200-1300	1000-1100
FBOPF	1360-1420	1200-1300	900-1000	840-870
FBOPF1	1500-1600	1300-1380	1200-1300	900-1050
PEKOE	1500-2350	1300-1480	1100-1280	820-1080
PEK 1	1650-2500	1360-1600	1180-1320	850-1160
OP	1300-1650	1200-1280	1100-1180	880-1080
OPA	1300-1600	1100-1280	1000-1080	820-980
OP 1	2350-3250	2200-2300	1550-2150	900-1500
BOP 1	2200-3000	1700-2100	1020-1300	850-1000

QUOTATIONS - OFF GRADES & DUSTS


BEST WESTERNS
BELOW BEST WESTERNS
OTHERS
NUWARA ELIYAS
BEST UVA UDA PUSSELLAWA
BELOW BEST UVA UDA PUSSELLAWA
OTHERS
BEST MEDIUMS
OTHER MEDIUMS
C.T.C

FNGS 1/FNGS	BP	BM
950-1050	950-1050	1000-1100
850-920	850-940	900-980
750-850	750-800	780-880
1000-1100	900-1000	1000-1100
800-980	800-880	900-980
700-780	700-780	750-850
850-950	1000-1100	950-1050
700-800	800-950	850-920
700-950		

DUST 1
1400-1700
1250-1380
1000-1200
1150-1260
980-1120
850-980
750-850
500-600
880-1200


TOP PRICES OBTAINED AT THE SALE OF 18TH JUNE, 2025

WESTERN MEDIUM




ESTATE	BOP	BOPSP	BOPF	BOPFSP
HARANGALLA	1,600.00			
HATALE		1,260.00		
VELLAI OYA			1,000.00	

WESTERN HIGH




ESTATE	BOP	BOPSP	BOPF	BOPFSP
GREAT WESTERN	1,220.00			
QUEENSBERRY		1,300.00		
ALTON			1,320.00	

UDA PUSSELLAWA



ESTATE	BOP	BOPSP	BOPF	BOPFSP
*KIRKLEES/ *LUCKYLAND	850.00			
*KIRKLEES/ *LUCKYLAND		830.00		
*KIRKLEES/ *LUCKYLAND			890.00	

NUWARA ELIYA



ESTATE	BOP	BOPSP	BOPF	BOPFSP
LOVERS LEAP			1,120.00	

TOP PRICES OBTAINED AT THE SALE OF 18TH JUNE, 2025

UVA HIGH

ESTATE	BOP	BOPSP	BOPF	BOPFSP
PITARATMALIE	1,080.00			
GONAMOTAWA		1,360.00		
NAYABEDDE			1,120.00	

UVA MEDIUM

ESTATE	BOP	BOPSP	BOPF	BOPFSP
ARUNA PASSARA/ ROSELAND UVA	1,300.00			
UVA SAMOVAR		1,240.00		
DICKWELLA				1,460.00

LOW GROWN

ESTATE	BOP	BOPSP	BOPF	BOPFSP
LIONS/MULATIYANA HILLS	2,300.00			
KAMARANGAPITIYA		2,200.00		
KINGS BRU			1,700.00	
RAJJURUWATTA SUPER				2,100.00

TOP PRICES OBTAINED AT THE SALE OF 18TH JUNE, 2025

CTC



HIGH GROWN	PF1	BP1	BPS
DUNSINANE CTC	1,100.00		

MEDIUM GROWN	PF1	BP1	BPS
NEW PEACOCK CTC	1,100.00		
ROTHCHILD CTC		1,000.00	
DONSDIE CTC			760.00

LOW GROWN	PF1	BP1	BPS
KALUBOWITIYANA CTC	1,440.00		
CECILIAN CTC		1,200.00	
ROSS FELD CTC			760.00

OTHERS	MARK	GRADE	PRICE
UVA HIGH	GONAMOTAWA * CRAIG / ELATHOTAUVA	PEK1 PEK1	1,500.00 1,440.00
UVA MEDIUM	UVA SAMOVAR/ TELBEDDE * HINDAGALA / ROSELAND UVA	OP1 OP1	1,500.00 1,460.00

* TEAS SOLD BY EASTERN BROKERS LTD.

+ EQUAL ALL TIME AUCTION RECORD PRICE.

++ AN ALL-TIME AUCTION RECORD PRICE.



CROP & WEATHER FOR THE PERIOD – 10TH TO 16TH JUNE, 2025.

WESTERN / NUWARA ELIYA REGIONS

Both regions reported rain and windy conditions throughout the week. The Department of Meteorology expects fairly heavy showers in the Western and Nuwara Eliya regions in the week ahead.

UVA/UDAPUSSELLAWA REGIONS

The Uva and Uda Pussellawa regions reported bright weather and windy conditions with occasional showers throughout the week. According to the Department of Meteorology, strong winds are expected in both regions in the week ahead.

LOW GROWN

The Low Grown Region reported showers throughout the week. Rain is expected to continue in the Low Grown Region in the week ahead according to the Department of Meteorology.

CROP INTAKE

The crop intake was maintained in the Uva and Uda Pussellawa regions, whilst the Western, Nuwara Eliya and Low Grown regions reported a decrease.

SALE AVERAGES OF 11/06/2025

	WEEK (RS. PER KG)		TO DATE (RS.PER KG)	
	2025 GROSS	2024 GROSS	2025 GROSS	2024 GROSS
ORTHODOX				
UVA HIGH	1,019.55	1,094.56	1,051.85	1,113.85
WESTERN HIGH	1,001.72	1,169.35	1,125.69	1,221.28
UVA MEDIUM	1,048.90	1,139.32	1,086.82	1,151.37
WESTERN MEDIUM	992.94	1,067.32	1,045.11	1,126.17
LOW GROWN	1,242.86	1,362.70	1,266.77	1,402.09
	2025 GROSS	2024 GROSS	2025 GROSS	2024 GROSS
	2025 GROSS	2024 GROSS	2025 GROSS	2024 GROSS
CTC				
WESTERN HIGH	1,045.61	1,097.02	1,067.63	1,111.11
WESTERN MEDIUM	900.44	1,010.63	951.03	974.23
LOW GROWN	970.97	1,008.89	986.27	1,030.86
UVA HIGH	1,208.33	1,146.39	1,134.97	1,176.48

SALE AVERAGES OF 11/06/2025

COMBINED (ORTHODOX & CTC)	WEEK (RS. PER KG)		TO DATE (RS.PER KG)	
	2025 GROSS	2024 GROSS	2025 GROSS	2024 GROSS
UVA HIGH	1,012.13	1,093.44	1,044.55	1,116.59
WESTERN HIGH	994.98	1,161.75	1,105.56	1,199.12
HIGH GROWN – TOTAL	1,000.22	1,138.19	1,086.55	1,173.43
UVA MEDIUM	1,047.02	1,133.05	1,084.92	1,155.42
WESTERN MEDIUM	1,055.07	1,055.07	1,023.28	1,088.02
MED. GROWN – TOTAL	999.16	1,084.17	1,042.96	1,110.43
LOW GROWN – TOTAL	1,229.85	1,346.17	1,253.28	1,377.25
TOTAL	1,134.64	1,258.98	1,182.60	1,289.24
CTC TOTAL	958.37	1,031.64	990.55	1,037.09

QUANTITY SOLD 02ND TO 07TH JUNE, 2025

WEEK (KG)

TO DATE (KG)

	2025 GROSS	2024 GROSS	2025 GROSS	2024 GROSS
PUBLIC AUCTION	5,589,313.00	5,586,586.00	110,491,505.50	104,189,974.00
PRIVATE SALE	162,178.50	146,108.75	4,931,196.26	2,601,259.25
FORWARD CONTRACTS	63,920.00	49,200.00	1,264,831.00	742,660.00
DIRECT SALES	0.00	0.00	0.00	0.00
BIO/GREEN TEA	50,004.00	72,028.00	1,180,056.01	1,032,587.00
BMF – (EXCLUDED FROM PRIVATE SALE)	78,340.00	42,285.00	901,324.00	1,034,127.00

WORLD TEA PRODUCTION

COUNTRY	MONTH			TOTAL UPTO			(+)INC/ (-) DE
		2025 (KG)	2024 (KG)		2025 (KG)	2024 (KG)	
SRI LANKA	APRIL	26.39	21.46	APRIL	88.38	79.73	+ 8.65
BANGLADESH	FEBRUARY	24.00	42.00	FEBRUARY	0.33	3.33	-3.0
NORTH INDIA	FEBRUARY	10.97	15.07	FEBRUARY	11.01	11.00	+0.01
SOUTH INDIA	FEBRUARY	14.78	1.91	FEBRUARY	31.77	31.77	0
KENYA	DECEMBER	54.33	55.30	DECEMBER	598.47	570.30	+28.21

SALE NO 25C - 01ST & 02ND JULY, 2025

		LOTS	QUANTITY (KG)
EX-ESTATE	Closed on 13/06/2025 excluding violations.	826	831,010.00
HIGH & MEDIUM	Closed on 13/06/2025 excluding violations.	1,954	907,258.00
LEAFY GRADES	Closed on 13/06/2025 excluding violations.	2,231	885,942.00
SEMI LEAFY	Closed on 13/06/2025 excluding violations.	1,533	674,676.00
TIPPY SMALL LEAF	Closed on 13/06/2025 excluding violations.	1,916	895,525.00
OFF GRADES	Closed on 13/06/2025 excluding violations.	2,097	1,234,734.00
BOP1A	Closed on 13/06/2025 excluding violations.	708	273,780.00
DUSTS	Closed on 13/06/2025 excluding violations.	661	620,474.00
PREMIUM FLOWERY	Closed on 13/06/2025 excluding violations.	364	57,364.00
	TOTAL	12,290	6,380,763.00

A total of kgs. **6,380,736.00** are on offer at this sale of which 624,183 kgs, are reprints.

SALE NO: 26A
08TH & 09TH JULY
2025

EX. ESTATE &
MAIN SALE
Scheduled to close on
19/06/2025.

COMMENTS

A quantity of 6.619 million kilos of tea was on offer at this week's auction. This was 0.046 million kilos lower than last week's quantity. Ex. Estate offerings which comprised 0.912 million kilos of teas was 0.049 million kilos lower than last week.

Quality was irregular.

There was lower demand.

In the Ex estate catalogues, a selection of Best and Below Best western BOP's met a firm to lower market. Corresponding BOPF sold around last levels. Others BOP's and BOPF were lower. At the lower end clean leaf coloury BOP's were dearer. Other BOP's and BOPF were lower.

Nuwara Eliya's BOP's and BOPF were mostly uinsold due to lack of suitable bids.

Uva/Uda pussellawa BOP's met a lower market. Clean leaf Uva BOPF were firm. Others and Udapussellawa's lower.

There were hardly any offerings of High Grown BP1's. Better PF1's met a lower market. Others were irregular. Medium Grown BP1's were mostly unsold. Better PF1's were barely steady. Others were lower. There were hardly any offerings of Low Grown BP1's. Select PF1's were firm. Others were lower.

In the Low Grown leafy catalogues OP1's sold around last levels. Well made OP's together with Below Best varieties were firm. Others were easier. High priced OPA's were firm. Balance were lower.

In the Low Grown Semi leafy catalogues Select Best and Best BOP1's were firm. Balance declined. Select Best and Best PEK's and PEK1's were firm. Others were lower. Teas at the bottom were firm.

In the Low Grown Small leaf catalogues Select Best FBOP's were firm. Others met a lower market. Cleaner teas at the bottom were firm. Better FBOPF1's were lower. Teas at the bottom sold around last levels. Better FBOPF's declined sharply and were unsold due to lack of suitable bids. Others were irregular.

In the Off Grades catalogues, BP's held firm. Others met a lower market.

In the Dust catalogues, Select Best Primaries were firm. Best and Below Best sorts where quality was maintained met a dearer market. Others were irregular. Clean Secondaries were firm. Others were barely steady. Low Grown sold around last levels.

DETAILS OF TEA AWAITING SALES – 2025

SALE NO – 24B 24TH & 25TH JUNE, 2025

	LOTS	QUANTITY (KG)	REPRINTS
EX-ESTATE	828	858,896.00	
HIGH AND MEDIUM	2,337	1,122,963.00	
LOW LEAFY GRADE	2,053	831,055.00	
SEMI LEAFY GRADE	1,588	697,128.00	
TIPPY SMALL LEAF	2,021	962,742.00	
OFF GRADES & BOP1A	2,449	1,376,587.00	
DUSTS	655	620,431.00	
PREMIUM FLOWERY	441	67,577.00	
TOTAL	12,372	6,537,379.00	648,883.00

TOTAL NO OF PKGS

176,078

NO OF TOTAL CTC PKGS

10,630

TOTAL QUANTITY (KG)

566,130

SALE NO – 25C 01ST & 02ND JULY, 2025

	LOTS	QUANTITY (KG)	REPRINTS
	826	831,010.00	
	1,954	907,258.00	
	2,231	885,942.00	
	1,533	674,676.00	
	1,916	895,525.00	
	2,805	1,508,514.00	
	661	620,474.00	
	364	57,364.00	
	12,290	6,380,763.00	624,183.00

TOTAL NO OF PKGS

173,432

NO OF TOTAL CTC PKGS

10,640

TOTAL QUANTITY (KG)

565,095

SALE NO 24B – 24TH & 25TH JUNE, 2025

ORDER OF SALE

EX - ESTATE

LANKA COMMODITY BROKERS LTD.

BARTLEET PRODUCE MARKETING (PVT) LTD.

MERCANTILE PRODUCE BROKERS (PVT) LTD.

ASIA SIYAKA COMMODITIES (PVT) LTD.

FORBES & WALKER TEA BROKERS (PVT) LTD.

EASTERN BROKERS LTD.

CEYLON TEA BROKERS PLC.

JOHN KEELLS PLC.

HIGH & MEDIUM

CEYLON TEA BROKERS PLC.

BARTLEET PRODUCE MARKETING (PVT) LTD.

ASIA SIYAKA COMMODITIES (PVT) LTD.

LANKA COMMODITY BROKERS LTD.

MERCANTILE PRODUCE BROKERS (PVT) LTD.

FORBES & WALKER TEA BROKERS (PVT) LTD.

EASTERN BROKERS LTD.

JOHN KEELLS PLC.

LOW GROWN

BARTLEET PRODUCE MARKETING (PVT) LTD.

JOHN KEELLS PLC.

LANKA COMMODITY BROKERS LTD.

ASIA SIYAKA COMMODITIES (PVT) LTD.

MERCANTILE PRODUCE BROKERS (PVT) LTD.

EASTERN BROKERS LTD.

FORBES & WALKER TEA BROKERS (PVT) LTD.

CEYLON TEA BROKERS PLC.

10% PAYMENT

27/06/2025

BUYERS' PROMPT

01/07/2025

SELLERS' PROMPT

02/07/2025

SRI LANKA TEA PRODUCTION – MAY, 2025

WE GIVE BELOW PRODUCTION FIGURES FOR THE MONTH OF MAY 2025, TOGETHER WITH THE CORRESPONDING FIGURES OF 2024 (KGS).

ORTHODOX

	MAY 2025	TO DATE 2025	MAY 2024	TO DATE 2024
HIGH GROWN	5,254,194.0	23,036,704.0	5,122,672.0	20,288,495.0
MEDIUM GROWN	4,049,502.0	16,982,845.0	3,607,855.0	14,877,029.0
LOW GROWN	13,248,825.0	61,664,324.0	13,286,929.0	58,176,648.0
TOTAL	22,552,521.0	101,638,874.0	22,017,456.0	93,342,172.0

CTC

	MAY 2025	TO DATE 2025	MAY 2024	TO DATE 2024
	494,112.0	2,234,094.0	534,822.0	2,341,434.0
	812,024.0	3,819,775.0	669,667.0	2,720,998.0
	968,186.0	4,060,234.0	919,364.0	4,270,030.0
	2,274,322.0	10,114,103.0	2,123,852.0	9,332,462.0

TOTAL BLACK TEA PRODUCTION

	MAY 2025	TO DATE 2025	MAY 2024	TO DATE 2024
HIGH GROWN	5,964,616.0	26,192,443.0	5,883,170.00	23,553,848.00
MEDIUM GROWN	5,070,619.0	21,725,241.0	4,405,081.00	18,135,327.00
LOW GROWN	14,330,084.0	66,042,111.0	14,261,481.00	62,688,569.00
TOTAL	25,365,319.0	113,959,795.0	24,549,732.00	104,377,743.00

SRI LANKA TEA PRODUCTION – MAY, 2025

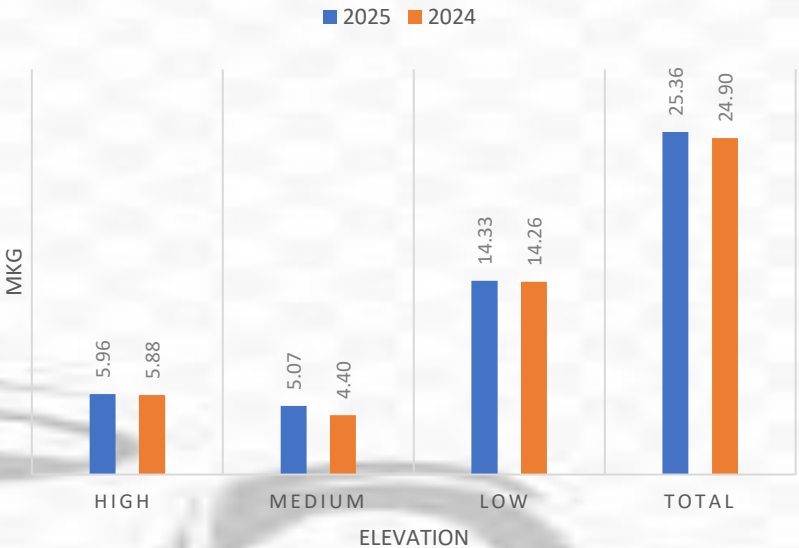
GREEN TEA

	MAY 2025	TO DATE 2025	MAY 2024	TO DATE 2024
HIGH GROWN	124,224.0	548,087.0	97,305.00	458,809.00
MEDIUM GROWN	90,056.0	471,715.0	90,479.00	387,744.00
LOW GROWN	423.0	1,945.0	745.00	3,122.00
TOTAL	214,702.0	1,021,748.0	188,529.00	849,675.00

TOTAL TEA PRODUCTION

	MAY 2025	TO DATE 2025	MAY 2024	TO DATE 2024
HIGH GROWN	5,964,616.0	26,192,443.0	5,883,170.00	23,553,848.00
MEDIUM GROWN	5,070,619.0	21,725,241.0	4,405,081.00	18,135,327.00
LOW GROWN	14,330,084.0	66,042,111.0	14,261,481.00	62,688,569.00
TOTAL	25,365,319.0	113,959,795.0	24,549,732.00	104,377,743.00

SRI LANKA TEA PRODUCTION -
MAY, 2025



CTC PRODUCTION AS A PERCENTAGE OF THE TOTAL BLACK TEA PRODUCTION



ANALYSIS OF PRODUCTION – (PERCENTAGE WISE)

2025	MONTH	COMULATIVE
High Grown	23.50	23.00
Medium Grown	20.00	19.10
Low Grown	56.50	58.00
Total	100.00	100.00

2024	MONTH	COMULATIVE
High Grown	24.40	22.60
Medium Grown	17.90	17.40
Low Grown	58.10	60.10
Total	100.00	100.00

PRODUCTION OF	MAY 2025	TO DATE 2025	MAY 2024	TO DATE 2024
Instant tea (Included in black tea data)	375,899.00	1,418,607.00	288,346.00	1,237,465.00
Bio Tea (included in black tea data)	148,227.00	587,078.00	108,679.00	416,618.00
Reclaim Tea (included in black tea data)	175,547.00	552,992.00	111,217.00	436,816.00

AMENDED - SRI LANKA TEA PRODUCTION APRIL – 2025

ORTHODOX	APRIL	ADJUSTMENTS FOR LATE RETURNS	AMENDED FIGURE APRIL
HIGH GROWN	17,782,182.00	329.00	17,782,511.00
MEDIUM GROWN	12,767,364.00	165,979.00	12,933,343.00
LOW GROWN	48,369,517.00	45,981.00	48,415,499.00
TOTAL	78,919,063.00	212,289.00	79,131,353.00

CTC	APRIL	ADJUSTMENTS FOR LATE RETURNS	AMENDED FIGURE APRIL
HIGH GROWN	1,739,982.00	0.00	1,739,982.00
MEDIUM GROWN	3,007,751.00	0.00	3,007,751.00
LOW GROWN	3,092,049.00	0.00	3,092,049.00
TOTAL	7,839,782.00	0.00	7,839,782.00

AMENDED - SRI LANKA TEA PRODUCTION APRIL – 2025

TOTAL BLACK TEA	APRIL	ADJUSTMENTS FOR LATE RETURNS	AMENDED FIGURE APRIL
HIGH GROWN	19,803,635.00	0.00	19,803,964.00
MEDIUM GROWN	16,106,984.00	0.00	16,272,963.00
LOW GROWN	51,664,523.00	0.00	51,710,504.00
TOTAL	87,575,142.00	0.00	87,787,431.00

GREEN TEA	APRIL	ADJUSTMENTS FOR LATE RETURNS	AMENDED FIGURE APRIL
HIGH GROWN	423,864.00	0.00	423,864.00
MEDIUM GROWN	381,659.00	0.00	381,659.00
LOW GROWN	1,523.00	0.00	1,523.00
TOTAL	807,045.00	0.00	807,045.00

TOTAL TEA PRODUCTION	APRIL	ADJUSTMENTS FOR LATE RETURNS	AMENDED FIGURE APRIL
HIGH GROWN	20,227,499.00	329.00	20,227,828.00
MEDIUM GROWN	16,488,643.00	165,979.00	16,654,622.00
LOW GROWN	51,666,045.00	45,981.00	51,712,027.00
TOTAL	88,382,187.00	212,289.00	88,594,477.00