

# EASTERN BROKERS LIMITED

---

## TEA MARKET REPORT



**SALE NO – 31C**

**12<sup>TH</sup> & 13<sup>RD</sup> AUGUST, 2025**

# ORDER OF SALE – 31C

## EX-ESTATE

MERCANTILE PRODUCE BROKERS (PVT) LTD.

BARTLEET PRODUCE MARKETING (PVT) LTD.

### **EASTERN BROKERS LTD.**

FORBES & WALKER TEA BROKERS (PVT) LTD.

JOHN KEELLS PLC.

CEYLON TEA BROKERS PLC.

LANKA COMMODITY BROKERS LTD.

ASIA SIYAKA COMMODITIES (PVT) LTD.

## HIGH & MEDIUM

ASIA SIYAKA COMMODITIES (PVT) LTD.

MERCANTILE PRODUCE BROKERS (PVT) LTD.

FORBES & WALKER TEA BROKERS (PVT) LTD.

BARTLEET PRODUCE MARKETING (PVT) LTD.

LANKA COMMODITY BROKERS LTD.

CEYLON TEA BROKERS PLC.

### **EASTERN BROKERS LTD.**

JOHN KEELLS PLC.

## LOW GROWN

FORBES & WALKER TEA BROKERS (PVT) LTD.

MERCANTILE PRODUCE BROKERS (PVT) LTD.

### **EASTERN BROKERS LTD.**

ASIA SIYAKA COMMODITIES (PVT) LTD.

LANKA COMMODITY BROKERS LTD.

JOHN KEELLS PLC.

BARTLEET PRODUCE MARKETING (PVT) LTD.

CEYLON TEA BROKERS PLC.

# AUCTION QUANTITY DETAILS - 13<sup>RD</sup> AUGUST, 2025

	LOTS	QUANTITY
EX-ESTATE	792	765,268.00
MAIN SALE - HIGH AND MEDIUM	1,677	728,432.00
MAIN SALE – LOW LEAFY GRADE	2,051	805,740.00
MAIN SALE – SEMI LEAFY GRADE	1,5942	683,161.00
MAIN SALE – TIPPY SMALL LEAF	2,031	952,653.00
OFF GRADES & BOP1A	2.515	1,302,598.00
DUSTS	568	485,408.00
PREMIUM FLOWERY	399	52,748.00
<b>TOTAL</b>	<b>11,627</b>	<b>5,775,708.00</b>



# MARKET DESCRIPTION

## QUANTITY

11,627 lots totalling 5,775,708.00 kilos on offer.

## QUALITY

Was fairly similar to last week.

## DEMAND

Was Improved.

## WESTERNS

A selection of Best Western BOP's were firm to Rs 20/- per kg to Rs 40/- per kg dearer. Others sold around last levels. In the Below Best category, a range of teas gained around Rs 50/- per kg and more. Others were irregular. Teas at the lower end of the market were firm to around Rs 50/- per kg dearer. Select Best BOPF gained sharply. Others In the Best category were dearer by Rs 20/- per kg to Rs 40/- per kg, In the Below Best category improved teas gained Rs 50/- per kg to Rs 100/- per kg and more. Others were irregular. Teas at the lower end were firm to Rs 20/- per kg to Rs 40/- per kg dearer.

## NUWARA ELIYAS

BOP/BOPF were irregular.

## UVA UDAPUSSELLAWA

Seasonal quality Uva BOP/ BOPF sold well following special inquiry. Others BOP/BOPF gained around Rs 100/- per kg. Better Udapussellawa BOP/BOPF gained Rs 50/- per kg to Rs 100/- per kg and more. Others were firm to dearer to a lesser extent .

## CTC

Hardly any offerings of high grown CTC BP1's . Select PF1's were firm. Others were irregular. Medium Grown BP1's were irregular. Select Best PF1's were firm. Others were irregular. Low grown BP1's were firm. PF1's were firm to little dearer.

# MARKET DESCRIPTION

## LOW GROWN LEAFY GRADES

Well made OP1's were easier. Others were irregular. Well made OP's were firm. Cleaner Below Best and shorter varieties were irregular. Balance sold around last levels. OPA's sold around last levels.

## LOW GROWN SEMI LEAF

Well made BOP1's were firm. Below Best and bolder varieties were lower. Teas at the bottom sold around last levels. PEK/PEK1's were irregularly dearer.

## LOW GROWN TIPPY/SMALL LEAF

Select Best FBOP's were firm to little lower. Best and Below Best varieties were firm to dearer. Bolder varieties appreciated. Balance eased. FBOPF1's sold around last levels. Very Tippy FBOPF's were firm to easier. Best and Below Best varieties sold around last levels. Balance were irregular.


## OFF GRADES

Clean leaf bright Liquoring fannings held firm, Others together with BM's and BOPA1's were lower by Rs.20/- per kg to Rs.30/- per kg. BP's were firm to dearer by Rs.10/- to Rs.20/- per kg. Low Grown fannings sold around last levels.

## DUSTS

Select Best Primaries gained Rs.40/- to Rs.80/- per kg. Best and Below best sorts were quality was maintained, gained Rs.20/- to 40/- per kg. Others were irregular. Clean secondaries gained Rs. 40/- to 60/- per kg. Others and Low Grows sold around last week price levels.

# QUOTATIONS - EX-ESTATE



	<b>BOP</b>	<b>BOPF</b>
<b>BEST WESTERNS</b>	1240-1400	1280-1550
<b>BELOW BEST WESTERNS</b>	1100-1220	1180-1260
<b>PLAINER WESTERNS</b>	980-1080	1040-1160
<b>NUWARA ELIYAS</b>	1220	1220-1220
<b>BRIGHTER UDA PUSSELLAWAS</b>	1000	1080-1140
<b>OTHER UDA PUSSELLAWAS</b>	880-920	860-900
<b>BEST UVAS</b>	2500-3600	2250-2550
<b>OTHER UVAS</b>	1100-1300	1200-1300

# QUOTATIONS - LOW GROWN

GRADE	SELECT BEST	BEST	BEST BELOW	OTHERS
BOP	1900-2200	1900-1450	1200-1300	950-1000
BOPF	1400-1500	950-1050	850-900	800-850
FBOPF/FBOPFSP	4200-5200	3400-3900	2450-3000	1000
FBOP	1900-2300	1500-1600	1250-1300	1000-1100
FBOP1	1600-1700	1450-1500	1280-1380	950-1050
FBOPF	1750-1800	1400-1500	1100-1200	900-950
FBOPF1	1600-1700	1450-1500	1280-1380	950-1050
PEKOE	1550-2600	1400-1500	1200-1420	850-1180
PEK 1	1750-2850	1600-1700	1300-1550	900-1280
OP	1480-1800	1340-1460	1180-1320	860-1160
OPA	1440-1950	1240-1420	1140-1200	850-1120
OP 1	2550-3200	2250-2500	1300-2150	900-1280
BOP 1	2400-2900	1850-2350	1100-1400	850-1080



# QUOTATIONS - OFF GRADES & DUSTS


<b>BEST WESTERNS</b>
<b>BELOW BEST WESTERNS</b>
<b>OTHERS</b>
<b>NUWARA ELIYAS</b>
<b>BEST UVA UDA PUSSELLAWA</b>
<b>BELOW BEST UVA UDA PUSSELLAWA</b>
<b>OTHERS</b>
<b>BEST MEDIUMS</b>
<b>OTHER MEDIUMS</b>
<b>C.T.C</b>

<b>FNGS 1/FNGS</b>	<b>BP</b>	<b>BM</b>
950-1100	950-1050	950-1000
880-940	850-940	850-940
750-840	750-800	720-840
900-950	900-1000	950-1000
800-850	800-880	850-940
700-780	700-780	700-840
850-950	1000-1100	900-980
700-800	800-950	750-850
700-950		

<b>DUST 1</b>
1400-1700
1250-1380
1000-1200
1150-1260
980-1120
850-980
750-850
500-600
880-1200


# TOP PRICES OBTAINED AT THE SALE OF 13<sup>RD</sup> AUGUST, 2025

## WESTERN MEDIUM




ESTATE	BOP	BOPSP	BOPF	BOPFSP
ANCOOMBRA	1,750.00			
UPLANDS		1,500.00		
DARTRY VALLEY			1,220.00	

## WESTERN HIGH



ESTATE	BOP	BOPSP	BOPF	BOPFSP
INVERNESS	1,460.00			
BEARWELL		1,550.00		
ALTON			1,550.00	

## UDA PUSSELLAWA



ESTATE	BOP	BOPSP	BOPF	BOPFSP
MOOLOYA	1,000.00			
*GAMPAHA		1,280.00		
*LUCKYLAND			1,180.00	

## NUWARA ELIYA



ESTATE	BOP	BOPSP	BOPF	BOPFSP
LOVERS LEAP	1,220.00		1,220.00	

# TOP PRICES OBTAINED AT THE SALE OF 13<sup>RD</sup> AUGUST, 2025

## UVA HIGH

ESTATE	BOP	BOPSP	BOPF	BOPFSP
*UVA HIGHLANDS	3,600.00		2,550.00	
*CRAIG		1,380.00		

## UVA MEDIUM

ESTATE	BOP	BOPSP	BOPF	BOPFSP
ST.JAMES	2,750.00		2,500.00	
HALPEWATTA UVA		1,650.00		

## LOW GROWN

ESTATE	BOP	BOPSP	BOPF	BOPFSP
ELIANE SUPER	2,750.00			
NEW SPRING VIEW		2,450.00		
KINGS BRU			1,850.00	
RAJJURUWATTA SUPER				2,250.00

# TOP PRICES OBTAINED AT THE SALE OF 13<sup>RD</sup> AUGUST, 2025

## CTC

HIGH GROWN	PF1	BP1	BPS
DUNSINANE CTC	1,160.00		

MEDIUM GROWN	PF1	BP1	BPS
STRATHDON CTC	1,180.00		
DELTA CTC		900.00	

LOW GROWN	PF1	BP1	BPS
KALUBOWITIYANA CTC	1,460.00		
HINGALGODA CTC	1,460.00		
CECILIAN CTC		1,360.00	

OTHERS	MARK	GRADE	PRICE
UDA PUSSELLAWA	*GAMPAHA	OP	1,160.00
	MAHA UVA	OP	1,160.00
	DELMAR	OP1	1,340.00
	MAHA UVA	OP1	1,340.00
	*GAMPAHA	OP1	1,220.00
UVA HIGH	*CRAIG	FBOPF1	1,480.00

\* TEAS SOLD BY EASTERN BROKERS LTD.

+ EQUAL ALL TIME AUCTION RECORD PRICE.

++ AN ALL-TIME AUCTION RECORD PRICE.



# CROP & WEATHER FOR THE PERIOD – 5<sup>TH</sup> AUGUST TO 12<sup>TH</sup> AUGUST 2025.

## WESTERN / NUWARA ELIYA REGIONS

The Western Region reported rain throughout the week, whilst the Nuwara Eliya Region reported bright weather. The Department of Meteorology expects rain in the Western and Nuwara Eliya regions in the week ahead.

## UVA/UDAPUSSELLAWA REGIONS

Bright weather and occasional showers were reported in both regions throughout the week. According to the Department of Meteorology showers are expected in the Uva and Uda Pussellawa regions in the week ahead.

## LOW GROWN

The Low Grown Region reported bright weather throughout the week. Rain is expected in the Low Grown Region in the week ahead according to the Department of Meteorology.

## CROP INTAKE

The Nuwara Eliya, Uva and Uda Pussellawa regions maintained the crop intake, whilst the Western and Low Grown regions reported a decrease.

# SALE AVERAGES OF 05/08/2025

	WEEK (RS. PER KG)		TO DATE (RS.PER KG)	
	2025 GROSS	2024 GROSS	2025 GROSS	2024 GROSS
<b>ORTHODOX</b>				
UVA HIGH	1,090.17	1,105.79	1,039.91	1,110.94
WESTERN HIGH	1,110.94	1,221.55	1,109.95	1,216.72
UVA MEDIUM	1,047.41	1,099.91	1,069.66	1,146.74
WESTERN MEDIUM	1,015.70	1,020.35	1,026.08	1,109.28
LOW GROWN	1,264.53	1,309.25	1,257.19	1,390.13
<b>CTC</b>				
UVA HIGH	1,140.92	1,146.82	1,131.16	1,164.78
WESTERN HIGH	990.48	1,027.73	1,054.57	1,099.44
WESTERN MEDIUM	911.75	969.11	939.91	980.73
LOW GROWN	972.97	966.10	979.91	1,009.66

# SALE AVERAGES OF 05/08/2025

COMBINED (ORTHODOX & CTC)	WEEK (RS. PER KG)		TO DATE (RS.PER KG)	
	2025 GROSS	2024 GROSS	2025 GROSS	2024 GROSS
UVA HIGH	1,080.99	1,078.81	1,031.54	1,111.48
WESTERN HIGH	1,091.25	1,201.05	1,089.63	1,195.18
HIGH GROWN – TOTAL	1,087.67	1,162.01	1,070.79	1,168.38
UVA MEDIUM	1,044.40	1,095.84	1,067.26	1,150.71
WESTERN MEDIUM	984.77	1,004.54	1,004.62	1,076.92
MED. GROWN – TOTAL	1,003.87	1,035.37	1,025.49	1,102.15
LOW GROWN – TOTAL	1,243.90	1,288.07	1,242.49	1,365.32
TOTAL	1,176.63	1,214.10	1,169.51	1,278.59
CTC TOTAL	966.57	983.51	982.48	1,024.33

# QUANTITY SOLD 04<sup>TH</sup> TO 09<sup>TH</sup> AUGUST, 2025

## WEEK (KG)

## TO DATE (KG)

	2025 GROSS	2024 GROSS	2025 GROSS	2024 GROSS
<b>PUBLIC AUCTION</b>	4,602,603.00	4,981,688.00	151,987,808.50	143,152,122.00
<b>PRIVATE SALE</b>	190,396.00	132,486.50	6,536,209.76	132,486.50
<b>FORWARD CONTRACTS</b>	20,000.00	34,910.00	1,551,231.00	1,182,330.00
<b>DIRECT SALES</b>	0.00	0.00	0.00	0.00
<b>BIO/GREEN TEA</b>	41,913	51,214.00	1,626,629.11	1,432,677.00
<b>BMF – (EXCLUDED FROM PRIVATE SALE)</b>	-	44,245.00	1,138,458.50	1,370,894.00

## WORLD TEA PRODUCTION

COUNTRY	MONTH		TOTAL UPTO		(+ )INC/ (-) DE		
		2025 (KG)	2024 (KG)	2025 (KG)		2024 (KG)	
<b>SRI LANKA</b>	<b>JUNE</b>	<b>21.68</b>	<b>23.02</b>	<b>JUNE</b>	<b>135.73</b>	<b>127.43</b>	<b>+ 8.30</b>
<b>BANGLADESH</b>	<b>APRIL</b>	<b>2.33</b>	<b>4.88</b>	<b>APRIL</b>	<b>3.95</b>	<b>6.69</b>	<b>- 2.74</b>
<b>NORTH INDIA</b>	<b>MAY</b>	<b>104.37</b>	<b>79.24</b>	<b>MAY</b>	<b>240.29</b>	<b>192.18</b>	<b>+ 48.11</b>
<b>SOUTH INDIA</b>	<b>MAY</b>	<b>26.23</b>	<b>13.92</b>	<b>MAY</b>	<b>95.93</b>	<b>75.18</b>	<b>+20.75</b>
<b>KENYA</b>	<b>APRIL</b>	<b>51.78</b>	<b>53.85</b>	<b>APRIL</b>	<b>188.69</b>	<b>222.61</b>	<b>- 33.92</b>

# SALE NO 33B- 26<sup>TH</sup> & 27<sup>TH</sup> AUGUST, 2025

		LOTS	QUANTITY (KG)
<b>EX-ESTATE</b>	Closed on 07/08/2025 excluding violations.	749	706,423.00
<b>HIGH &amp; MEDIUM</b>	Closed on 07/08/2025 excluding violations.	1,414	584,890.00
<b>LEAFY GRADES</b>	Closed on 07/08/2025 excluding violations.	2,104	796,831.00
<b>SEMI LEAFY</b>	Closed on 07/08/2025 excluding violations.	1,587	647,166.00
<b>TIPPY SMALL LEAF</b>	Closed on 07/08/2025 excluding violations.	1,937	882,373.00
<b>OFF GRADES</b>	Closed on 07/08/2025 excluding violations.	1,665	934,366.00
<b>BOP1A</b>	Closed on 07/08/2025 excluding violations.	545	197,831.00
<b>DUSTS</b>	Closed on 07/08/2025 excluding violations.	469	388,137.00
<b>PREMIUM FLOWERY</b>	Closed on 07/08/2025 excluding violations.	442	57,284.00
<b>TOTAL</b>		<b>10,912</b>	<b>5,195,301.00</b>

A total of 5,195,301.0 kgs are on offer at this sale of which 586,077.0 kgs, are reprints.

SALE NO: 34C  
1<sup>st</sup> & 2<sup>nd</sup>  
SEPTEMBER, 2025

EX. ESTATE &  
MAIN SALE  
Scheduled to close  
on 14/08/2025.

# COMMENTS

A quantity of 5.775 million kilos of tea was on offer at this week's auction. This was 0.268 million kilos higher than last week's quantity. Ex. Estate offerings which comprised 0.765 million kilos of teas was 0.024 million kilos higher than last week.

Quality was fairly similar to last week.

There was improved demand.

In the Ex estate catalogues a selection of Best BOP's met a firm to dearer market. Others sold around last levels. Select Best BOPF gained sharply. Others were dearer to a lesser extent. In the Below Best category, improved BOP/BOPF met a dearer market. Others were irregular. At the lower end of the market BOP/BOPF met a firm to dearer market.

Nuwara Eliya BOP and BOPF were irregular.

Seasonal quality Uva BOP's/ BOPF sold well following special inquiry. Others BOP/BOPF met a dearer market. Better Udupussellawa BOP/ BOPF met a dearer market. Others were firm to dearer.

There were hardly any offerings of high grown CTC BP1's. Select PF1's were firm. Others were irregular. Medium Grown BP1's were irregular. Select Best PF1's were firm. Others were irregular. Low grown BP1's were firm. PF1's were firm to dearer.

In the Low Grown leafy catalogues Well made OP1's met a lower market. Others were irregular. Well made OP's were firm. Cleaner Below Best and shorter varieties were irregular. Balance sold around last levels. OPA's sold around last levels.

In the Low Grown Semi leafy catalogues Well made BOP1's were firm. Below Best and bolder varieties were lower. Teas at the bottom sold around last levels. PEK/PEK1's met a dearer market.

In the Low Grown Small leaf catalogues Select Best FBOP's met a firm to lower market. Best and Below Best varieties were firm to dearer. Bolder varieties appreciated. Balance were lower. FBOPF1's sold around last levels. Very Tippy FBOPF's were firm to easier. Best and Below Best varieties sold around last levels. Balance were irregular.

In the Off Grades catalogues, Clean leaf Bright Liquoring fannings were firm. Others together with BM's and BOP1A's met a lower market. BP's were firm to dearer Low Grown fannings sold around last levels.

In the Dust catalogues, Select Best Primaries met a dearer market. Teas in the Best and Below Best categories where quality was maintained were dearer. Others were irregular. Clean Secondaries were dearer. Others and Low Grows sold around last levels.

# DETAILS OF TEA AWAITING SALES – 2025

## SALE NO – 32A 19<sup>TH</sup> & 20<sup>TH</sup> AUGUST, 2025

	LOTS	QUANTITY (KG)	REPRINTS
EX-ESTATE	770	741,670.00	
HIGH AND MEDIUM	1,116	706,541.00	
LOW LEAFY GRADE	1,992	785,075.00	
SEMI LEAFY GRADE	1,512	636,690.00	
TIPPY SMALL LEAF	2,046	969,570.00	
OFF GRADES & BOP1A	2,392	1190,883.00	
DUSTS	504	422,164.00	
PREMIUM FLOWERY	381	54,641.00	
<b>TOTAL</b>	<b>11,213</b>	<b>5,507,234.00</b>	438,081.00

**TOTAL NO OF PKGS** 148,346

**NO OF TOTAL CTC PKGS** 10,785

**TOTAL QUANTITY (KG)** 570,084

## SALE NO – 33B 26<sup>TH</sup> & 27<sup>TH</sup> AUGUST, 2025

	LOTS	QUANTITY (KG)	REPRINTS
	792	765,268.00	
	1,677	728,432.00	
	2,051	805,740.00	
	1,5942	683,161.00	
	2,031	952,653.00	
	2,515	1,302,598.00	
	568	485,408.00	
	399	52,748.00	
<b>TOTAL</b>	<b>11,627</b>	<b>5,775,708.00</b>	586,077.00

**TOTAL NO OF PKGS** 141,009

**NO OF TOTAL CTC PKGS** 10,400

**TOTAL QUANTITY (KG)** 547,168

# SALE NO 32A – 19<sup>TH</sup> & 20<sup>TH</sup> AUGUST, 2025

## ORDER OF SALE

### EX - ESTATE

**EASTERN BROKERS LTD.**

FORBES & WALKER TEA BROKERS (PVT) LTD.

JOHN KEELLS PLC.

CEYLON TEA BROKERS PLC.

LANKA COMMODITY BROKERS LTD.

ASIA SIYAKA COMMODITIES (PVT) LTD.

MERCANTILE PRODUCE BROKERS (PVT) LTD.

BARTLEET PRODUCE MARKETING (PVT) LTD.

### HIGH & MEDIUM

MERCANTILE PRODUCE BROKERS (PVT) LTD.

FORBES & WALKER TEA BROKERS (PVT) LTD.

BARTLEET PRODUCE MARKETING (PVT) LTD.

LANKA COMMODITY BROKERS LTD.

CEYLON TEA BROKERS PLC.

**EASTERN BROKERS LTD.**

JOHN KEELLS PLC.

ASIA SIYAKA COMMODITIES (PVT) LTD.

### LOW GROWN

MERCANTILE PRODUCE BROKERS (PVT) LTD.

ASIA SIYAKA COMMODITIES (PVT) LTD.

LANKA COMMODITY BROKERS LTD.

**EASTERN BROKERS LTD.**

JOHN KEELLS PLC.

BARTLEET PRODUCE MARKETING (PVT) LTD.

CEYLON TEA BROKERS PLC.

FORBES & WALKER TEA BROKERS (PVT) LTD.

**10% PAYMENT**

**22/08/2025**

**BUYERS' PROMPT**

**26/08/2025**

**SELLERS' PROMPT**

**27/08/2025**