

EASTERN BROKERS LIMITED

TEA MARKET REPORT



SALE NO – 34C

01ST & 02ND SEPTEMBER, 2025

ORDER OF SALE – 34C

EX-ESTATE

LANKA COMMODITY BROKERS LTD.

MERCANTILE PRODUCE BROKERS (PVT) LTD.

EASTERN BROKERS LTD.

CEYLON TEA BROKERS PLC.

FORBES & WALKER TEA BROKERS (PVT) LTD.

BARTLEET PRODUCE MARKETING (PVT) LTD.

ASIA SIYAKA COMMODITIES (PVT) LTD.

JOHN KEELLS PLC.

HIGH & MEDIUM

LANKA COMMODITY BROKERS LTD.

BARTLEET PRODUCE MARKETING (PVT) LTD.

FORBES & WALKER TEA BROKERS (PVT) LTD.

MERCANTILE PRODUCE BROKERS (PVT) LTD.

ASIA SIYAKA COMMODITIES (PVT) LTD.

JOHN KEELLS PLC.

EASTERN BROKERS LTD.

CEYLON TEA BROKERS PLC.

LOW GROWN

LANKA COMMODITY BROKERS LTD.

JOHN KEELLS PLC.

BARTLEET PRODUCE MARKETING (PVT) LTD.

CEYLON TEA BROKERS PLC.

FORBES & WALKER TEA BROKERS (PVT) LTD.

EASTERN BROKERS LTD.

MERCANTILE PRODUCE BROKERS (PVT) LTD.

ASIA SIYAKA COMMODITIES (PVT) LTD.

AUCTION QUANTITY DETAILS - 02ND SEPTEMBER, 2025

	LOTS	QUANTITY
EX-ESTATE	672	644,791.00
MAIN SALE - HIGH AND MEDIUM	1,381	575,134.00
MAIN SALE – LOW LEAFY GRADE	1,947	744,017.00
MAIN SALE – SEMI LEAFY GRADE	1,410	585,645.00
MAIN SALE – TIPPY SMALL LEAF	1,791	818,511.00
OFF GRADES & BOP1A	2,556	1,280,176
DUSTS	510	412,306.00
PREMIUM FLOWERY	352	44,608.00
TOTAL	10,619	5,105,188.00



MARKET DESCRIPTION

QUANTITY

10,619 lots totalling 5,105,188.00 kilos on offer.

QUALITY

Was fairly similar to last week. There were no Uva seasonal quality teas on offer.

DEMAND

Was Good.

WESTERNS

A range of Best BOP's appreciated by around Rs.50/- per kg and more. Others were irregular. Below Best sorts gained Rs.20/- to Rs.40/- per kg and more. Clean leaf plainer sorts were dearer by around Rs 50/- per kg. Others were dearer to lesser extent. Best BOPF gained Rs.20/- per kg to Rs 40/- kg. Below Best and plainer sorts were dearer to lesser extent. Best BOPF gained Rs. 20/- to Rs.40/- per kg. Below Best and plainer sorts were dearer and around Rs. 50/- per kg and more.

NUWARA ELIYAS

BOP/BOPF were mostly unsold.

UVA UDAPUSSELLAWA

There were no seasonal Uva quality teas on offer. Non seasonal BOP/BOPF sold around last levels. Udapussellawa BOP/BOPF gained Rs. 20/- per kg to Rs. 40/- per kg.

CTC

Hardly any offerings of high grown BP1's. PF1's were firm. Medium Grown BP1's were irregular. PF1's too were irregular with poorer sorts remaining unsold. Best Low Grown BP1's were firm. Others were irregular. PF1's sold around last levels.

MARKET DESCRIPTION

LOW GROWN LEAFY GRADES

OP1's were firm to little dearer. Well made OP's were easier. Balance appreciated. Select Best and Best OPA's were easier. Balance were firm to dearer.

LOW GROWN SEMI LEAF

Well made BOP1's were firm. Below Best sorts together with bolder varieties appreciated. Teas at the bottom maintained. Select Best PEK/PEK1's were easier. Best varieties were firm to dearer. Teas at the bottom were firm. Mixed/open varieties and small PEK1's were easier.

LOW GROWN TIPPY/SMALL LEAF

Select Best FBOP's were easier. Others sold around last levels. Select Best and Best FBOPF1's were firm. Others were easier. Very Tippy FBOPF's were firm. Others were lower.

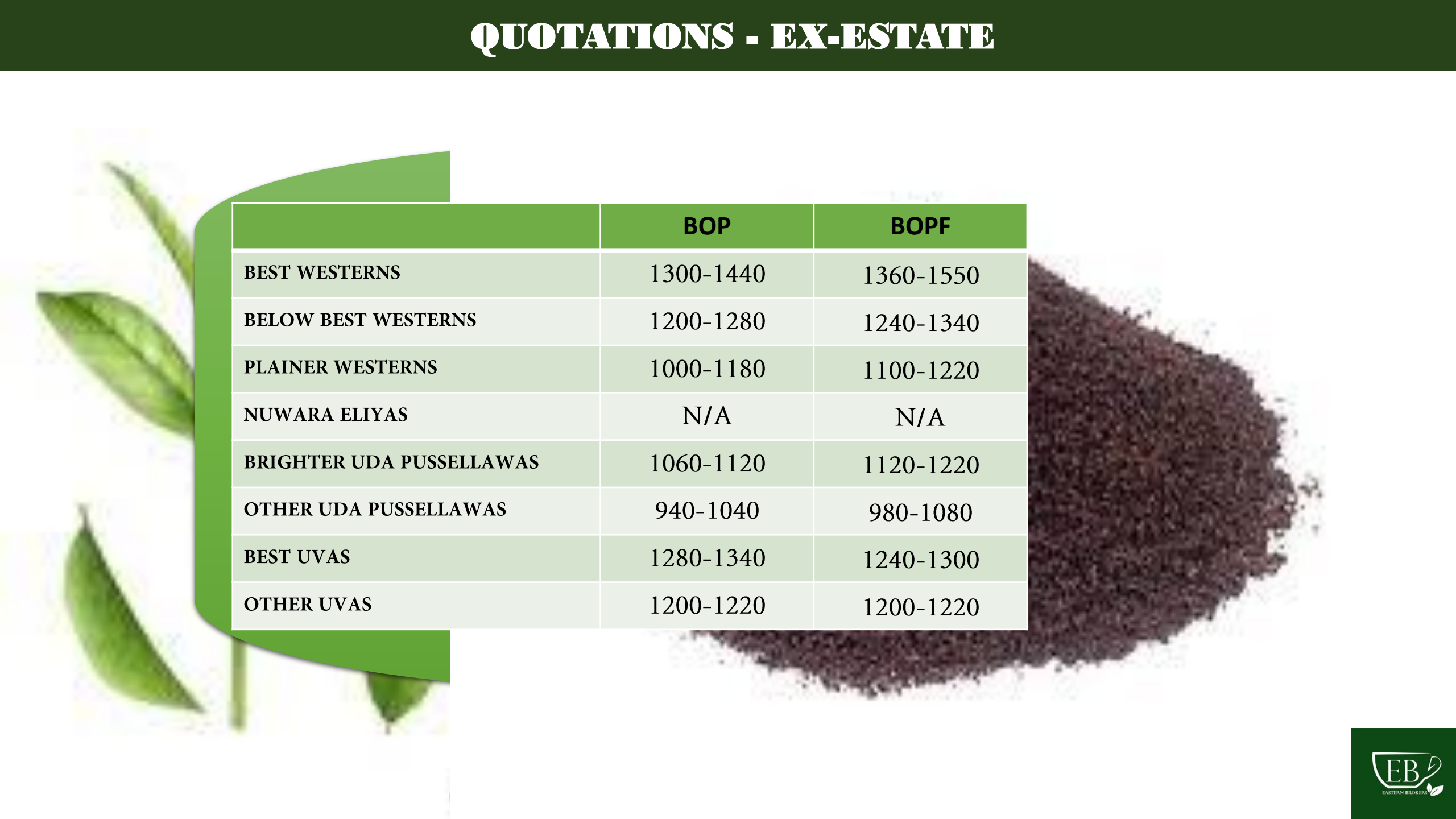
OFF GRADES

Clean leaf bright Liquoring fannings were firm to dearer by Rs.20/- to Rs.30/- per kg. Others held firm. Clean BM'S and BOP1A'S were firm. Others and BP'S were lower by Rs.10/- to 20/- per kg. Low Grown fanning sold around last levels.

DUSTS

Select Best Primaries gained Rs.40/- to Rs.60/- per kg. Below Best sorts were quality was maintained, gained Rs.20/- to Rs.40/- per kg. Others held firm. Clean Secondaries gained Rs.20/- to Rs.40/- per kg. Others were irregular. Low Growns were firm to around Rs.40/- per kg dearer.

QUOTATIONS - EX-ESTATE



	BOP	BOPF
BEST WESTERNS	1300-1440	1360-1550
BELOW BEST WESTERNS	1200-1280	1240-1340
PLAINER WESTERNS	1000-1180	1100-1220
NUWARA ELIYAS	N/A	N/A
BRIGHTER UDA PUSSELLAWAS	1060-1120	1120-1220
OTHER UDA PUSSELLAWAS	940-1040	980-1080
BEST UVAS	1280-1340	1240-1300
OTHER UVAS	1200-1220	1200-1220

QUOTATIONS - LOW GROWN

GRADE	SELECT BEST	BEST	BEST BELOW	OTHERS
BOP	1900-2300	1450-1500	1200-1300	900-1000
BOPF	1400-1600	950-1050	850-900	800-850
FBOPF/FBOPFSP	4300-5500	3600-4000	2400-2800	1000
FBOP	1800-2400	1500-1550	1250-1300	900-950
FBOP1	1800-1900	1400-1450	1200-1300	950-1000
FBOPF	1700-1800	1450-1550	1150-1200	900-950
FBOPF1	1600-1750	1400-1500	1280-1300	900-950
PEKOE	1600-2500	1480-1550	1280-1460	900-1260
PEK 1	1800-2850	1650-1750	1400-1600	1000-1380
OP	1440-1550	1380-1420	1240-1360	880-1220
OPA	1420-2000	1280-1400	1200-1260	880-1180
OP 1	2450-3100	2200-2400	1400-2150	900-1380
BOP 1	2400-2950	1850-2350	1200-1400	850-1180

QUOTATIONS - OFF GRADES & DUSTS


BEST WESTERNS
BELOW BEST WESTERNS
OTHERS
NUWARA ELIYAS
BEST UVA UDA PUSSELLAWA
BELOW BEST UVA UDA PUSSELLAWA
OTHERS
BEST MEDIUMS
OTHER MEDIUMS
C.T.C

FNGS 1/FNGS	BP	BM
1000-1200	950-1050	950-1000
950-980	850-940	850-940
800-880	750-800	720-840
900-950	900-1000	950-1000
800-850	800-880	850-940
700-780	700-780	700-840
850-950	1000-1100	900-980
700-800	800-950	750-850
700-950		

DUST 1
1400-1700
1250-1380
1000-1200
1150-1260
980-1120
850-980
750-850
500-600
880-1200


TOP PRICES OBTAINED AT THE SALE OF 02ND SEPTEMBER, 2025

WESTERN MEDIUM




ESTATE	BOP	BOPSP	BOPF	BOPFSP
HARANGALLA	1,900.00			
ANCOOMBRA		1,460.00		
VELLAI OYA			1,260.00	

WESTERN HIGH



ESTATE	BOP	BOPSP	BOPF	BOPFSP
NORWOOD	1,440.00			
MATTAKELLE		1,480.00		
ALTON			1,550.00	

UDA PUSSELLAWA



ESTATE	BOP	BOPSP	BOPF	BOPFSP
MAHA UVA HIGH FOREST	1,320.00			
MOOLOYA		960.00		
*LUCKLAND *KIRKLEES			1,220.00	


NUWARA ELIYA



ESTATE	BOP	BOPSP	BOPF	BOPFSP
KENMARE	840.00			

TOP PRICES OBTAINED AT THE SALE OF 02ND SEPTEMBER, 2025

UVA HIGH




ESTATE	BOP	BOPSP	BOPF	BOPFSP
NAYABEDDE	1,340.00			
RANAYA		1,440.00		
*CRAIG		1,360.00		
KELLIEBEDDE PITARATMALIE			1,240.00	

UVA MEDIUM

ESTATE	BOP	BOPSP	BOPF	BOPFSP
DEMODERA 'S'	1,480.00			
HELPEWATTA UVA		1,600.00		
DICKWELLA				1,460.00

LOW GROWN



ESTATE	BOP	BOPSP	BOPF	BOPFSP
NEW REKADAHENA MAHALIYADDA	2,350.00			
NEW SPRING VIEW		2,150.00		
KINGS BRU			1,900.00	
GANGANEE				1,750.00

TOP PRICES OBTAINED AT THE SALE OF 02ND SEPTEMBER, 2025

OTHERS	MARK	GRADE	PRICE
UDA PUSSELLAWA	*GAMPAHA	BOP1	1,320.00
	*GAMPAHA	OPA	1,240.00
	DELMAR	FBOP	1,340.00
	*GAMPAHA	FBOP	1,220.00
	DELMAR	OP1	1,380.00
	*GAMPAHA	OP1	1,280.00
	*LUCKLAND	DUST1	1,300.00
UVA HIGH	RANAYA	OP	1,280.00
	*AMPITTIKANDÉ	OP	1,260.00
	UVA HIGHLANDS	OP	1,260.00
	RANAYA	OPA	1,260.00
	*CRAIG	PEKOE1	1,850.00
	BATAWATTE	PEKOE1	1,850.00
	NEEDWOOD SUPER	PEKOE1	1,850.00
	RANAYA	PEKOE1	1,850.00
	AISLABY	PEKOE1	1,850.00

CTC

HIGH GROWN	PF1	BP1	BPS
DUNSINANE CTC	1,180.00		

MEDIUM GROWN	PF1	BP1	BPS
STRATHDON CTC	1,180.00		
DELTA CTC		920.00	
PARK SIDE CTC			550.00

LOW GROWN	PF1	BP1	BPS
KALUBOWITIYANA CTC	1,460.00		
HINGALGODA CTC	1,460.00		
CECILIAN CTC		1,420.00	
ROSS FELD CTC			630.00



* TEAS SOLD BY EASTERN BROKERS LTD.

+ EQUAL ALL TIME AUCTION RECORD PRICE.

++ AN ALL-TIME AUCTION RECORD PRICE.

CROP & WEATHER FOR THE PERIOD – 27TH AUGUST TO 01ST SEPTEMBER 2025.

WESTERN / NUWARA ELIYA REGIONS

Bright mornings and evening showers were reported in the Western and Nuwara Eliya regions throughout the week. According to the Department of Meteorology, sporadic showers are expected in both regions in the week ahead.

UVA/UDAPUSSELLAWA REGIONS

The Uva and Uda Pussellawa regions reported sunny weather throughout the week. The Department of Meteorology expects showers in both regions in the week ahead.

LOW GROWN

Bright weather and occasional showers were reported in the Low Grown Region throughout the week. Rain is expected in the Low Grown Region in the week ahead according to the Department of Meteorology.

CROP INTAKE

The Western and Nuwara Eliya regions maintained the crop intake, whilst the Uva, Uda Pussellawa and Low Grown regions reported an increase.

SALE AVERAGES OF 27/08/2025

	WEEK (RS. PER KG)		TO DATE (RS.PER KG)	
	2025 GROSS	2024 GROSS	2025 GROSS	2024 GROSS
ORTHODOX				
UVA HIGH	1,074.95	1,161.96	1,046.17	1,113.84
WESTERN HIGH	1,184.34	1,187.46	1,113.94	1,214.80
UVA MEDIUM	1,098.43	1,096.69	1,071.05	1,140.82
WESTERN MEDIUM	1,055.90	1,036.26	1,026.73	1,102.02
LOW GROWN	1,314.25	1,304.65	1,260.54	1,380.88
	2025 GROSS	2024 GROSS	2025 GROSS	2024 GROSS
	2025 GROSS	2024 GROSS	2025 GROSS	2024 GROSS
CTC				
UVA HIGH	1,105.42	1,087.69	1,128.16	1,158.08
WESTERN HIGH	1,099.21	982.34	1,057.43	1,088.87
WESTERN MEDIUM	927.54	949.03	940.02	978.34
LOW GROWN	976.92	948.61	980.03	1,002.99

SALE AVERAGES OF 27/08/2025

COMBINED (ORTHODOX & CTC)	WEEK (RS. PER KG)		TO DATE (RS.PER KG)	
	2025 GROSS	2024 GROSS	2025 GROSS	2024 GROSS
UVA HIGH	1,078.53	1,155.32	1,038.76	1,114.09
WESTERN HIGH	1,159.31	1,163.53	1,093.72	1,192.96
HIGH GROWN – TOTAL	1,128.35	1,160.69	1,075.71	1,167.57
UVA MEDIUM	1,097.71	1,095.60	1,068.68	1,144.57
WESTERN MEDIUM	1,015.67	1,012.61	1,004.38	1,070.98
MED. GROWN – TOTAL	1,039.68	1,038.77	1,025.62	1,096.09
LOW GROWN – TOTAL	1,289.61	1,280.84	1,245.12	1,356.55
TOTAL	1,221.77	1,212.16	1,172.55	1,271.55
CTC TOTAL	987.14	957.17	983.33	1,017.85

QUANTITY SOLD 25TH TO 30TH AUGUST, 2025

WEEK (KG)

TO DATE (KG)

	2025 GROSS	2024 GROSS	2025 GROSS	2024 GROSS
PUBLIC AUCTION	4,541,661.00	5,030,855.00	166,249,998.50	158,312,296.00
PRIVATE SALE	165,981.00	82,693.50	7,111,185.26	4,186,795.50
FORWARD CONTRACTS	20,000.00	96,180.00	1,615,231.00	1,433,250.00
DIRECT SALES	0.00	0.00	0.00	0.00
BIO/GREEN TEA	63,975.00	25,871.00	1,797,255.61	1,544,935.00
BMF – (EXCLUDED FROM PRIVATE SALE)	11,200.00	57,000.00	1,263,511.50	1,459,494.00

WORLD TEA PRODUCTION

COUNTRY	MONTH			TOTAL UPTO			(+)INC/ (-) DE
		2025 (KG)	2024 (KG)		2025 (KG)	2024 (KG)	
SRI LANKA	JULY	21.36	22.89	JULY	157.12	150.49	+ 6.63
BANGLADESH	APRIL	2.33	4.88	APRIL	3.95	6.69	- 2.74
NORTH INDIA	MAY	104.37	79.24	MAY	240.29	192.18	+ 48.11
SOUTH INDIA	MAY	26.23	13.92	MAY	95.93	75.18	+20.75
KENYA	APRIL	51.78	53.85	APRIL	188.69	222.61	- 33.92

SALE NO 36B – 16TH & 17TH SEPTEMBER, 2025

EX-ESTATE	Closed on 28/08/2025 excluding violations.	LOTS	QUANTITY (KG)	<p>A total of 5,082,669.0 kgs are on offer at this sale of which 368,812.0 kgs, are reprints.</p> <p>SALE NO: 37C 23RD & 24TH SEPTEMBER, 2025</p> <p>EX. ESTATE & MAIN SALE Scheduled to close on 04/ 09/2025.</p>
HIGH & MEDIUM	Closed on 28/08/2025 excluding violations.	705	652,564.00	
LEAFY GRADES	Closed on 28/08/2025 excluding violations.	1,375	580,731.00	
SEMI LEAFY	Closed on 28/08/2025 excluding violations.	1,877	700,732.00	
TIPPY SMALL LEAF	Closed on 28/08/2025 excluding violations.	1,473	609,841.00	
OFF GRADES	Closed on 28/08/2025 excluding violations.	1,863	862,383.00	
BOP1A	Closed on 28/08/2025 excluding violations.	1,751	976,041.00	
DUSTS	Closed on 28/08/2025 excluding violations.	565	203,144.00	
PREMIUM FLOWERY	Closed on 28/08/2025 excluding violations.	538	443,392.00	
		415	53,841.00	
TOTAL		10,562	5,082,669.00	

COMMENTS

A quantity of 5.105 million kilos of tea was on offer at this week's auction. This was 0.09 million kilos lower than last week's quantity. Ex. Estate offerings which comprised 0.644 million kilos of teas was 0.062 million kilos lower than last week.

Quality was fairly similar to last week. There were no Uva seasonal quality teas on offer.

There was good demand.

In the Ex estate catalogues a range of Best BOP's met a dearer market. Others were irregular. Below Best and poorer sorts appreciated. All BOPF met a dearer market.

Nuwara Eliya BOP and BOPF were mostly unsold.

There were no seasonal quality Uva teas on offer. Non seasonal BOP's and BOPF sold around last levels. Udupussellawa BOP's and BOPF were dearer.

There were hardly any offerings of high grown BP1's. PF1's were firm. Medium Grown BP1's were irregular. PF1's too were irregular with poorer sorts remaining unsold. Best Low grown BP1's were firm. Others were irregular. PF1's sold around last levels.

In the Low Grown leafy catalogues OP1's met a firm to dearer market. Well made OP's were lower. Others were dearer. Select Best and Best OPA's were lower. Others were firm to dearer.

In the Low Grown Semi leafy catalogues well made BOP1's were firm. Below Best sorts together with bolder varieties were dearer. Teas at the bottom were firm. Select Best PEK/PEK1's met a lower market. Best varieties were firm to dearer. Teas at the bottom were firm. Mixed/ open varieties and small PEK1's were lower.

In the Low Grown Small leaf catalogues Select Best FBOP's met a lower market. Others sold around last levels. Select Best and Best FBOPF1's were firm. Others were easier. Very Tippy FBOPF's were firm. Others were lower.

In the Off Grades catalogues clean leaf bright liquoring fannings met a firm to dearer market. Others were firm. Clean BM'S and BOP1A'S were firm. Others and BP'S were lower. Low Grown fannings sold around last levels.

In the Dust catalogues, Better primaries met a dearer market. Others were firm. Clean secondaries were dearer. Others were irregular. Low Grown met a dearer market.

DETAILS OF TEA AWAITING SALES – 2025

SALE NO – 35A 09TH & 10TH SEPTEMBER, 2025

EX-ESTATE
HIGH AND MEDIUM
LOW LEAFY GRADE
SEMI LEAFY GRADE
TIPPY SMALL LEAF
OFF GRADES & BOP1A
DUSTS
PREMIUM FLOWERY
TOTAL

LOTS	QUANTITY (KG)	REPRINTS
697	651,675.00	
1,506	646,734.00	
1,981	744,364.00	
1,544	642,756.00	
1,906	879,740.00	
2,276	1,146,630.00	
492	424,046.00	
361	47,666.00	
10,763	5,183,611.00	416,833.00

TOTAL NO OF PKGS

140,372

NO OF TOTAL CTC PKGS

10,410

TOTAL QUANTITY (KG)

550,301

SALE NO – 36B 16TH & 17TH SEPTEMBER, 2025

LOTS	QUANTITY (KG)	REPRINTS
705	652,564.00	
1,375	580,731.00	
1,877	700,732.00	
1,473	609,841.00	
1,863	862,383.00	
2,316	1,179,185.00	
538	443,392.00	
415	53,841.00	
10,562	5,082,669.00	368,812.00

TOTAL NO OF PKGS

136,285

NO OF TOTAL CTC PKGS

9,687

TOTAL QUANTITY (KG)

513,959

SALE NO 35A – 09TH & 10TH SEPTEMBER, 2025

ORDER OF SALE

EX - ESTATE

MERCANTILE PRODUCE BROKERS (PVT) LTD.

EASTERN BROKERS LTD.

CEYLON TEA BROKERS PLC.

FORBES & WALKER TEA BROKERS (PVT) LTD.

BARTLEET PRODUCE MARKETING (PVT) LTD.

ASIA SIYAKA COMMODITIES (PVT) LTD.

JOHN KEELLS PLC.

LANKA COMMODITY BROKERS LTD.

HIGH & MEDIUM

BARTLEET PRODUCE MARKETING (PVT) LTD.

FORBES & WALKER TEA BROKERS (PVT) LTD.

MERCANTILE PRODUCE BROKERS (PVT) LTD.

ASIA SIYAKA COMMODITIES (PVT) LTD.

JOHN KEELLS PLC.

EASTERN BROKERS LTD.

CEYLON TEA BROKERS PLC.

LANKA COMMODITY BROKERS LTD.

LOW GROWN

JOHN KEELLS PLC.

BARTLEET PRODUCE MARKETING (PVT) LTD.

CEYLON TEA BROKERS PLC.

FORBES & WALKER TEA BROKERS (PVT) LTD.

EASTERN BROKERS LTD.

MERCANTILE PRODUCE BROKERS (PVT) LTD.

ASIA SIYAKA COMMODITIES (PVT) LTD.

LANKA COMMODITY BROKERS LTD.

10% PAYMENT

12/09/2025

BUYERS' PROMPT

16/09/2025

SELLERS' PROMPT

17/09/2025

NATIONAL AVERAGES REPORT – AUGUST 2025

Elevation	MONTH		TODATE	
	QUANTITY - KG	AVERAGE - RS. / KG	QUANTITY - KG	AVERAGE - RS. / KG
Orthodox				
UVA-HIGH	1,284,300	1,104.46	11,209,620	1,043.45
WESTERN-HIGH	2,011,789	1,154.34	21,274,702	1,111.25
UVA-MEDIUM	986,134	1,077.02	10,021,510	1,069.87
WESTERN-MEDIUM	1,594,307	1,041.09	14,912,663	1,038.12
LOW	11,348,860	1,289.72	96,700,520	1,263.45
Total	17,225,390	1,224.91	154,119,014	1,192.06
CTC				
UVA-HIGH	116,440	1,111.14	649,164	1,127.27
WESTERN-HIGH	380,437	1,066.59	2,724,735	1,059.74
WESTERN-MEDIUM	719,145	933.78	6,284,146	937.85
LOW	968,420	979.08	8,280,450	978.73
Total	2,184,442	986.45	17,938,495	982.09
OTH/CTC				
UVA-HIGH	1,400,740	1,105.01	11,858,784	1,048.04
WESTERN-HIGH	2,392,226	1,140.39	23,999,437	1,105.40
UVA-MEDIUM	986,134	1,077.02	10,021,510	1,069.87
WESTERN-MEDIUM	2,313,452	1,007.73	21,196,809	1,008.39
LOW	12,317,280	1,265.30	104,980,970	1,240.99
Total	19,409,832	1,198.07	172,057,509	1,170.16
GREEN				
UVA-HIGH	47,476	1,269.15	359,759	1,233.92
WESTERN-HIGH	56,664	1,300.30	541,054	1,321.77
UVA-MEDIUM	29,825	1,279.85	224,833	1,323.70
WESTERN-MEDIUM	36,536	1,260.78	353,929	1,223.77
LOW	2,767	1,816.78	7,595	2,082.12
Total	173,268	1,288.16	1,487,169	1,281.37



NATIONAL AVERAGES REPORT – AUGUST 2025

Elevation	MONTH		TODATE	
	QUANTITY - KG	AVERAGE - RS. / KG	QUANTITY - KG	AVERAGE - RS. / KG
ORGANIC TEAS				
UVA-HIGH	11,906	2,258.30	127,726	1,750.92
WESTERN-HIGH	0	0.00	12,552	1,236.42
WESTERN-MEDIUM	47,462	2,029.31	138,169	1,876.47
LOW	0	0.00	6,501	3,029.57
Total	59,368	2,075.23	284,947	1,818.31
Special Tea				
UVA-HIGH	35	27,642.86	28,327	1,515.84
WESTERN-HIGH	428	22,088.89	4,026	19,988.87
UVA-MEDIUM	69	16,905.80	339	23,132.94
WESTERN-MEDIUM	3,558	1,444.28	48,841	1,850.08
LOW	2,635	4,931.07	17,134	5,220.79
Others	0	0.00	10	300.00
Total	6,725	4,418.04	98,878	3,152.25
Black Tea sales from refuse tea processing centres				
UVA-HIGH	54,379	687.67	504,284	671.99
WESTERN-HIGH	209,948	631.29	1,545,616	693.61
UVA-MEDIUM	13,073	708.66	92,915	767.16
WESTERN-MEDIUM	59,291	668.91	640,701	713.31
LOW	303,981	673.58	2,684,956	718.96
Others	125,633	1,950.27	1,225,050	2,207.87
Total	766,305	680.48	6,893,522	716.86
Composite National Averages				
Other	4,601	634.34	21,890	692.03
High Grown	4,173,801	1,106.20	38,981,562	1,074.61
Medium Grown	3,592,397	1,029.10	33,752,981	1,022.06
Low Grown	12,644,698	1,251.09	107,865,391	1,228.04
All Tea Average	20,416,487	1,182.27	180,821,823	1,168.37