

EASTERN BROKERS LIMITED

TEA MARKET REPORT



SALE NO – 47A

08TH & 09TH DECEMBER, 2025

ORDER OF SALE – 47A

EX-ESTATE

MERCANTILE PRODUCE BROKERS (PVT) LTD.

EASTERN BROKERS LTD.

ASIA SIYAKA COMMODITIES (PVT) LTD.

FORBES & WALKER TEA BROKERS (PVT) LTD.

LANKA COMMODITY BROKERS LTD.

CEYLON TEA BROKERS PLC.

BARTLEET PRODUCE MARKETING (PVT) LTD.

JOHN KEELLS PLC.

HIGH & MEDIUM

MERCANTILE PRODUCE BROKERS (PVT) LTD.

FORBES & WALKER TEA BROKERS (PVT) LTD.

BARTLEET PRODUCE MARKETING (PVT) LTD.

LANKA COMMODITY BROKERS LTD.

CEYLON TEA BROKERS PLC.

EASTERN BROKERS LTD.

JOHN KEELLS PLC.

ASIA SIYAKA COMMODITIES (PVT) LTD.

LOW GROWN

JOHN KEELLS PLC.

ASIA SIYAKA COMMODITIES (PVT) LTD.

LANKA COMMODITY BROKERS LTD.

MERCANTILE PRODUCE BROKERS (PVT) LTD.

EASTERN BROKERS LTD.

FORBES & WALKER TEA BROKERS (PVT) LTD.

BARTLEET PRODUCE MARKETING (PVT) LTD.

CEYLON TEA BROKERS PLC.

AUCTION QUANTITY DETAILS - 09TH DECEMBER, 2025

	LOTS	QUANTITY
EX-ESTATE	751	713,458.00
MAIN SALE - HIGH AND MEDIUM	1,440	616,923.00
MAIN SALE – LOW LEAFY GRADE	1,983	756,716.00
MAIN SALE – SEMI LEAFY GRADE	1,527	634,565.00
MAIN SALE – TIPPY SMALL LEAF	1,840	842,603.00
OFF GRADES & BOP1A	2,411	1,221,160.00
DUSTS	521	436,501.00
PREMIUM FLOWERY	312	41,806.00
TOTAL	10,785	5,263,732.00



MARKET DESCRIPTION

QUANTITY

10,785 lots totalling 5,263,732.0 kilos on offer.

QUALITY

Fairly similar to last week.

DEMAND

Was good.

WESTERNS

Best BOP's where quality was maintained, gained Rs.20/- to Rs40/- per kg. Others sold around last levels. In the Below Best category, teas in the higher price bracket gained around Rs.20/- per kg. Others together with plainer sorts gained further. High Priced BOPF were easier. Others gained around Rs.50/- per kg. In the Below Best category, teas in the higher price bracket gained Rs.20/- to Rs40/- per kg. Others together with the teas at the lower end of the market were firm to around Rs.20/- per kg dearer.

NUWARA ELIYAS

BOP/BOPF were firm to little dearer.

UVA UDAPUSSELLAWA

Uva BOP's sold around last levels. Udapussellawa BOP's gained around Rs.50/- per kg. BOPF were firm to Rs.20/- to 40/- per kg dearer.

CTC

Hardly any offerings of High Grown BP1's. PF1's were firm. Medium Grown BP1's were irregular. PF1's sold around last levels. Hardly any offerings of Low Grown BP1's. PF1's declined Rs.20/- to Rs.40/- per kg.

MARKET DESCRIPTION

LOW GROWN LEAFY GRADES

OP1's and OP's were irregularly dearer. High Priced OPA's were irregular. Others were firm to little dearer.

LOW GROWN SEMI LEAF

Select Best BOP1's were firm. Balance were firm to dearer. Select Best PEK's were dearer. Balance and the PEK1's were firm.

LOW GROWN TIPPY/SMALL LEAF

Well made FBOP's were firm to dearer. Others sold around last levels. FBOPF1's in general were dearer. Better FBOPF's were dearer. Others were firm.

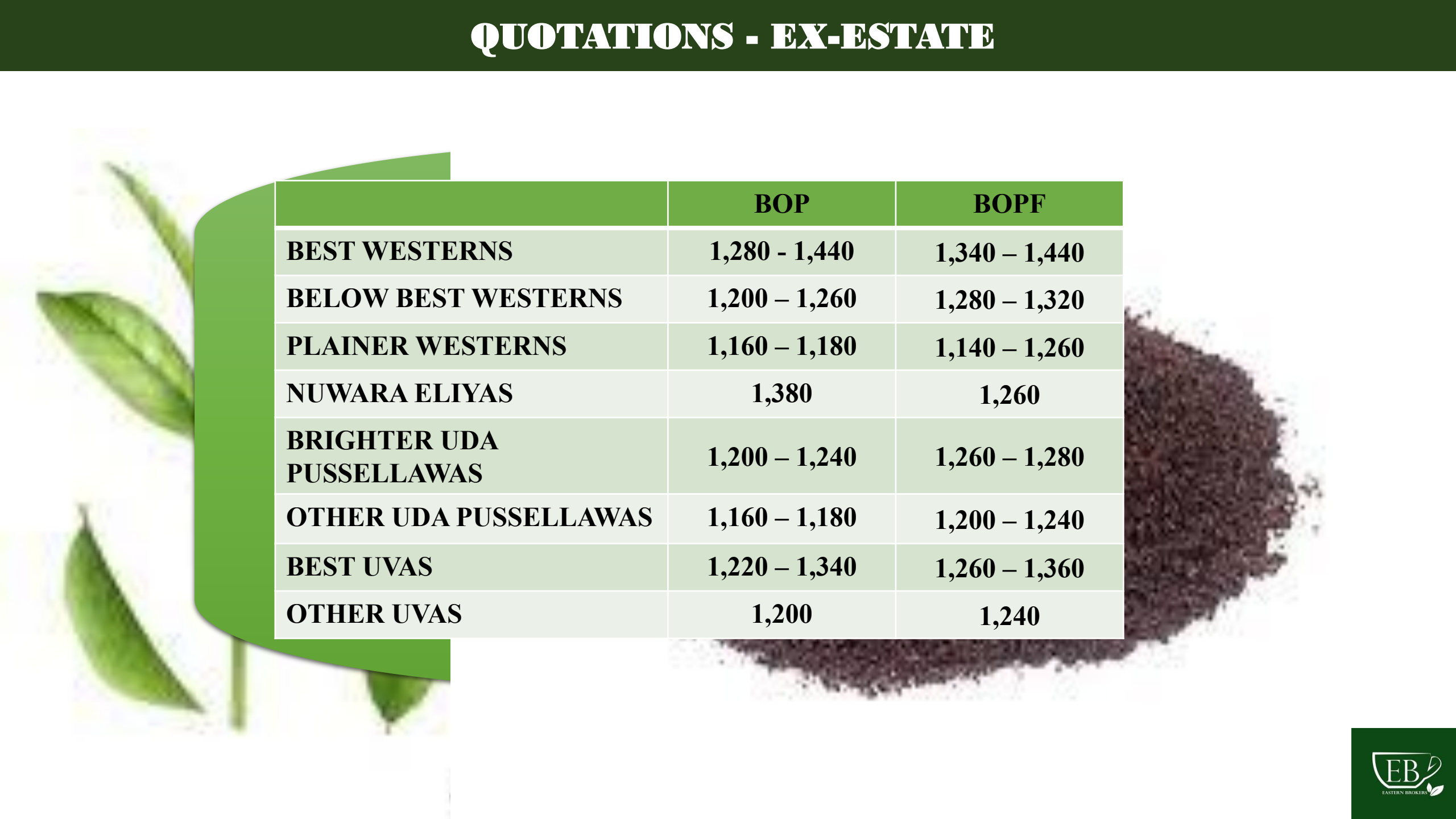
OFF GRADES

Liquoring fannings, were firm to dearer by Rs.20/- to Rs.30/- per kg. Clean BM's and BOP1A's were firm. Others were lower by Rs.10/- to Rs.20/- per kg. BP's sold around last levels. Low Grown fannings were firm to dearer by Rs.10/- to Rs.20/- per kg.

DUSTS

Select Best Primaries gained Rs.60/- to Rs.80/- per kg. Best and Below Best sorts where quality was maintained gained Rs.40/- to Rs.60/- per kg. Others gained to a lesser extent. Clean Secondaries were around Rs.40/- per kg dearer and more. Others held firm. Low Grown's gained Rs.20/- to Rs.40/- per kg.

QUOTATIONS - EX-ESTATE



	BOP	BOPF
BEST WESTERNS	1,280 - 1,440	1,340 – 1,440
BELOW BEST WESTERNS	1,200 – 1,260	1,280 – 1,320
PLAINER WESTERNS	1,160 – 1,180	1,140 – 1,260
NUWARA ELIYAS	1,380	1,260
BRIGHTER UDA PUSSELLAWAS	1,200 – 1,240	1,260 – 1,280
OTHER UDA PUSSELLAWAS	1,160 – 1,180	1,200 – 1,240
BEST UVAS	1,220 – 1,340	1,260 – 1,360
OTHER UVAS	1,200	1,240

QUOTATIONS - LOW GROWN

GRADE	SELECT BEST	BEST	BEST BELOW	OTHERS
BOP	1950-2300	1500-1550	1250-1300	900-1000
BOPF	1450-1700	950-1000	850-900	800-850
FBOPF/FBOPFSP	5200-6200	3500-4400	2700-3000	1000-1100
FBOP	1900-2600	1550-1600	1300-1350	950-1000
FBOP1	1800-2000	1450-1500	1250-1300	950-1000
FBOPF	1700-2000	1450-1550	1250-1300	900-950
FBOPF1	1650-1800	1500-1550	1300-1350	1000-1100
PEKOE	1480-2700	1360-1480	1260-1340	850-1240
PEK 1	1850-2400	1600-1800	1300-1500	900-1280
OP	1500-1850	1420-1480	1280-1400	900-1260
OPA	1480-1700	1340-1460	1240-1320	900-1220
OP 1	2850-3600	2550-2800	1600-2500	900-1500
BOP 1	2350-3000	1750-2250	1320-1550	900-1240

QUOTATIONS - OFF GRADES & DUSTS

BEST WESTERNS
BELOW BEST WESTERNS
OTHERS
NUWARA ELIYAS
BEST UVA UDA PUSSELLAWA
BELOW BEST UVA UDA PUSSELLAWA
OTHERS
BEST MEDIUMS
OTHER MEDIUMS
C.T.C

FNGS 1/FNGS	BP	BM
1100-1250	950-1050	950-1000
1000-1050	850-940	850-940
850-950	750-800	720-840
950-1000	900-1000	950-1000
850-900	800-880	850-940
750-850	700-780	700-840
900-980	1000-1100	900-980
750-850	800-950	750-850
700-950		

DUST 1
1400-1700
1250-1380
1000-1200
1150-1260
980-1120
850-980
750-850
500-600
880-1200


TOP PRICES OBTAINED AT THE SALE OF 09TH DECEMBER, 2025

WESTERN MEDIUM



ESTATE	BOP	BOPSP	BOPF	BOPFSP
HATALE	2,050.00			
ANCOOMBRA		1,550.00		
VELLAI OYA			1,320.00	

WESTERN HIGH




ESTATE	BOP	BOPSP	BOPF	BOPFSP
WATTAGODDE	1,440.00			
INGESTRE		1,480.00		
ROBGILL			1,440.00	

NUWARA ELIYA



ESTATE	BOP	BOPSP	BOPF	BOPFSP
MAHAGASTOTTE	1,380.00		1,260.00	
KENMARE		980.00		

UDA PUSSALLAWA



ESTATE	BOP	BOPSP	BOPF	BOPFSP
*KIRKLEES	1,240.00	1,200.00		
*LUCKYLAND		1,200.00	1,300.00 1,280.00	
*KIRKLEES			1,280.00	
MOOLOYA			1,280.00	

TOP PRICES OBTAINED AT THE SALE OF 09TH DECEMBER, 2025

UVA HIGH

ESTATE	BOP	BOPSP	BOPF	BOPFSP
BANDARAEIYA	1,340.00		1,280.00	
AISLABY		1,650.00		
NAYABEDDE PITARATMALIE			1,280.00	

LOW GROWN

ESTATE	BOP	BOPSP	BOPF	BOPFSP
GREEN LANKA	2,600.00			
ELAINE SUPER		2,550.00		
PARAKADUWA SUPER			1,950.00	
HPP TEA				2,400.00

UVA MEDIUM

ESTATE	BOP	BOPSP	BOPF	BOPFSP
DEMODERA 'S'	1,650.00			
HELPEWATTA UVA		1,600.00		
*HINDAGALA		1,550.00		
DICKWELLA				1,650.00

TOP PRICES OBTAINED AT THE SALE OF 09TH DECEMBER, 2025

OTHERS	MARK	GRADE	PRICE
UVA MEDIUM	SARNIA PLAIDERIE	FBOPF1	1,550.00
	TELBEDDE	FBOPF1	1,550.00
	ROSELAND UVA	FBOPF1	1,550.00
	*HINDAGALA	FBOPF1	1,500.00
	PINNAWELA	FBOPF1	1,500.00
	ARUNA PASSARA	FBOPF1	1,500.00
	UVA TENNE	FBOPF1	1,500.00
	URY	FBOPF1	1,500.00
	SARNIA PLAIDERIE	FBOPF1	1,500.00
	ARUNA KEPPETIPOLA	FBOPF1	1,500.00
	TELEBEDDE	FBOPF1	1,500.00
UDA PUSSELLAWA	*LUCKYLAND	DUST 1	1,280.00

CTC

HIGH GROWN	PF1	BP1	BPS
DUNSINANE CTC	1,160.00		

MEDIUM GROWN	PF1	BP1	BPS
CAROLINE CTC	1,220.00		
DELTA CTC		1,120.00	

LOW GROWN	PF1	BP1	BPS
HINGALGODA CTC	1,440.00		
CECILIAN CTC		1,460.00	



*** TEAS SOLD BY EASTERN BROKERS LTD.**

+ EQUAL ALL TIME AUCTION RECORD PRICE.

++ AN ALL-TIME AUCTION RECORD PRICE.

CROP & WEATHER FOR THE PERIOD – 26TH NOVEMBER TO 09TH DECEMBER 2025.

WESTERN / NUWARA ELIYA REGIONS

The Western and Nuwara Eliya regions reported heavy rain throughout the week. The Department of Meteorology expects bright mornings and heavy evening showers in both regions in the week ahead.

UVA/UDAPUSSELLAWA REGIONS

The Uva and Uda Pussellawa regions reported bright mornings and evening showers throughout the week. Misty conditions are expected in both regions in the week ahead according to the Department of Meteorology.

LOW GROWN

The Low Grown Region reported rain throughout the week. According to the Department of Meteorology, intermittent bright mornings and evening showers are expected in the Low Grown Region in the week ahead.

CROP INTAKE

All regions reported a decrease in the crop intake.

SALE AVERAGES OF 26/11/2025

ORTHODOX
Uva High
Western High
Uva Medium
Western Medium
Low Grown

WEEK (RS. PER KG)	
2025 GROSS	2024 GROSS
1,096.46	1,044.23
1,237.41	1,162.30
1,117.83	1,055.25
1,048.05	985.57
1,313.81	1,241.23

TO DATE (RS.PER KG)	
2025 GROSS	2024 GROSS
1,050.53	1,099.95
1,142.45	1,208.19
1,071.97	1,121.73
1,031.20	1,079.24
1,266.66	1,350.80

CTC
Uva High
Western High
Western Medium
Low Grown

2025 GROSS	2024 GROSS
1,086.47	1,064.43
1,158.46	1,068.88
978.95	897.55
983.74	858.19

2025 GROSS	2024 GROSS
1,122.18	1,124.88
1,077.85	1,079.71
946.63	965.96
979.70	986.75

SALE AVERAGES OF 26/11/2025

COMBINED (ORTHODOX & CTC)	WEEK (RS. PER KG)		TO DATE (RS.PER KG)	
	2025 GROSS	2024 GROSS	2025 GROSS	2024 GROSS
Uva High	1,092.93	1,020.09	1,044.43	1,099.97
Western High	1,211.17	1,131.92	1,123.05	1,186.02
High Grown – Total	1,174.97	1,102.11	1,097.83	1,158.31
Uva Medium	1,116.91	1,054.53	1,069.67	1,124.52
Western Medium	1,022.30	967.94	1,006.89	1,052.38
Med. Grown – Total	1,049.13	976.71	1,007.22	1,050.41
Low Grown – Total	1,285.22	992.63	1,026.75	1,074.92
Total	1,233.85	1,161.82	1,181.20	1,249.75
CTC Total	1,010.84	909.64	988.41	1,002.15

QUANTITY SOLD 20TH TO 26TH NOVEMBER, 2025

WEEK (KG)

TO DATE (KG)

	2025 GROSS	2024 GROSS	2025 GROSS	2024 GROSS
PUBLIC AUCTION	4,868,461.00	4,970,232.00	224,754,260.50	220,392,490.00
PRIVATE SALE	303,380.00	215,272.00	9,858,706.26	5,990,641.95
FORWARD CONTRACTS	46,410.00	73,300.00	2,219,339.00	2,321,156.00
DIRECT SALES	0.00	0.00	0.00	0.00
BIO/GREEN TEA	57,058.00	88,885.00	2,420,917.11	2,096,796.00
BMF – (EXCLUDED FROM PRIVATE SALE)	43,330.00	42,120.00	1,781,635.50	1,996,824.00

WORLD TEA PRODUCTION

COUNTRY	MONTH			TOTAL UPTO			(+)INC/ (-) DE
		2025 (KG)	2024 (KG)		2025 (KG)	2024 (KG)	
SRI LANKA	OCTOBER	21.78	21.15	OCTOBERR	220.97	217.65	+ 3.32
BANGLADESH	APRIL	2.33	4.88	APRIL	3.95	6.69	- 2.74
NORTH INDIA	MAY	104.37	79.24	MAY	240.29	192.18	+ 48.11
SOUTH INDIA	MAY	26.23	13.92	MAY	95.93	75.18	+20.75
KENYA	APRIL	51.78	53.85	APRIL	188.69	222.61	- 33.92

SALE NO 49C – 22ND & 23RD DECEMBER, 2025

		LOTS	QUANTITY (KG)	
EX-ESTATE	Closed on 28/11/2025 excluding violations.	796	795,702.00	A total of 5,765,763.0 kgs are on offer at this sale of which 489,352.0 kgs, are reprints.
HIGH & MEDIUM	Closed on 28/11/2025 excluding violations.	1,588	735,552.00	
LEAFY GRADES	Closed on 28/11/2025 excluding violations.	2,216	857,656.00	
SEMI LEAFY	Closed on 28/11/2025 excluding violations.	1,584	656,569.00	
TIPPY SMALL LEAF	Closed on 28/11/2025 excluding violations.	2,022	931,649.00	SALE NO: 50A 30 TH DECEMBER, 2025 EX - ESTATE & MAIN SALE Scheduled to close on 08/12/2025.
OFF GRADES	Closed on 28/11/2025 excluding violations.	1,820	1,023,728.00	
BOP1A	Closed on 28/11/2025 excluding violations.	608	231,572.00	
DUSTS	Closed on 28/11/2025 excluding violations.	536	480,109.00	
PREMIUM FLOWERY	Closed on 28/11/2025 excluding violations.	406	53,226.00	
	TOTAL	11,576	5,765,763.00	

COMMENTS

A quantity of 5.263 million kilos of tea was on offer at this week's auction. This was 0.499 million kilos lower than last week's quantity. Ex. Estate offerings which comprised 0.713 million kilos of teas was 0.04 million kilos lower than last week.

Quality was fairly similar to last week.

There was Good demand.

In the Ex estate catalogues, Best Western BOP's where quality was maintained, met a dearer market. Others sold around last levels. Below Best and plainer sorts were dearer. High Priced BOPF met a lower market. Others in the Best category and the higher price bracket teas in the Below Best category were dearer. Others and the plainer sorts were firm to dearer.

Nuwara Eliya BOP's and BOPF met a firm to dearer market.

Uva BOP's sold around last levels. Udupussellawa BOP's were dearer. BOPF were firm to dearer.

There were hardly any offerings of High Grown BP1's. PF1's were firm. Medium Grown BP1's were irregular. PF1's sold around last levels. There were hardly any offerings of Low Grown BP1's. PF1's met a lower market.

In the Low Grown leafy catalogues, OP1's and OP's met a dearer market. High Priced OPA's were irregular. Others were firm to dearer.

In the Low Grown Semi leafy catalogues, Select Best BOP1's were firm. Balance were firm to dearer. Select Best PEK's were dearer. Balance and PEK1's sold around last levels.

In the Low Grown Small leaf catalogues, Well made FBOP's met a firm to dearer market. Others sold around last levels. FBOPF1's were dearer. Better FBOPF's met a dearer market. Others were firm.

In the Off Grades catalogues, Liquoring fannings, Clean BM's and BOP1A's were firm. Others BM's and BOP1A's were lower. BP's sold around last levels. Low Grown fannings were firm to dearer.

In the Dust catalogues, All Primaries met a dearer market. Clean secondaries too were dearer. Others were firm. Low Grown's were dearer.

DETAILS OF TEA AWAITING SALES – 2025

SALE NO – 48B 15TH & 16TH DECEMBER, 2025.

EX-ESTATE
HIGH AND MEDIUM
LOW LEAFY GRADE
SEMI LEAFY GRADE
TIPPY SMALL LEAF
OFF GRADES & BOP1A
DUSTS
PREMIUM FLOWERY
TOTAL

LOTS	QUANTITY (KG)	REPRINTS
826	786,236.00	
1,718	771,422.00	
2,094	808,831.00	
1,722	724,589.00	
1,998	917,888.00	
2,409	1,243,689.00	
515	457,498.00	
366	48,156.00	
11,648	5,758,309.00	364,463.00

TOTAL NO OF PKGS

156,102

NO OF TOTAL CTC PKGS

9,730

TOTAL QUANTITY (KG)

519,780

SALE NO – 49A 22ND & 23RD DECEMBER, 2025.

LOTS	QUANTITY (KG)	REPRINTS
796	795,702.00	
1,588	735,552.00	
2,216	857,656.00	
1,584	656,569.00	
2,022	931,649.00	
2,428	1,255,300.00	
536	480,109.00	
406	53,226.00	
11,576	5,765,763.00	489,352.00

TOTAL NO OF PKGS

154,554

NO OF TOTAL CTC PKGS

10,610

TOTAL QUANTITY (KG)

564,365

SALE NO 48C – 15TH & 16TH DECEMBER, 2025

ORDER OF SALE

Ex - ESTATE

EASTERN BROKERS LTD.

ASIA SIYAKA COMMODITIES (PVT) LTD.

FORBES & WALKER TEA BROKERS (PVT) LTD.

LANKA COMMODITY BROKERS LTD.

CEYLON TEA BROKERS PLC.

BARTLEET PRODUCE MARKETING (PVT) LTD.

JOHN KEELLS PLC.

MERCANTILE PRODUCE BROKERS (PVT) LTD.

HIGH & MEDIUM

FORBES & WALKER TEA BROKERS (PVT) LTD.

BARTLEET PRODUCE MARKETING (PVT) LTD.

LANKA COMMODITY BROKERS LTD.

CEYLON TEA BROKERS PLC.

EASTERN BROKERS LTD.

JOHN KEELLS PLC.

ASIA SIYAKA COMMODITIES (PVT) LTD.

MERCANTILE PRODUCE BROKERS (PVT) LTD.

LOW GROWN

ASIA SIYAKA COMMODITIES (PVT) LTD.

LANKA COMMODITY BROKERS LTD.

MERCANTILE PRODUCE BROKERS (PVT) LTD.

FORBES & WALKER TEA BROKERS (PVT) LTD.

BARTLEET PRODUCE MARKETING (PVT) LTD.

EASTERN BROKERS LTD.

CEYLON TEA BROKERS PLC.

JOHN KEELLS PLC.

10% PAYMENT	12/12/2025
BUYERS' PROMPT	15/12/2025
SELLERS' PROMPT	16/12/2025

NATIONAL AVERAGES REPORT – NOVEMBER, 2025

NATIONAL AVERAGES REPORT - November 2025

Elevation	MONTH		TODATE	
	QUANTITY - KG	AVERAGE - RS. / KG	QUANTITY - KG	AVERAGE - RS. / KG
Orthodox				
UVA-HIGH	966,540	1,076.77	14,544,188	1,048.43
WESTERN-HIGH	2,157,039	1,216.31	28,535,218	1,140.26
UVA-MEDIUM	856,084	1,076.46	12,683,572	1,070.83
WESTERN-MEDIUM	1,624,072	1,034.20	20,278,822	1,040.35
LOW	11,333,684	1,296.42	132,019,772	1,269.42
Total	16,937,419	1,236.46	208,061,572	1,201.83
CTC				
UVA-HIGH	108,721	1,128.36	1,004,383	1,121.62
WESTERN-HIGH	282,112	1,147.27	3,708,841	1,079.82
WESTERN-MEDIUM	803,537	965.73	8,909,628	945.60
LOW	954,238	978.51	11,205,635	980.13
Total	2,148,608	1,003.47	24,828,487	988.36
OTH/CTC				
UVA-HIGH	1,075,261	1,081.99	15,548,571	1,053.16
WESTERN-HIGH	2,439,151	1,208.33	32,244,059	1,133.31
UVA-MEDIUM	856,084	1,076.46	12,683,572	1,070.83
WESTERN-MEDIUM	2,427,609	1,004.85	29,188,450	1,011.43
LOW	12,287,922	1,271.73	143,225,407	1,246.78
Total	19,086,027	1,210.23	232,890,059	1,179.06
GREEN				
UVA-HIGH	44,158	1,267.72	507,498	1,237.95
WESTERN-HIGH	78,119	1,355.29	727,377	1,327.27
UVA-MEDIUM	19,791	1,419.99	296,046	1,339.22
WESTERN-MEDIUM	41,474	1,338.09	488,090	1,244.61
LOW	321	2,745.89	8,712	2,157.55
Total	183,863	1,339.77	2,027,722	1,290.33

NATIONAL AVERAGES REPORT – NOVEMBER 2025

Elevation	MONTH		TODATE	
	QUANTITY - KG	AVERAGE - RS. / KG	QUANTITY - KG	AVERAGE - RS. / KG
ORGANIC TEAS				
UVA-HIGH	5,695	1,389.10	147,335	1,723.52
WESTERN-HIGH	2,264	1,713.07	15,691	1,303.16
WESTERN-MEDIUM	41,049	2,666.45	202,735	2,045.45
LOW	620	3,210.20	7,622	3,118.24
Total	49,628	2,474.90	373,383	1,909.12
Special Tea				
UVA-HIGH	867	2,329.87	31,059	1,557.15
WESTERN-HIGH	644	16,409.55	5,410	19,952.20
UVA-MEDIUM	21	26,452.38	463	21,461.62
WESTERN-MEDIUM	3,246	1,826.49	62,865	1,809.83
LOW	1,096	6,537.94	23,803	5,159.62
Others	0	0.00	10	300.00
Total	5,874	4,486.74	123,609	3,258.77
Black Tea sales from refuse tea processing centres				
UVA-HIGH	37,384	758.26	635,894	684.02
WESTERN-HIGH	155,850	762.65	2,074,493	703.26
UVA-MEDIUM	5,917	816.75	123,201	771.77
WESTERN-MEDIUM	83,992	702.44	873,684	710.22
LOW	260,449	678.04	3,648,980	707.44
Others	136,129	2,078.86	1,625,427	2,172.32
Total	679,721	706.02	8,981,679	711.49
Composite National Averages				
Other	1,357	715.51	32,004	692.48
High Grown	3,839,393	1,157.52	51,937,384	1,094.32
Medium Grown	3,590,333	1,030.24	45,289,619	1,023.94
Low Grown	12,574,030	1,258.93	147,137,444	1,233.42
All Tea Average	20,005,113	1,188.38	244,386,461	1,184.87

COLOMBO TEA TRADERS' ASSOCIATION

C/O. THE CEYLON CHAMBER OF COMMERCE, P.O. Box 274, No.50, Navam Mawatha, Colombo 02. Telephone - 5588849, Facsimile - 2449352, [E-mail- hemaratne@chamber.lk](mailto:hemaratne@chamber.lk)

TEA SALE ARRANGEMENTS FOR THE FIRST QUARTER OF 2026

JANUARY /FEBRUARY /MARCH

APPLICABLE TO BUYERS WITH BANK GUARANTEES - ON VAT

Sale No.	Date of Sale	Catalogue Closing Dates Main Sale & Ex-estate	Prompt Dates		10% Payment	E-Platform Levy Prompt Dates		VAT Summary	VAT Prompt Dates		Buyer Tins to be Delivered to Brokers	Tins Available for Collection from Brokers
			Buyers	Sellers		Buyers	Sellers		Buyers	Sellers		
JANUARY 2026												
01	6th Tuesday & 7 th Wednesday	15/12/2025 at 4.30 p.m.	13.01.2026	14.01.2026	09.01.2026	13.01.2026	16.01.2026	Nil	Nil	Nil	11.12.2025	17/18.12.2025
02	12th Monday & 13th Tuesday	22/12/2025 at 4.30p.m	19.01.2026	20.01.2026	16.01.2026	19.01.2026	21.01.2026	Nil	Nil	Nil	18.12.2025	29/30.12.2025
03	20th Tuesday & 21 st Wednesday	02/01/2026 at 4.30 p.m.	27.01.2026	28.01.2026	23.01.2026	27.01.2026	29.01.2026	Nil	Nil	Nil	02.01.2026	08/09.01.2026
04	27th Tuesday & 28 th Wednesday	08/01/2026 at 4.30 p.m.	03.02.2026	05.02.2026	30.01.2026	03.02.2026	06.02.2026	30.01.2026	03.02.2026	05.02.2026	08.01.2026	14/16.01.2026
FEBRUARY 2026												
05	02nd Monday & 03rd Tuesday	16/01/2026 at 4.30p.m.	09.02.2026	10.02.2026	06.02.2026	09.02.2026	11.02.2026	Nil	Nil	Nil	16.01.2026	22/23.01.2026
06	10th Tuesday & 11 th Wednesday	22/01/2026 at 4.30p.m	17.02.2026	18.02.2026	13.02.2026	17.02.2026	19.02.2026	Nil	Nil	Nil	22.01.2026	28/29.01.2026
07	17th Tuesday & 18th Wednesday	29/01/2026 at 4.30p.m	24.02.2026	25.02.2026	20.02.2026	24.02.2026	26.02.2026	Nil	Nil	Nil	29.01.2026	05/06.02.2026
08	24th Tuesday & 25th Wednesday	06/02/2026 at 4.30p.m	03.03.2026	04.03.2026	27.02.2026	03.03.2026	05.03.2026	27.02.2026	04.03.2026	05.03.2026	06.02.2026	12/13.02.2026
MARCH 2026												
09	03rd Tuesday & 04th Wednesday	12/02/2026 at 4.30p.m.	10.03.2026	11.03.2026	06.03.2026	10.03.2026	12.03.2026	Nil	Nil	Nil	12.02.2026	18/19.02.2026
10	10th Tuesday & 11th Wednesday	19/02/2026 at 4.30p.m.	17.03.2026	18.03.2026	13.03.2026	17.03.2026	19.03.2026	Nil	Nil	Nil	19.02.2026	25/26.02.2026
11	17th Tuesday & 18th Wednesday	26/02/2026 at 4.30p.m.	24.03.2026	25.03.2026	20.03.2026	24.03.2026	26.03.2026	Nil	Nil	Nil	26.02.2026	04/05.03.2026
12	24th Tuesday & 25th Wednesday	05/03/2026 at 4.30p.m.	31.03.2026	02.04.2026	27.03.2026	31.03.2026	06.04.2026	Nil	Nil	Nil	05.03.2026	11/12.03.2026
13	30th Monday & 31st Tuesday	12/03/2026 at 4.30p.m.	06.04.2026	07.04.2026	NA	06.04.2026	08.04.2026	31.03.2026	06.04.2026	07.04.2026	12.03.2026	18/19.03.2026

HOLIDAYS FOR THIRD QUARTER 2025

HOLIDAYS FOR THE FIRST QUARTER OF 2026

JANUARY

03rd Saturday	Duruthu Full Moon Poya day (P. B .M.)
15th Thursday	Tamil Thai Pongal day (P. B. M.)

FEBRUARY

01st Sunday	Nawam Full Moon Poya Day (P. B .M.)
04th Wednesday	Independence Day (P. B .M.)
15th Sunday	Maha Sivarathri Day (P. B.)

MARCH

02nd Monday	Medin Full Moon Poya Day (P. B. M.)
21st Saturday	Id-UI-Fitr (Ramazan Festival day (P. B.)

P – Public
B – Bank
M - Mercantile

THE OFFICE OF THE CTTA
THE COLOMBO TEA TRADERS' ASSOCIATION