

EASTERN BROKERS LIMITED

TEA MARKET REPORT



SALE NO – 05C

02ND & 03RD FEBRUARY, 2026

ORDER OF SALE – 05C

EX-ESTATE

MERCANTILE PRODUCE BROKERS (PVT) LTD.

JOHN KEELLS PLC.

LANKA COMMODITY BROKERS LTD.

CEYLON TEA BROKERS PLC.

EASTERN BROKERS LTD.

FORBES & WALKER TEA BROKERS (PVT) LTD.

BARTLEET PRODUCE MARKETING (PVT) LTD.

ASIA SIYAKA COMMODITIES (PVT) LTD.

HIGH & MEDIUM

LANKA COMMODITY BROKERS LTD.

ASIA SIYAKA COMMODITIES (PVT) LTD.

BARTLEET PRODUCE MARKETING (PVT) LTD.

CEYLON TEA BROKERS PLC.

JOHN KEELLS PLC.

EASTERN BROKERS LTD.

FORBES & WALKER TEA BROKERS (PVT) LTD.

MERCANTILE PRODUCE BROKERS (PVT) LTD.

LOW GROWN

LANKA COMMODITY BROKERS LTD.

FORBES & WALKER TEA BROKERS (PVT) LTD.

EASTERN BROKERS LTD.

MERCANTILE PRODUCE BROKERS (PVT) LTD.

BARTLEET PRODUCE MARKETING (PVT) LTD.

CEYLON TEA BROKERS PLC.

ASIA SIYAKA COMMODITIES (PVT) LTD.

JOHN KEELLS PLC.

AUCTION QUANTITY DETAILS - 03RD FEBRUARY, 2026

	LOTS	QUANTITY
EX-ESTATE	801	784,524.00
MAIN SALE - HIGH AND MEDIUM	1,629	654,744.00
MAIN SALE – LOW LEAFY GRADE	2,505	962,061.00
MAIN SALE – SEMI LEAFY GRADE	1,839	798,991.00
MAIN SALE – TIPPY SMALL LEAF	2,104	1,013,558.00
OFF GRADES & BOP1A	2,593	1,309,972.00
DUSTS	564	503,510.00
PREMIUM FLOWERY	458	62,362.00
TOTAL	12,493	6,089,722.00



MARKET DESCRIPTION

QUANTITY

12,493 lots totalling 6,089,722.0 kilos on offer.

QUALITY

Westerns showed an improvement. Others were fairly similar to last week.

DEMAND

Was fair.

WESTERNS

A few Select Best BOP's gained Rs.60/- to Rs. 80/- per kg following special inquiry. Others gained to a lesser extent. Select improved teas in the Below Best category gained around Rs.40/- per kg and more. Others were barely steady. At the lower end. Clean Leaf sorts were firm. Others declined Rs.20/- to Rs.40/- per kg and more. A few Select Best BOPF gained Rs.50/- to Rs.100/- per kg following special inquiry. Others in the Best category and the Clean Leaf Below Best sorts gained Rs.20/- to Rs. 40/- per kg. Others Below Best sorts and the Clean Leaf sorts at the lower and sold around last levels. Others declined around Rs.40/- per kg and more.

NUWARA ELIYAS

BOP and BOPF were mostly unsold.

UVA UDAPUSSELLAWA

Select Best Uva BOP's declined Rs.20/- to Rs.40/- per kg. Others declined further. Better Uva BOPF were firm. Others were irregularly lower. Better UdaPussellawa BOP's declined around Rs.40/- per kg and more. Others were firm to little lower. Better BOPF sold around last levels. Others declined Rs.20/- to Rs.40/- per kg.

CTC

Hardly any offerings of High Grown BP1's. Better PF1's were firm. Others declined Rs.20/- to Rs.40/- per kg. Medium Grown BP1's were firm to irregularly dearer. Better PF1's were firm. Others were irregular and mostly lower. Low Grown BP1's sold around last levels. Better PF1's declined around Rs.20/- per kg. Others were irregular.

MARKET DESCRIPTION

LOW GROWN LEAFY GRADES

A Selection of high priced OP1's were dearer. Best Varieties were lower. Balance sold around last levels. OP and OPA's in general declined.

LOW GROWN SEMI LEAF

Select Best BOP1's together with the teas at the bottom were firm. Others declined. Select Best and Best PEK's were easier. Balance were firm. PEK1's were irregularly lower.

LOW GROWN TIPPY/SMALL LEAF

Well made FBOP's together with the teas at the bottom sold around last levels. Others were easier. Select Best FBOPF1's were firm. Best and Cleaner Below Best sorts were firm to dearer. Balance were irregular. Verry Tippy FBOPF's were firm. Balance in general appreciated.

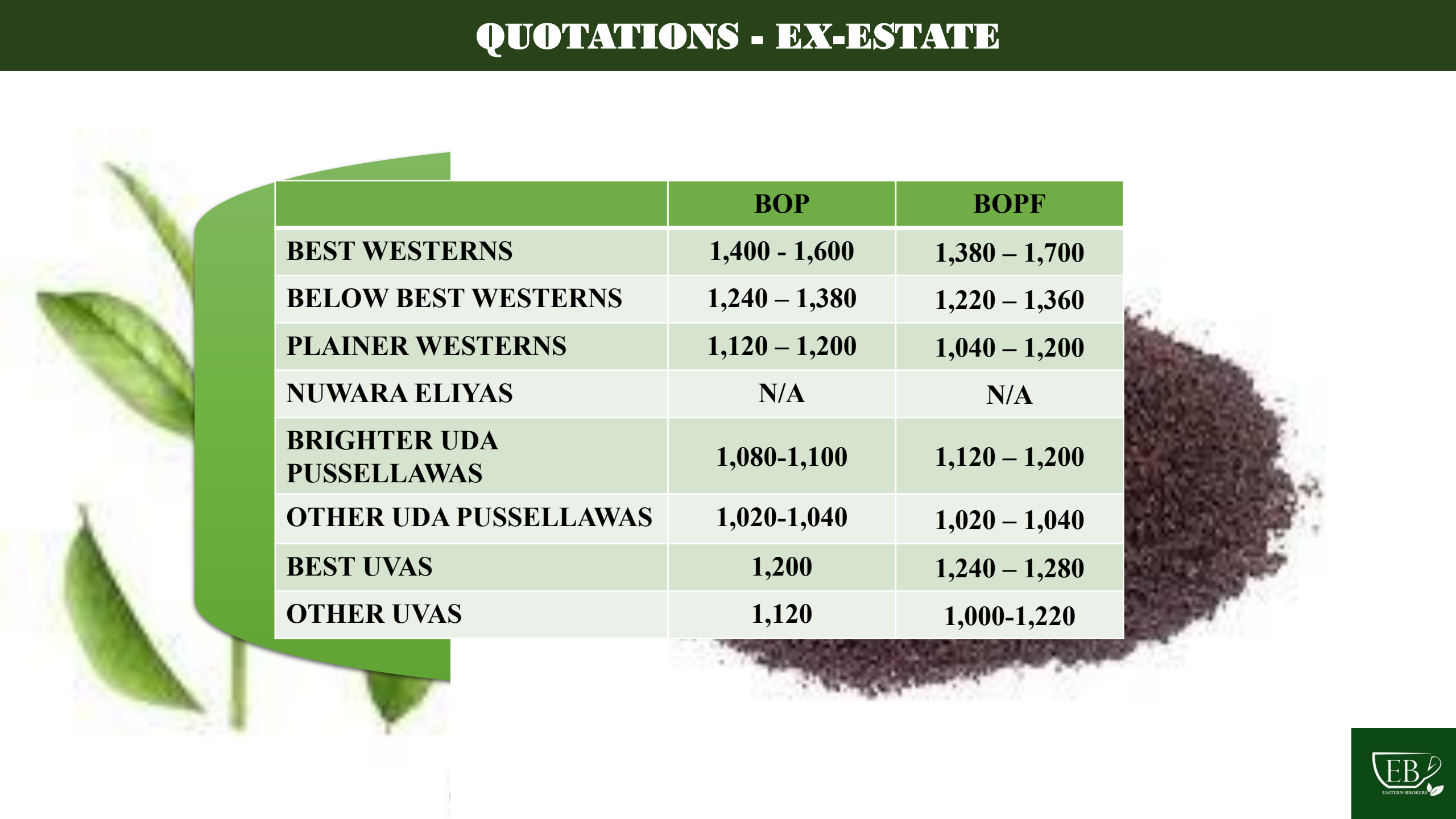
OFF GRADES

Clean Leaf Bright Liquoring fannings held firm. Others were irregularly lower. Clean BM's, BOP1A's and Low Grown fannings were firm to dearer by Rs.10/- to Rs.20/- per kg. Others declined by Rs.20/- to Rs.30/- per kg. BP's declined Rs.30/- to Rs.40/- per kg.

DUSTS

Select Best Primaries were firm to around Rs.50/- per kg lower. Best and Below Best sorts were quality was maintained declined Rs. 20/- to Rs. 40/- per kg. Others declined further. Clean Secondaries were firm. Others were irregular and tended easier. Low Grown's were barely steady.

QUOTATIONS - EX-ESTATE



	BOP	BOPF
BEST WESTERNS	1,400 - 1,600	1,380 – 1,700
BELOW BEST WESTERNS	1,240 – 1,380	1,220 – 1,360
PLAINER WESTERNS	1,120 – 1,200	1,040 – 1,200
NUWARA ELIYAS	N/A	N/A
BRIGHTER UDA PUSSELLAWAS	1,080-1,100	1,120 – 1,200
OTHER UDA PUSSELLAWAS	1,020-1,040	1,020 – 1,040
BEST UVAS	1,200	1,240 – 1,280
OTHER UVAS	1,120	1,000-1,220

QUOTATIONS - LOW GROWN

GRADE	SELECT BEST	BEST	BEST BELOW	OTHERS
BOP	1500-1800	1400-1450	1100-1200	900-1000
BOPF	1300-1400	900-1000	850-880	800-850
FBOPF/FBOPFSP	4000-4950	3000-3800	2500-2900	1000
FBOP	1800-2500	1480-1550	1200-1250	900-950
FBOP1	1600-1900	1400-1450	1200-1250	900-950
FBOPF	1400-1600	1300-1350	1200-1300	900-950
FBOPF1	1550-1650	1450-1500	1340-1380	950-1000
PEKOE	1440-2250	1280-1420	1180-1260	850-1160
PEK 1	1650-2200	1360-1600	1240-1340	900-1260
OP	1440-1600	1340-1420	1140-1320	800-1120
OPA	1360-1600	1200-1340	1100-1180	800-1080
OP 1	3100-3800	2450-3000	1650-2400	900-1600
BOP 1	2250-3000	1600-2200	1260-1500	900-1240

QUOTATIONS - OFF GRADES & DUSTS


BEST WESTERNS
BELOW BEST WESTERNS
OTHERS
NUWARA ELIYAS
BEST UVA UDA PUSSELLAWA
BELOW BEST UVA UDA PUSSELLAWA
OTHERS
BEST MEDIUMS
OTHER MEDIUMS
C.T.C

FNGS 1/FNGS	BP	BM
1100-1200	950-1050	950-1000
1000-1050	850-940	850-940
850-950	750-800	720-840
950-1000	900-1000	950-1000
850-900	800-880	850-940
750-850	700-780	700-840
900-980	1000-1100	900-980
750-850	800-950	750-850
700-950		

DUST 1
1400-1700
1250-1380
1000-1200
1150-1260
980-1120
850-980
750-850
500-600
880-1200


TOP PRICES OBTAINED AT THE SALE OF 03RD FEBRUARY, 2026

WESTERN MEDIUM



ESTATE	BOP	BOPSP	BOPF	BOPFSP
DARTRY VALLEY	1,750.00			
CRAIGHEAD		1,550.00		
VALLAI OYA			1,260.00	
ANCOOMBRA / UPLANDS				920.00

WESTERN HIGH




ESTATE	BOP	BOPSP	BOPF	BOPFSP
ROBGILL	1,600.00			
WATTEGODDE		1,650.00	1,700.00	

NUWARA ELIYA



ESTATE	BOP	BOPSP	BOPF	BOPFSP
KENMARE	1,100.00			

UDA PUSSALLAWA



ESTATE	BOP	BOPSP	BOPF	BOPFSP
*LUCKYLAND	1,100.00		1,200.00	
*KIRKLEES	1,100.00		1,180.00	
MOOLOYA		1,120.00		

TOP PRICES OBTAINED AT THE SALE OF 03RD FEBRUARY, 2026

UVA HIGH

ESTATE	BOP	BOPSP	BOPF	BOPFSP
ELLATHOTA UVA	1,280.00			
*AISLABY		1,460.00		
NAYABEDDE			1,280.00	

LOW GROWN

ESTATE	BOP	BOPSP	BOPF	BOPFSP
MAHALIYADDA	2,000.00			
ELAINE SUPER		2,000.00		
RAJJURUWATTE SUPER			1,900.00	
HPP TEA				1,850.00

UVA MEDIUM

ESTATE	BOP	BOPSP	BOPF	BOPFSP
PETTIAGALLA	1,400.00			
*HINDAGALA		1,380.00		
EL TEB			1,000.00	
DICKWELLA				1,420.00

TOP PRICES OBTAINED AT THE SALE OF 03RD FEBRUARY, 2026

OTHERS	MARK	GRADE	PRICE
UDA PUSSELLAWA	*LUCKYLAND MOOLOYA	DUST 1 DUST 1	1,160.00 1,160.00
UVA HIGH	RANAYA	OP	1,180.00
	*AMPITTIKANDÉ	OP	1,080.00
	*CRAIG	OP	1,080.00
	ELLATHOTA UVA	OPA	1,080.00
	*CRAIG	OPA	1,060.00
	RANAYA	OPA	1,060.00
	ELLATHOTA UVA	PEKOE	1,340.00
	*AMPITTIKANDÉ	PEKOE	1,280.00
	*CRAIG	PEKOE	1,280.00
UVA MEDIUM	RANAYA	PEKOE	1,280.00
	*HINDAGALA	FBOPF	1,020.00
	SARNIA PLAIDERIE	OP	1,120.00
	*HINDAGALA	OP	1,100.00
	SARNIA PLAIDERIE	OP	1,100.00
	*HINDAGALA	OPA	1,100.00

CTC

HIGH GROWN	PF1	BP1	BPS
DUNSINANE CTC / FLORANCE CTC / ULUGEDARA CTC	1,100.00		

MEDIUM GROWN	PF1	BP1	BPS
STRATHDON CTC / DELTA CTC	1,120.00		
AULTMORE CTC		1,060.00	1,020.00

LOW GROWN	PF1	BP1	BPS
HINGALGODA CTC	1,380.00		
CECILIAN CTC		1,360.00	
LANTERN HILL CTC			840.00



* TEAS SOLD BY EASTERN BROKERS LTD.

+ EQUAL ALL TIME AUCTION RECORD PRICE.

++ AN ALL-TIME AUCTION RECORD PRICE.

CROP & WEATHER FOR THE PERIOD – 28TH JANUARY TO 03RD FEBRUARY, 2026.

WESTERN / NUWARA ELIYA REGIONS

Both regions experienced bright weather at the beginning of the week and dull weather with scattered showers towards the latter part of the week. The Department of Meteorology expects misty conditions during the early morning hours in both the Nuwara Eliya and Western regions, with showers expected after 2 p.m. in the week ahead.

UVA/UDAPUSSELLAWA REGIONS

Both regions reported sunny weather and occasional showers throughout the week. According to the Department of Meteorology, rain is expected in the Uva Region in the week ahead.

LOW GROWN

The Low Grown Region experienced sunny weather conditions and sporadic showers throughout the week. Rain is expected to continue in the Low Grown Region in the week ahead according to the Department of Meteorology.

CROP INTAKE

Crop intake in the Nuwara Eliya Region remained stable during the week. The Western and Uva regions recorded a slight decrease, while the Low Grown Region showed an increase in the crop intake levels.

SALE AVERAGES OF 28/01/2026

ORTHODOX
Uva High
Western High
Uva Medium
Western Medium
Low Grown

WEEK (RS. PER KG)	
2025 GROSS	2024 GROSS
1,038.68	1,075.96
1,239.50	1,178.34
938.95	1,076.91
993.48	1,102.35
1,244.50	1,310.60

TO DATE (RS.PER KG)	
2025 GROSS	2024 GROSS
1,036.69	1,060.73
1,219.50	1,168.71
960.56	1,071.95
998.22	1,053.64
1,253.65	1,293.39

CTC
Uva High
Western High
Western Medium
Low Grown

2025 GROSS	2024 GROSS
1,186.30	1,159.10
1,153.60	1,125.30
1,036.78	1,022.10
982.91	1,016.31

2025 GROSS	2024 GROSS
1,048.15	1,159.10
1,121.06	1,104.04
1,013.39	966.57
960.45	950.31

SALE AVERAGES OF 28/01/2026

COMBINED (ORTHODOX & CTC)	WEEK (RS. PER KG)		TO DATE (RS.PER KG)	
	2025 GROSS	2024 GROSS	2025 GROSS	2024 GROSS
Uva High	1,017.57	1,063.68	1,030.09	1,051.14
Western High	1,214.42	1,160.74	1,195.15	1,150.25
High Grown – Total	1,160.73	1,129.37	1,142.26	1,116.37
Uva Medium	936.44	1,073.99	958.57	1,069.24
Western Medium	989.20	1,070.32	990.22	1,028.00
Med. Grown – Total	973.46	1,071.55	980.01	1,043.00
Low Grown – Total	1,228.31	1,298.80	1,233.52	1,279.42
Total	1,173.31	1,226.61	1,174.20	1,208.08
CTC Total	1,042.62	1,037.82	1,013.50	981.39

QUANTITY SOLD 22ND TO 28TH JANUARY, 2026

WEEK (KG)

TO DATE (KG)

	2026 GROSS	2025 GROSS	2026 GROSS	2025 GROSS
PUBLIC AUCTION	4,709,425.00	5,529,222.00	19,115,718.00	20,402,151.00
PRIVATE SALE	344,946.50	261,282.50	952,605.40	728,708.50
FORWARD CONTRACTS	40,200.00	92,420.00	150,000.00	275,180.00
DIRECT SALES	0.00	0.00	0.00	0.00
BIO/GREEN TEA	49,455.00	46,806.00	173,450.00	155,526.00
BMF – (EXCLUDED FROM PRIVATE SALE)	46,800.00	241,853.00	105,800.00	275,180.00

WORLD TEA PRODUCTION

COUNTRY	MONTH			TOTAL UPTO			(+)INC/ (-) DE
		2025 (KG)	2024 (KG)		2025 (KG)	2024 (KG)	
SRI LANKA	DECEMBER	21.38	21.71	DECEMBER	264.12	262.16	+ 1.96
BANGLADESH	APRIL	2.33	4.88	APRIL	3.95	6.69	- 2.74
NORTH INDIA	MAY	104.37	79.24	MAY	240.29	192.18	+ 48.11
SOUTH INDIA	MAY	26.23	13.92	MAY	95.93	75.18	+20.75
KENYA	APRIL	51.78	53.85	APRIL	188.69	222.61	- 33.92

SALE NO – 07B 17TH & 18TH FEBRUARY, 2026.

		LOTS	QUANTITY (KG)	
EX-ESTATE	Closed on 29/01/2026 excluding violations.	859	799,623.00	A total of 5,723,014.0 kgs are on offer at this sale of which 958,048.0 kgs, are reprints.
HIGH & MEDIUM	Closed on 29/01/2026 excluding violations.	1,589	646,567.00	
LEAFY GRADES	Closed on 29/01/2026 excluding violations.	2,293	829,242.00	
SEMI LEAFY	Closed on 29/01/2026 excluding violations.	1,621	643,358.00	SALE NO: 08C 24 TH & 25 TH FEBRUARY, 2026 EX - ESTATE & MAIN SALE Scheduled to close on 05/02/2026.
TIPPY SMALL LEAF	Closed on 29/01/2026 excluding violations.	2,091	942,118.00	
OFF GRADES	Closed on 29/01/2026 excluding violations.	1,873	1,054,014.00	
BOP1A	Closed on 29/01/2026 excluding violations.	597	210,448.00	
DUSTS	Closed on 29/01/2026 excluding violations.	598	534,304.00	
PREMIUM FLOWERY	Closed on 29/01/2026 excluding violations.	454	63,340.00	
	TOTAL	11,975	5,723,014.00	

COMMENTS

A quantity of 6.089 million kilos of tea was on offer at this week's auction. This was 0.065 million kilos higher than last week's quantity. Ex. Estate offerings which comprised 0.784 million kilos of teas was 0.022 million kilos lower than last week.

Western Quality showed an improvement. Others were fairly similar to last week.

There was fair demand.

In the Ex estate catalogues, Select Best, Best and improved Below Best BOP's and BOPF met a dearer market. Others Below Best BOP's were barely steady. BOPF sold around last levels. At the lower end. Clean Leaf BOP's and BOPF were firm. Others met a lower market.

Nuwara Eliya BOP's and BOPF were mostly unsold.

Uva BOP's met a lower market. Better BOPF were firm. Others were lower. Better UdaPussellawa BOP's met a lower market. Others were firm to little lower. Better BOPF sold around last levels. Others were lower.

There were hardly any offerings of High Grown CTC BP1's. Better PF1's were firm. Others were lower. Medium Grown BP1's met a dearer market. Better PF1's were firm. Others were irregular and mostly lower. Low Grown BP1's sold around last levels. Better PF1's were lower. Others were irregular.

In the Low Grown leafy catalogues, A Selection of high priced OP1's met a dearer market. Best Varieties were lower. Balance sold around last levels. OP's and OPA's were lower.

In the Low Grown Semi leafy catalogues, Select Best BOP1's together with the teas at the bottom were firm. Others were lower. Select Best and Best PEK's were lower. Balance were firm. PEK1's met a lower market.

In the Low Grown Small leaf catalogues, well made FBOP's together with the teas at the bottom sold around last levels. Others were lower. Select Best FBOPF1's were firm. Best and Clean Below Best sorts met a firm to dearer market. Balance were irregular. Verry Tippy FBOPF's were firm. Balance were dearer.

In the Off Grades catalogues, Clean Leaf Bright Liquoring fannings were firm. Other fannings, BM's, BOP1A's, BP's and Low Grown fannings met a lower market.

In the Dust catalogues, All Primaries met a lower market. Clean Secondaries were firm. Others were irregular. Low Grown's were barely steady.

DETAILS OF TEA AWAITING SALES – 2026

SALE NO - 06A 10TH & 11TH FEBRUARY 2026.

EX-ESTATE
HIGH AND MEDIUM
LOW LEAFY GRADE
SEMI LEAFY GRADE
TIPPY SMALL LEAF
OFF GRADES & BOP1A
DUSTS
PREMIUM FLOWERY
TOTAL

LOTS	QUANTITY (KG)	REPRINTS
748	729,368.00	
1,394	556,400.00	
2,551	959,969.00	
1,723	696,649.00	
2,290	1,058,442.00	
2,761	1,449,665.00	
532	464,532.00	
253	34,822.00	
12,252	5,949,847.00	1,265,688.00

TOTAL NO OF PKGS

162,119

NO OF TOTAL CTC PKGS

9,600

TOTAL QUANTITY (KG)

507,882

SALE NO - 07B 17TH & 18TH FEBRUARY 2026.

LOTS	QUANTITY (KG)	REPRINTS
859	799,623.00	
1,589	646,567.00	
2,293	829,242.00	
1,621	643,358.00	
2,091	942,118.00	
2,470	1,264,462.00	
598	534,304.00	
454	63,340.00	
11,975	5,723,014.00	958,048.00

TOTAL NO OF PKGS

152,548

NO OF TOTAL CTC PKGS

8,381

TOTAL QUANTITY (KG)

494,052

SALE NO 06A – 10TH TO 11TH FEBRUARY, 2026.

ORDER OF SALE

Ex - ESTATE

JOHN KEELLS PLC.

LANKA COMMODITY BROKERS LTD.

CEYLON TEA BROKERS PLC.

EASTERN BROKERS LTD.

FORBES & WALKER TEA BROKERS (PVT) LTD.

BARTLEET PRODUCE MARKETING (PVT) LTD.

ASIA SIYAKA COMMODITIES (PVT) LTD.

MERCANTILE PRODUCE BROKERS (PVT) LTD.

HIGH & MEDIUM

ASIA SIYAKA COMMODITIES (PVT) LTD.

BARTLEET PRODUCE MARKETING (PVT) LTD.

CEYLON TEA BROKERS PLC.

JOHN KEELLS PLC.

EASTERN BROKERS LTD.

FORBES & WALKER TEA BROKERS (PVT) LTD.

MERCANTILE PRODUCE BROKERS (PVT) LTD.

LANKA COMMODITY BROKERS LTD.

LOW GROWN

FORBES & WALKER TEA BROKERS (PVT) LTD.

MERCANTILE PRODUCE BROKERS (PVT) LTD.

BARTLEET PRODUCE MARKETING (PVT) LTD.

EASTERN BROKERS LTD.

CEYLON TEA BROKERS PLC.

ASIA SIYAKA COMMODITIES (PVT) LTD.

JOHN KEELLS PLC.

LANKA COMMODITY BROKERS LTD.

10% PAYMENT

13/02/2026

BUYERS' PROMPT

17/02/2026

SELLERS' PROMPT

18/02/2026

NATIONAL AVERAGES REPORT – JANUARY, 2026

NATIONAL AVERAGES REPORT - January 2026

Elevation	MONTH		TODATE	
	QUANTITY - KG	AVERAGE - RS. / KG	QUANTITY - KG	AVERAGE - RS. / KG
Orthodox				
UVA-HIGH	1,198,794	1,037.45	1,198,794	1,037.45
WESTERN-HIGH	2,448,212	1,217.59	2,448,212	1,217.59
UVA-MEDIUM	1,035,031	959.29	1,035,031	959.29
WESTERN-MEDIUM	1,485,397	995.95	1,485,397	995.95
LOW	11,503,362	1,254.58	11,503,362	1,254.58
Total	17,670,796	1,195.69	17,670,796	1,195.69
CTC				
UVA-HIGH	109,735	1,159.10	109,735	1,159.10
WESTERN-HIGH	351,598	1,121.06	351,598	1,121.06
WESTERN-MEDIUM	846,875	1,013.14	846,875	1,013.14
LOW	949,935	959.83	949,935	959.83
Total	2,258,143	1,014.61	2,258,143	1,014.61
OTH/CTC				
UVA-HIGH	1,308,529	1,047.65	1,308,529	1,047.65
WESTERN-HIGH	2,799,810	1,205.47	2,799,810	1,205.47
UVA-MEDIUM	1,035,031	959.29	1,035,031	959.29
WESTERN-MEDIUM	2,332,272	1,002.19	2,332,272	1,002.19
LOW	12,453,297	1,232.10	12,453,297	1,232.10
Total	19,928,939	1,175.17	19,928,939	1,175.17
GREEN				
UVA-HIGH	32,298	1,300.58	32,298	1,300.58
WESTERN-HIGH	59,407	1,394.14	59,407	1,394.14
UVA-MEDIUM	20,905	1,442.11	20,905	1,442.11
WESTERN-MEDIUM	25,726	1,328.92	25,726	1,328.92
LOW	665	2,843.11	665	2,843.11
Total	139,001	1,374.48	139,001	1,374.48

NATIONAL AVERAGES REPORT – JANUARY, 2026

Elevation	MONTH		TODATE	
	QUANTITY - KG	AVERAGE - RS. / KG	QUANTITY - KG	AVERAGE - RS. / KG
ORGANIC TEAS				
UVA-HIGH	12,409	887.98	12,409	887.98
WESTERN-HIGH	6,116	1,528.84	6,116	1,528.84
WESTERN-MEDIUM	14,736	1,716.59	14,736	1,716.59
LOW	720	2,890.40	720	2,890.40
Total	33,981	1,405.08	33,981	1,405.08
Special Tea				
UVA-HIGH	3,236	1,513.29	3,236	1,513.29
WESTERN-HIGH	747	17,844.71	747	17,844.71
UVA-MEDIUM	31	25,483.87	31	25,483.87
WESTERN-MEDIUM	4,198	1,839.80	4,198	1,839.80
LOW	2,052	5,258.56	2,052	5,258.56
Total	10,264	3,656.40	10,264	3,656.40
Black Tea sales from refuse tea processing centres				
UVA-HIGH	35,861	742.31	35,861	742.31
WESTERN-HIGH	194,495	792.90	194,495	792.90
UVA-MEDIUM	9,990	752.19	9,990	752.19
WESTERN-MEDIUM	39,851	652.28	39,851	652.28
LOW	235,646	635.80	235,646	635.80
Others	73,001	1,877.27	73,001	1,877.27
Total	588,844	697.69	588,844	697.69
Composite National Averages				
Other	1,677	532.83	1,677	532.83
High Grown	4,452,908	1,143.12	4,452,908	1,143.12
Medium Grown	3,548,333	987.40	3,548,333	987.40
Low Grown	12,698,110	1,221.63	12,698,110	1,221.63
All Tea Average	20,701,028	1,184.64	20,701,028	1,184.64