

EASTERN BROKERS LIMITED

TEA MARKET REPORT



SALE NO – 17C

05TH & 06TH MAY, 2026

ORDER OF SALE - 17C

EX-ESTATE

MERCANTILE PRODUCE BROKERS (PVT) LTD.

BARTLEET PRODUCE MARKETING (PVT) LTD.

LANKA COMMODITY BROKERS LTD.

JOHN KEELLS PLC.

CEYLON TEA BROKERS PLC.

EASTERN BROKERS LTD.

FORBES & WALKER TEA BROKERS (PVT) LTD.

ASIA SIYAKA COMMODITIES (PVT) LTD.

HIGH & MEDIUM

BARTLEET PRODUCE MARKETING (PVT) LTD.

ASIA SIYAKA COMMODITIES (PVT) LTD.

LANKA COMMODITY BROKERS LTD.

MERCANTILE PRODUCE BROKERS (PVT) LTD.

FORBES & WALKER TEA BROKERS (PVT) LTD.

EASTERN BROKERS LTD.

JOHN KEELLS PLC.

CEYLON TEA BROKERS PLC.

LOW GROWN

JOHN KEELLS PLC.

LANKA COMMODITY BROKERS LTD.

ASIA SIYAKA COMMODITIES (PVT) LTD.

BARTLEET PRODUCE MARKETING (PVT) LTD.

EASTERN BROKERS LTD.

CEYLON TEA BROKERS PLC.

MERCANTILE PRODUCE BROKERS (PVT) LTD.

FORBES & WALKER TEA BROKERS (PVT) LTD.

AUCTION QUANTITY DETAILS - 06TH MAY, 2026

	LOTS	QUANTITY
EX-ESTATE	908	871,941.00
MAIN SALE - HIGH AND MEDIUM	1,793	778,369.00
MAIN SALE – LOW LEAFY GRADE	1,979	704,295.00
MAIN SALE – SEMI LEAFY GRADE	1,363	532,200.00
MAIN SALE – TIPPY SMALL LEAF	1,737	788,991.00
OFF GRADES & BOP1A	2,375	1,163,519.00
DUSTS	631	540,443.00
PREMIUM FLOWERY	283	36,559.00
TOTAL	11,069	5,416,317.00



MARKET DESCRIPTION

QUANTITY

11,069 lots totalling 5,416,317.0 kilos on offer.

QUALITY

Showed a decline all round.

DEMAND

Was fair.

WESTERNS

Best BOP's declined Rs.20/- to Rs.40/- per kg and more for high priced teas. In the Below Best category, teas in the higher price bracket declined around Rs.50/- per kg and more. Others together with the teas at the lower end declined Rs.20/- to Rs.40/- per kg. Best coloury/clean leaf BOPF gained Rs.20/- to Rs.40/- per kg and more for select invoices. Others were irregular. In the Below Best category, higher price bracket teas where quality was maintained, sold around last levels. Others were irregular. At the lower end, select of coloury teas were firm. Others were easier by around Rs.20/- per kg and more.

NUWARA ELIYAS

BOP and BOPF were mostly unsold.

UVA UDAPUSSELLAWA

Better BOP's were firm. Others declined around Rs.50/- per kg and more. Better Uva BOPF were firm to around Rs.20/- per kg easier. Others declined around Rs.50/- per kg and more. UdaPussellawa BOPF declined sharply.

CTC

Hardly any offerings of High Grown BP1's. Best PF1's declined around Rs.40/- per kg and more. Others sold around last levels. Medium Grown BP1's were irregular. Select Best PF1's were firm. Others declined Rs.20/- to Rs.40/- per kg. Hardly any offerings of Low Grown BP1's. Better PF1's were firm. Others were irregularly easier.

MARKET DESCRIPTION

LOW GROWN LEAFY GRADES

Select Best and Best OP1's were lower. Others were firm to dearer. High Priced OP's were firm. Balance appreciated. Select Best OPA's were firm. Others were dearer.

LOW GROWN SEMI LEAF

BOP1's and PEK1's sold around last levels. PEK's in general were dearer.

LOW GROWN TIPPY/SMALL LEAF

Select Best FBOP's were irregularly easier. Balance sold around last levels. Well made FBOPF1's were irregular. Balance were firm to dearer. FBOPF's sold around last levels.

OFF GRADES

Liquoring fannings declined by Rs.40/- to Rs.50/- per kg. BM's, BOP1A's and BP's sold around last levels. Low Grown fannings declined by Rs.10/- to Rs.20/- per kg.

DUSTS

Select Best Primaries held firm. Best and Below Best sorts where quality was maintained declined Rs.20/- to Rs.40/- per kg. Others declined further. Clean Secondaries declined Rs.40/- to Rs.60/- per kg. Others were barely steady. Low Grown declined Rs.20/- to Rs.40/- per kg.

QUOTATIONS - EX-ESTATE

	BOP	BOPF
BEST WESTERNS	1,300-1,440	1,320-1,460
BELOW BEST WESTERNS	1,140-1,260	1,240-1,300
PLAINER WESTERNS	940-1,120	1,000-1,220
NUWARA ELIYAS	N/A	N/A
BRIGHTER UDA PUSSELLAWAS	1,100-1,180	1,140-1,240
OTHER UDA PUSSELLAWAS	1,060-1,080	1,040-1,120
BEST UVAS	1,260-1,340	1,240-1,260
OTHER UVAS	1,000-1,080	1,200-1,220

QUOTATIONS - LOW GROWN

GRADE	SELECT BEST	BEST	BEST BELOW	OTHERS
BOP	1750-2100	1550-1600	1200-1250	950-1000
BOPF	1550-1650	1050-1150	900-950	700-750
FBOPF/FBOPFSP	4000-5500	3500-3800	1900-2800	1000
FBOP	1900-2550	1650-1750	1350-1400	950-1000
FBOP1	1700-2100	1450-1500	1300-1350	950-1000
FBOPF	1400-1600	1300-1380	1200-1250	950-1000
FBOPF1	1500-1650	1420-1480	1320-1380	950-1000
PEKOE	1480-2450	1300-1460	1180-1280	900-1160
PEK 1	1800-2350	1650-1750	1300-1600	950-1280
OP	1600-1800	1480-1550	1400-1460	850-1380
OPA	1550-1900	1400-1500	1300-1380	850-1280
OP 1	3000-3400	2400-2950	1800-2350	900-1750
BOP 1	2300-3050	1750-2300	1360-1600	900-1340



QUOTATIONS - OFF GRADES & DUSTS


BEST WESTERNS
BELOW BEST WESTERNS
OTHERS
NUWARA ELIYAS
BEST UVA UDA PUSSELLAWA
BELOW BEST UVA UDA PUSSELLAWA
OTHERS
BEST MEDIUMS
OTHER MEDIUMS
C.T.C

FNGS 1/FNGS	BP	BM
1100-1200	950-1000	850-900
1000-1080	800-900	700-800
850-980	650-750	600-680
1050-1150	900-1000	800-900
900-980	800-880	700-780
750-850	650-750	580-680
850-950	950-1000	750-850
700-800	750-900	580-750
700-950		

DUST 1
1400-1700
1250-1380
1000-1200
1150-1260
980-1120
850-980
750-850
500-600
880-1200


TOP PRICES OBTAINED AT THE SALE OF 06TH MAY, 2026

WESTERN MEDIUM




ESTATE	BOP	BOPSP	BOPF	BOPFSP
ANCOOMBRA	1,900.00			
CRAIGHEAD		1,500.00		
VELLAI OYA			1,280.00	
HARANAGALLA				1,480.00

WESTERN HIGH




ESTATE	BOP	BOPSP	BOPF	BOPFSP
MATTAKELLE	1,440.00			
INGESTRE		1,500.00		
DESSFORD			1,460.00	

UDA PUSSALLAWA



ESTATE	BOP	BOPSP	BOPF	BOPFSP
*KIRKLEES	1,180.00			
*LUCKYLAND	1,160.00			
DELMAR		1,380.00		
*LUCKYLAND		1,140.00		
MOOLOYA			1,240.00	

NUWARA ELIYA



ESTATE	BOP	BOPSP	BOPF	BOPFSP
KENMARE		980.00		

TOP PRICES OBTAINED AT THE SALE OF 06TH MAY, 2026

UVA HIGH

ESTATE	BOP	BOPSP	BOPF	BOPFSP
UVAKELLIE / PITARATMALIE	1,340.00			
SPRING VALLEY		1,550.00		
NAYABEDDE			1,300.00	
UVA HIGHLANDS				1,420.00

LOW GROWN

ESTATE	BOP	BOPSP	BOPF	BOPFSP
NEW LAKSAKANDA	2,150.00			
NEW SPRING VIEW / ANDARADENIYA SUPER / STREAM LINE		1,950.00		
RAJJURUWATTA SUPER			1,950.00	
KINGS BRU				1,950.00

UVA MEDIUM

ESTATE	BOP	BOPSP	BOPF	BOPFSP
TINIOYA	1,420.00			
ARUNA KEPPEPITIPOLA		1,440.00		
*HINDAGALA		1,420.00		
DICKWELLA		1,420.00		
EL TEB			1,240.00	
DICKWELLA				1,550.00

TOP PRICES OBTAINED AT THE SALE OF 06TH MAY, 2026

OTHERS	MARK	GRADE	PRICE
UVA HIGH	SPRING VALLEY	BOP 1	1,750.00
	*CRAIG	BOP 1	1,550.00
	UVAKELLIE	BOP 1	1,550.00
	AISLABY	BOP 1	1,550.00
	*CRAIG	FBOPF 1	1,460.00
	SPRING VALLEY	FBOPF 1	1,460.00
	*CRAIG	OP	1,440.00
	*CRAIG	OP 1	1,600.00
	SPRING VALLEY	OP 1	1,600.00
	*AMPITTIKANDE	OP 1	1,550.00
	*CRAIG	OP 1	1,550.00
	ODOOWERRE	OP 1	1,550.00
	AISLABY	OP 1	1,550.00
	ELLATHOTA UVA	OP 1	1,550.00
	RANAYA	PEKOE 1	1,950.00
	*CRAIG	PEKOE 1	1,850.00
ODOOWERRE	PEKOE 1	1,850.00	

CTC

HIGH GROWN	PF1	BP1	BPS
ULUGEDARA CTC / DUNSINANE CTC	1,120.00		
MEDIUM GROWN	PF1	BP1	BPS
NEW PEACOCK CTC	1,120.00		
DONSIDE CTC		700.00	
AULTMORE CTC			870.00
LOW GROWN	PF1	BP1	BPS
HINGALGODA CTC	1,400.00		
NELUNWATTA CTC		980.00	



*** TEAS SOLD BY EASTERN BROKERS LTD.**
 + EQUAL ALL TIME AUCTION RECORD PRICE.
 ++ AN ALL-TIME AUCTION RECORD PRICE.

CROP & WEATHER FOR THE PERIOD – 28TH APRIL TO 04TH MAY, 2026.

WESTERN / NUWARA ELIYA REGIONS

Bright mornings and evening showers were reported in Western and Nuwara Eliya regions throughout the week. Showers are expected in both regions in the week ahead according to the Department of Meteorology.

UVA/UDAPUSSELLAWA REGIONS

The Uva and Uda Pussellawa regions reported sunny weather and occasional evening showers during the week. According to the Department of Meteorology, misty conditions are expected in the Uva Region in the week ahead.

LOW GROWN

The Low Grown Region reported bright mornings and evening showers throughout the week. The Department of Meteorology expects heavy showers in the Low Grown Region in the week ahead.

CROP INTAKE

The Western, Nuwara Eliya, Uva and Uda Pussellawa regions reported a decrease in the crop intake, whilst the Low Grown Region reported an increase.

SALE AVERAGES OF 28/04/2026

ORTHODOX
Uva High
Western High
Uva Medium
Western Medium
Low Grown

WEEK (RS. PER KG)	
2026 GROSS	2025 GROSS
1,121.61	1,073.67
1,250.68	1,098.79
1,135.12	1,119.03
1,049.30	1,060.26
1,303.03	1,286.64

TO DATE (RS.PER KG)	
2026 GROSS	2025 GROSS
1,050.72	1,068.82
1,236.73	1,167.21
1,015.57	1,097.35
995.76	1,056.72
1,237.08	1,269.78

CTC
Uva High
Western High
Western Medium
Low Grown

2026 GROSS	2025 GROSS
1,175.13	1,183.74
1,071.70	1,040.06
898.36	946.09
880.00	1,014.77

2026 GROSS	2025 GROSS
1,154.64	1,136.13
1,098.77	1,094.89
966.89	964.10
943.10	977.90

SALE AVERAGES OF 28/04/2026

COMBINED (ORTHODOX & CTC)	WEEK (RS. PER KG)		TO DATE (RS.PER KG)	
	2026 GROSS	2025 GROSS	2026 GROSS	2025 GROSS
Uva High	1,121.26	1,071.82	1,039.45	1,061.29
Western High	1,217.32	1,081.14	1,204.94	1,146.92
High Grown – Total	1,183.83	1,077.79	1,157.40	1,121.49
Uva Medium	1,138.61	1,118.55	1,013.49	1,095.21
Western Medium	1,012.72	1,037.51	978.88	1,034.84
Med. Grown – Total	1,059.02	1,064.95	989.20	1,053.49
Low Grown – Total	1,278.78	1,270.95	1,219.45	1,256.53
Total	1,217.98	1,188.33	1,170.65	1,195.63
CTC Total	927.11	999.04	986.06	995.65

QUANTITY SOLD - 23RD TO 28TH APRIL, 2026

	WEEK (KG)		TO DATE (KG)	
	2026 GROSS	2025 GROSS	2026 GROSS	2025 GROSS
PUBLIC AUCTION	4,682,339.00	5,758,934.00	73,591,571.00	77,279,805.00
PRIVATE SALE	316,492.50	229,241.95	3,302,343.52	3,440,308.00
FORWARD CONTRACTS	88,000.00	57,520.00	648,560.00	964,336.00
DIRECT SALES	0.00	0.00	0.00	0.00
BIO/GREEN TEA	70,617.00	55,946.00	611,479.00	743,481.00
BMF – (EXCLUDED FROM PRIVATE SALE)	33,295.00	63,800.00	443,234.00	708,891.00

WORLD TEA PRODUCTION

COUNTRY	MONTH		TOTAL UPTO		(+) INC/ (-) DE		
		2026 (KG)	2025 (KG)			2026 (KG)	2025 (KG)
SRI LANKA	MARCH	20.90	24.42	MARCH	59.61	61.77	-2.16
		2025 (KG)	2024 (KG)		2025 (KG)	2024 (KG)	
BANGLADESH	NOVEMBER	10.16	9.97	NOVEMBER	85.70	86.66	- 0.96
NORTH INDIA	DECEMBER	61.38	12.20	DECEMBER	1136.18	1075.57	+ 59.61
SOUTH INDIA	DECEMBER	18.02	18.38	DECEMBER	233.80	226.96	+ 6.84
KENYA	NOVEMBER	48.27	47.41	NOVEMBER	499.66	540.43	- 40.77

SALE NO – 19B 19TH TO 20TH MAY, 2026.

		LOTS	QUANTITY (KG)
EX-ESTATE	Closed on 30/04/2026 excluding violations.	1,051	1,111,001.00
HIGH & MEDIUM	Closed on 30/04/2026 excluding violations.	1,849	919,897.00
LEAFY GRADES	Closed on 30/04/2026 excluding violations.	2,269	900,860.00
SEMI LEAFY	Closed on 30/04/2026 excluding violations.	1,695	720,555.00
TIPPY SMALL LEAF	Closed on 30/04/2026 excluding violations.	2,095	1,017,982.00
OFF GRADES	Closed on 30/04/2026 excluding violations.	1,655	962,201.00
BOP1A	Closed on 30/04/2026 excluding violations.	623	244,301.00
DUSTS	Closed on 30/04/2026 excluding violations.	673	645,768.00
PREMIUM FLOWERY	Closed on 30/04/2026 excluding violations.	278	39,530.00
TOTAL		12,188	6,562,095.00

A total of 6,562,095.0 kgs are on offer at this sale of which 372,710.0 kgs, are reprints.

SALE NO: 20C
25TH TO 26TH
MAY, 2026.

EX - ESTATE &
MAIN SALE
Scheduled to close
on 07/05/2026.

COMMENTS

A quantity of 5.416 million kilos of tea was on offer at this week's auction. This was 0.06 million kilos higher than last week's quantity. Ex. Estate offerings which comprised 0.871 million kilos of teas was 0.044 million kilos higher than last week.

Quality showed a decline all round.

There was Fair demand.

In the Ex estate catalogues, all Western BOP's met a lower market. Best coloury/clean leaf BOPF met a dearer market. Others were irregular. In the Below Best category, higher price bracket teas where quality was maintained, sold around last levels. Others were irregular. At the lower end, select of coloury teas were firm. Others were lower.

Nuwara Eliya BOP's and BOPF were mostly unsold.

Better Uva/UdaPussellawa BOP's were firm. Others met a lower market. Better Uva BOPF were firm to little lower. Others declined further. UdaPussellawa BOPF declined sharply.

There were hardly any offerings of High Grown BP1's. Best PF1's were lower. Others sold around last levels. Medium Grown BP1's were irregular. Select Best PF1's were firm. Others were lower. There were hardly any offerings of Low Grown BP1's. Better PF1's were firm. Others were lower.

In the Low Grown leafy catalogues, Select Best OP1's met a lower market. Others were firm to dearer. High Priced OP's were firm. Balance were dearer. Select Best OPA's were firm. Others were dearer.

In the Low Grown Semi leafy catalogues, BOP1's and PEK1's sold around last levels. PEK's met a dearer market.

In the Low Grown Small leaf catalogues, Select Best FBOP's met a lower market. Balance sold around last levels. Well made FBOPF1's were irregular. Balance were dearer. FBOPF's sold around last levels.

In the Off Grades catalogues, Liquoring fannings met a lower market. BM's, BOP1A's and BP's sold around last levels. Low Grown fannings were lower.

In the Dust catalogues, Select Best Primaries were firm. All other Primaries and Clean Secondaries met a lower market. Other Secondaries were barely steady. Low Grown's met a lower market.

DETAILS OF TEA AWAITING SALES – 2026

SALE NO – 18A 12TH & 13TH MAY 2026.

	LOTS	QUANTITY (KG)	REPRINTS
EX-ESTATE	1,054	1,089,727.00	
HIGH AND MEDIUM	1,696	810,003.00	
LOW LEAFY GRADE	1,949	757,156.00	
SEMI LEAFY GRADE	1,415	599,882.00	
TIPPY SMALL LEAF	1,770	866,380.00	
OFF GRADES & BOP1A	1,993	1,014,586.00	
DUSTS	656	617,350.00	
PREMIUM FLOWERY	244	34,092.00	
TOTAL	10,777	5,789,176.00	364,494.00

TOTAL NO OF PKGS 149,164

NO OF TOTAL CTC PKGS 12,220

TOTAL QUANTITY (KG) 633,785

SALE NO – 19B 19TH & 20TH MAY 2026.

	LOTS	QUANTITY (KG)	REPRINTS
	1,051	1,111,001.00	
	1,849	919,897.00	
	2,269	900,860.00	
	1,695	720,555.00	
	2,095	1,017,982.00	
	2,278	1,206,502.00	
	673	645,768.00	
	278	39,530.00	
TOTAL	12,188	6,562,095.00	372,710.00

TOTAL NO OF PKGS 170,644

NO OF TOTAL CTC PKGS 12,282

TOTAL QUANTITY (KG) 632,129

SALE NO 18A – 12TH TO 13TH MAY, 2026.

ORDER OF SALE

Ex - ESTATE

JOHN KEELLS PLC.

BARTLEET PRODUCE MARKETING (PVT) LTD.

EASTERN BROKERS LTD.

MERCANTILE PRODUCE BROKERS (PVT) LTD.

FORBES & WALKER TEA BROKERS (PVT) LTD.

ASIA SIYAKA COMMODITIES (PVT) LTD.

LANKA COMMODITY BROKERS LTD.

CEYLON TEA BROKERS PLC.

HIGH & MEDIUM

ASIA SIYAKA COMMODITIES (PVT) LTD.

LANKA COMMODITY BROKERS LTD.

MERCANTILE PRODUCE BROKERS (PVT) LTD.

FORBES & WALKER TEA BROKERS (PVT) LTD.

EASTERN BROKERS LTD.

JOHN KEELLS PLC.

CEYLON TEA BROKERS PLC.

BARTLEET PRODUCE MARKETING (PVT) LTD.

LOW GROWN

ASIA SIYAKA COMMODITIES (PVT) LTD.

BARTLEET PRODUCE MARKETING (PVT) LTD.

MERCANTILE PRODUCE BROKERS (PVT) LTD.

FORBES & WALKER TEA BROKERS (PVT) LTD.

JOHN KEELLS PLC.

EASTERN BROKERS LTD.

LANKA COMMODITY BROKERS LTD.

CEYLON TEA BROKERS PLC.

10% PAYMENT

15/05/2026

BUYERS' PROMPT

19/05/2026

SELLERS' PROMPT

20/05/2026

NATIONAL AVERAGES REPORT - APRIL, 2026

NATIONAL AVERAGES REPORT - April 2026

Elevation	MONTH		TODATE	
	QUANTITY - KG	AVERAGE - RS. / KG	QUANTITY - KG	AVERAGE - RS. / KG
Orthodox				
UVA-HIGH	929,290	1,109.76	4,361,589	1,050.34
WESTERN-HIGH	1,890,432	1,244.54	10,002,950	1,234.36
UVA-MEDIUM	832,815	1,112.93	3,574,765	1,013.93
WESTERN-MEDIUM	1,171,571	1,024.49	5,714,117	998.99
LOW	8,242,965	1,278.28	44,766,666	1,238.65
Total	13,067,073	1,228.12	68,420,087	1,194.26
CTC				
UVA-HIGH	89,920	1,170.85	366,993	1,154.84
WESTERN-HIGH	219,570	1,076.55	1,425,896	1,098.95
WESTERN-MEDIUM	562,240	914.49	3,250,810	967.35
LOW	801,745	887.97	3,869,385	942.90
Total	1,673,475	936.82	8,713,084	986.48
OTH/CTC				
UVA-HIGH	1,019,210	1,115.15	4,728,582	1,058.43
WESTERN-HIGH	2,110,002	1,227.06	11,428,846	1,217.46
UVA-MEDIUM	832,815	1,112.93	3,574,765	1,013.93
WESTERN-MEDIUM	1,733,811	988.82	8,964,927	987.51
LOW	9,044,710	1,243.68	48,436,051	1,216.25
Total	14,740,548	1,195.05	77,133,171	1,170.79
GREEN				
UVA-HIGH	44,355	1,327.06	138,203	1,336.99
WESTERN-HIGH	55,490	1,364.80	251,811	1,374.22
UVA-MEDIUM	26,700	1,402.62	107,015	1,405.89
WESTERN-MEDIUM	29,938	1,321.04	126,252	1,287.97
LOW	10	4,200.00	1,533	2,640.01
Total	156,493	1,352.37	624,814	1,357.09

NATIONAL AVERAGES REPORT - APRIL, 2026

Elevation	MONTH		TODATE	
	QUANTITY - KG	AVERAGE - RS. / KG	QUANTITY - KG	AVERAGE - RS. / KG
ORGANIC TEAS				
UVA-HIGH	2,027	1,594.72	24,920	1,223.47
WESTERN-HIGH	4,739	1,115.13	25,314	1,189.79
WESTERN-MEDIUM	18,447	1,785.38	60,804	1,945.27
LOW	0	0.00	1,220	2,525.89
Total	25,213	1,644.07	112,258	1,620.99
Special Tea				
UVA-HIGH	1,597	1,504.07	9,066	1,508.93
WESTERN-HIGH	763	11,187.42	4,073	12,785.87
UVA-MEDIUM	16	30,562.50	136	27,191.18
WESTERN-MEDIUM	2,289	1,942.77	27,064	1,758.38
LOW	1,785	4,141.23	6,513	6,357.01
Total	6,450	3,607.15	46,852	3,381.88
Black Tea sales from refuse tea processing centres				
UVA-HIGH	37,533	610.58	173,273	643.48
WESTERN-HIGH	175,429	612.18	742,138	704.75
UVA-MEDIUM	4,320	684.17	36,514	651.10
WESTERN-MEDIUM	41,365	653.29	172,271	635.32
LOW	204,729	589.61	996,627	597.09
Others	23,545	1,114.56	264,005	1,848.18
Total	486,921	603.40	2,384,828	637.72
Composite National Averages				
Other	1,211	572.01	19,217	555.60
High Grown	3,451,145	1,161.94	17,526,226	1,153.17
Medium Grown	2,712,035	1,031.79	13,298,500	994.81
Low Grown	9,251,234	1,229.77	49,457,979	1,204.36
All Tea Average	15,415,625	1,179.70	80,301,922	1,158.33

