

# EASTERN BROKERS LIMITED

---

## TEA MARKET REPORT



**SALE NO – 20C**

**25<sup>TH</sup> & 26<sup>TH</sup> MAY, 2026**

# ORDER OF SALE – 20C

## EX-ESTATE

MERCANTILE PRODUCE BROKERS (PVT) LTD.

FORBES & WALKER TEA BROKERS (PVT) LTD.

ASIA SIYAKA COMMODITIES (PVT) LTD.

LANKA COMMODITY BROKERS LTD.

CEYLON TEA BROKERS PLC.

BARTLEET PRODUCE MARKETING (PVT) LTD.

JOHN KEELLS PLC.

**EASTERN BROKERS LTD.**

## HIGH & MEDIUM

MERCANTILE PRODUCE BROKERS (PVT) LTD.

FORBES & WALKER TEA BROKERS (PVT) LTD.

**EASTERN BROKERS LTD.**

JOHN KEELLS PLC.

CEYLON TEA BROKERS PLC.

BARTLEET PRODUCE MARKETING (PVT) LTD.

ASIA SIYAKA COMMODITIES (PVT) LTD.

LANKA COMMODITY BROKERS LTD.

## LOW GROWN

MERCANTILE PRODUCE BROKERS (PVT) LTD.

FORBES & WALKER TEA BROKERS (PVT) LTD.

JOHN KEELLS PLC.

**EASTERN BROKERS LTD.**

LANKA COMMODITY BROKERS LTD.

CEYLON TEA BROKERS PLC.

ASIA SIYAKA COMMODITIES (PVT) LTD.

BARTLEET PRODUCE MARKETING (PVT) LTD.

# AUCTION QUANTITY DETAILS - 26<sup>TH</sup> MAY, 2026

	LOTS	QUANTITY
<b>EX-ESTATE</b>	<b>1,019</b>	<b>1,071,970.00</b>
<b>MAIN SALE - HIGH AND MEDIUM</b>	<b>1,763</b>	<b>810,617.00</b>
<b>MAIN SALE – LOW LEAFY GRADE</b>	<b>2,224</b>	<b>877,561.00</b>
<b>MAIN SALE – SEMI LEAFY GRADE</b>	<b>1,577</b>	<b>652,588.00</b>
<b>MAIN SALE – TIPPY SMALL LEAF</b>	<b>1,861</b>	<b>878,638.00</b>
<b>OFF GRADES &amp; BOP1A</b>	<b>2,240</b>	<b>1,201,737.00</b>
<b>DUSTS</b>	<b>633</b>	<b>610,601.00</b>
<b>PREMIUM FLOWERY</b>	<b>309</b>	<b>41,704.00</b>
<b>TOTAL</b>	<b>11,626</b>	<b>6,145,416.00</b>



# MARKET DESCRIPTION

**QUANTITY**

**11,626.0 lots totalling 6,145,416.0 kilos on offer.**

**QUALITY**

**Showed a decline all round.**

**DEMAND**

**Was irregular.**

**WESTERNS**

**Better Western BOP's where quality was maintained, were firm to dearer by Rs.20/- to Rs.40/- per kg. Others were lower by a similar margin. In the Below Best category, select coloury invoice were firm to around Rs.20/- per kg dearer. Others were lower by a similar margin. Plainer sorts were Rs.20/- to Rs.40/- per kg dearer. Best BOPF where quality was maintained, were firm to dearer by Rs.20/- to Rs.40/- per kg. Others were irregular. Teas in the Below Best category, where quality was maintained, sold around last levels. Others and Plainer sorts declined by around Rs.20/- per kg.**

**NUWARA ELIYAS**

**BOP and BOPF were mostly unsold.**

**UVA UDAPUSSELLAWA**

**BOP and BOPF declined around Rs.100/- per kg with many withdrawals.**

**CTC**

**Hardly any offerings of High Grown BP1's. A few select invoices of PF1's where quality was maintained, declined around Rs.20/- per kg. Others declined around Rs.50/- per kg and more. Medium Grown BP1's were irregular. PF1's declined around Rs.50/- per kg and more. Low Grown BP1's sold around last levels. Select PF1's were firm. Others declined Rs.20/- to Rs.40/- per kg.**

# MARKET DESCRIPTION

## LOW GROWN LEAFY GRADES

OP1's sold around last levels. High Priced OP's and OPA's were firm. Others were lower.

## LOW GROWN SEMI LEAF

BOP1's in general were dearer. Select Best PEK's together with the teas at the lower end were easier. Others sold around last levels. Select Best, Best PEK1's together with the teas at the bottom were firm. Others declined.

## LOW GROWN TIPPY/SMALL LEAF

FBOP's, FBOPF1's and FBOPF's were irregularly dearer.

## OFF GRADES

Liquoring fannings declined sharply by Rs.50/- to Rs.100/- per kg. BM's and BOP1A's declined Rs.20/- to Rs.30/- per kg. BP's held firm. Low Grown fannings declined Rs.30/- to Rs.40/- per kg.

## DUSTS

Select Best Primaries declined Rs.20/- to Rs.40/- per kg. Best and Below Best sorts where quality was maintained were around Rs.40/- per kg lower. Others declined Rs.40/- to Rs.60/- per kg. Clean Secondaries held firm. Others declined Rs.40/- to Rs.60/- per kg. Low Grown's were barely steady.

# QUOTATIONS - EX-ESTATE

	<b>BOP</b>	<b>BOPF</b>
<b>BEST WESTERNS</b>	<b>1,280-1,400</b>	<b>1,280-1,400</b>
<b>BELOW BEST WESTERNS</b>	<b>1,120-1,260</b>	<b>1,100-1,260</b>
<b>PLAINER WESTERNS</b>	<b>900-1,080</b>	<b>900--1,080</b>
<b>NUWARA ELIYAS</b>	<b>N/A</b>	<b>N/A</b>
<b>BRIGHTER UDA PUSSELLAWAS</b>	<b>900-920</b>	<b>960-1,060</b>
<b>OTHER UDA PUSSELLAWAS</b>	<b>810-830</b>	<b>800-900</b>
<b>BEST UVAS</b>	<b>N/A</b>	<b>1,160-1,220</b>
<b>OTHER UVAS</b>	<b>940</b>	<b>960-1,080</b>

# QUOTATIONS - LOW GROWN

GRADE	SELECT BEST	BEST	BEST BELOW	OTHERS
<b>BOP</b>	1600-1800	1500-1550	1300-1350	900-1000
<b>BOPF</b>	1500-1550	1050-1150	900-950	750-800
<b>FBOPF/FBOPFSP</b>	5500-6200	4000-4500	2500-3400	1000-1200
<b>FBOP</b>	1900-2500	1700-1850	1400-1500	1000-1100
<b>FBOP1</b>	1800-2200	1550-1600	1400-1450	1000-1100
<b>FBOPF</b>	1500-1700	1400-1450	1250-1300	1000-1100
<b>FBOPF1</b>	1550-1650	1440-1480	1360-1400	950-1000
<b>PEKOE</b>	1500-2500	1300-1480	1160-1280	860-1140
<b>PEK 1</b>	1850-2350	1600-1800	1300-1550	900-1280
<b>OP</b>	1600-1800	1480-1550	1400-1460	820-1360
<b>OPA</b>	1550-1900	1420-1500	1300-1400	820-1280
<b>OP 1</b>	3200-3650	2500-3150	1750-2450	900-1700
<b>BOP 1</b>	2350-3550	1850-2300	1500-1750	900-1480



# QUOTATIONS - OFF GRADES & DUSTS


<b>BEST WESTERNS</b>
<b>BELOW BEST WESTERNS</b>
<b>OTHERS</b>
<b>NUWARA ELIYAS</b>
<b>BEST UVA UDA PUSSELLAWA</b>
<b>BELOW BEST UVA UDA PUSSELLAWA</b>
<b>OTHERS</b>
<b>BEST MEDIUMS</b>
<b>OTHER MEDIUMS</b>
<b>C.T.C</b>

<b>FNGS 1/FNGS</b>	<b>BP</b>	<b>BM</b>
<b>1000-1100</b>	<b>950-1000</b>	<b>900-950</b>
<b>900-980</b>	<b>800-900</b>	<b>750-880</b>
<b>750-880</b>	<b>650-750</b>	<b>650-740</b>
<b>1000-1100</b>	<b>900-1000</b>	<b>900-950</b>
<b>900-980</b>	<b>800-880</b>	<b>750-880</b>
<b>750-850</b>	<b>650-750</b>	<b>650-740</b>
<b>850-950</b>	<b>950-1000</b>	<b>850-980</b>
<b>700-800</b>	<b>750-900</b>	<b>680-840</b>
<b>700-950</b>		

<b>DUST 1</b>
<b>1400-1700</b>
<b>1250-1380</b>
<b>1000-1200</b>
<b>1150-1260</b>
<b>980-1120</b>
<b>850-980</b>
<b>750-850</b>
<b>500-600</b>
<b>880-1200</b>


# TOP PRICES OBTAINED AT THE SALE OF 26<sup>TH</sup> MAY, 2026

## WESTERN MEDIUM




ESTATE	BOP	BOPSP	BOPF	BOPFSP
DARTRY VALLEY	1,750.00			
ANCOOMBRA	1,750.00	1,460.00		
VELLAI OYA			1,220.00	
DARTRY VALLEY				1,360.00

## WESTERN HIGH




ESTATE	BOP	BOPSP	BOPF	BOPFSP
ROBGILL	1,400.00			
MATTAKELLE	1,400.00	1,340.00		
DESSFORD			1,400.00	

## NUWARA ELIYA



ESTATE	BOP	BOPSP	BOPF	BOPFSP
KENMARE	1,020.00	980.00		

## UDA PUSSALLAWA



ESTATE	BOP	BOPSP	BOPF	BOPFSP
MOOLOYA	960.00		1,060.00	

# TOP PRICES OBTAINED AT THE SALE OF 26<sup>TH</sup> MAY, 2026

## UVA HIGH

ESTATE	BOP	BOPSP	BOPF	BOPFSP
UVA HIGHLANDS	980.00			
<b>*CRAIG</b>	<b>840.00</b>			
RANAYA		1,300.00		
NAYABEDDE / BANDARAEIYA			1,160.00	
SPRING VALLEY				1,220.00
<b>*UVA HIGHLANDS</b>				<b>750.00</b>

## LOW GROWN

ESTATE	BOP	BOPSP	BOPF	BOPFSP
NAWAGAMUWEHENA / ARUNA / NEW BATUWANGALA / NEW VITHANAKANDE	1,900.00			
STREAM LINE		1,950.00		
RAJJURUWATTA SUPER			1,850.00	
KINGS BRU				1,900.00

## UVA MEDIUM

ESTATE	BOP	BOPSP	BOPF	BOPFSP
HALPEWATTE UVA	1,460.00			
MISTRY-UVA		1,440.00		
EL TEB			960.00	
DICKWELLA				1,380.00

# TOP PRICES OBTAINED AT THE SALE OF 26<sup>TH</sup> MAY, 2026

OTHERS	MARK	GRADE	PRICE
UVA MEDIUM	MISTRY-UVA *HINDAGALA	FBOPF FBOPF	1,100.00 <b>1,020.00</b>

## CTC

HIGH GROWN	PF1	BP1	BPS
DUNSINANE CTC	1,040.00		
MOUNT VERNON CTC		820.00	

MEDIUM GROWN	PF1	BP1	BPS
STRATHDON CTC	1,060.00		
DELTA CTC		850.00	

LOW GROWN	PF1	BP1	BPS
HINGALGODA CTC	1,460.00		
CECILIAN CTC		1,420.00	



\* **TEAS SOLD BY EASTERN BROKERS LTD.**

+ **EQUAL ALL TIME AUCTION RECORD PRICE.**

++ **AN ALL-TIME AUCTION RECORD PRICE.**

# CROP & WEATHER FOR THE PERIOD - 19<sup>TH</sup> TO 25<sup>TH</sup> MAY, 2026.

## WESTERN / NUWARA ELIYA REGIONS

Both regions experienced heavy rain throughout the week. According to the Department of Meteorology, rain is expected in the Western and Nuwara Eliya regions in the week ahead.

## UVA/UDAPUSSELLAWA REGIONS

Bright weather and occasional evening showers were reported in both regions throughout the week. Rain is expected in the Uva and Uda Pussellawa regions in the week ahead according to the Department of Meteorology.

## LOW GROWN

Rain was reported in the Low Grown Region during the week. Showery conditions are expected in the Low Grown Region in the week ahead according to the Department of Meteorology.

## CROP INTAKE

All regions reported a decrease in the crop intake.

# SALE AVERAGES OF 20/05/2026

<b>ORTHODOX</b>
Uva High
Western High
Uva Medium
Western Medium
Low Grown

<b>WEEK (RS. PER KG)</b>	
<b>2026 GROSS</b>	<b>2025 GROSS</b>
1,005.48	1,022.22
1,155.64	1,037.77
1,034.07	1,061.00
1,002.81	1,033.45
1,325.87	1,258.16

<b>TO DATE (RS.PER KG)</b>	
<b>2026 GROSS</b>	<b>2025 GROSS</b>
1,057.26	1,060.87
1,229.63	1,147.68
1,033.19	1,093.76
1,001.20	1,053.60
1,247.80	1,269.04

<b>CTC</b>
Uva High
Western High
Western Medium
Low Grown

<b>2026 GROSS</b>	<b>2025 GROSS</b>
1,160.55	1,128.12
931.33	990.82
857.05	931.04
975.50	1,007.67

<b>2026 GROSS</b>	<b>2025 GROSS</b>
1,154.72	1,135.11
1,086.29	1,078.34
960.43	956.63
941.52	985.19

# SALE AVERAGES OF 20/05/2026

COMBINED (ORTHODOX & CTC)	WEEK (RS. PER KG)		TO DATE (RS.PER KG)	
	2026 GROSS	2025 GROSS	2026 GROSS	2025 GROSS
Uva High	1,000.06	1,009.00	1,046.44	1,053.45
Western High	1,119.13	1,015.01	1,197.81	1,126.90
High Grown – Total	<b>1,077.89</b>	<b>1,012.83</b>	<b>1,152.43</b>	<b>1,104.23</b>
Uva Medium	1,033.78	1,060.48	1,031.49	1,091.91
Western Medium	972.42	1,008.87	982.31	1,031.48
Med. Grown – Total	<b>997.28</b>	<b>1,025.04</b>	<b>997.87</b>	<b>1,050.47</b>
Low Grown – Total	<b>1,308.12</b>	<b>1,246.48</b>	<b>1,229.63</b>	<b>1,255.83</b>
Total	<b>1,202.28</b>	<b>1,153.35</b>	<b>1,176.12</b>	<b>1,189.92</b>
CTC Total	<b>950.41</b>	<b>978.52</b>	<b>980.94</b>	<b>993.82</b>

# QUANTITY SOLD - 14<sup>TH</sup> TO 20<sup>TH</sup> MAY, 2026

	WEEK (KG)		TO DATE (KG)	
	2026 GROSS	2025 GROSS	2026 GROSS	2025 GROSS
PUBLIC AUCTION	5,486,924.00	6,143,399.00	88,782,105.00	93,384,278.50
PRIVATE SALE	226,634.00	258,690.50	4,792,811.45	4,101,073.50
FORWARD CONTRACTS	32,000.00	40,000.00	919,870.00	1,109,871.00
DIRECT SALES	0.00	0.00	0.00	0.00
BIO/GREEN TEA	41,489.00	70,098.00	915,125.00	952,430.00
BMF – (EXCLUDED FROM PRIVATE SALE)	16,700.00	12,100.00	542,096.00	746,274.00

## WORLD TEA PRODUCTION

COUNTRY	MONTH		TOTAL UPTO		(+ ) INC/ (-) DE		
		2026 (KG)	2025 (KG)			2026 (KG)	2025 (KG)
SRI LANKA	APRIL	24.22	26.39	APRIL	83.94	88.38	-4.44
		2025 (KG)	2024 (KG)		2025 (KG)	2024 (KG)	
BANGLADESH	NOVEMBER	10.16	9.97	NOVEMBER	85.70	86.66	- 0.96
NORTH INDIA	DECEMBER	61.38	12.20	DECEMBER	1136.18	1075.57	+ 59.61
SOUTH INDIA	DECEMBER	18.02	18.38	DECEMBER	233.80	226.96	+ 6.84
KENYA	NOVEMBER	48.27	47.41	NOVEMBER	499.66	540.43	- 40.77

# SALE NO - 22B 09<sup>TH</sup> TO 10<sup>TH</sup> JUNE, 2026.

		LOTS	QUANTITY (KG)
<b>EX-ESTATE</b>	Closed on 21/05/2026 excluding violations.	975	1,017,527.00
<b>HIGH &amp; MEDIUM</b>	Closed on 21/05/2026 excluding violations.	1,870	837,295.00
<b>LEAFY GRADES</b>	Closed on 21/05/2026 excluding violations.	2,231	917,460.00
<b>SEMI LEAFY</b>	Closed on 21/05/2026 excluding violations.	1,638	687,947.00
<b>TIPPY SMALL LEAF</b>	Closed on 21/05/2026 excluding violations.	2,051	955,419.00
<b>OFF GRADES</b>	Closed on 21/05/2026 excluding violations.	1,821	1,077,849.00
<b>BOP1A</b>	Closed on 21/05/2026 excluding violations.	669	248,586.00
<b>DUSTS</b>	Closed on 21/05/2026 excluding violations.	749	704,304.00
<b>PREMIUM FLOWERY</b>	Closed on 21/05/2026 excluding violations.	306	43,141.00
<b>TOTAL</b>		<b>12,310</b>	<b>6,489,528.00</b>

A total of 6,489,528.0 kgs are on offer at this sale of which 552,389.0 kgs, are reprints.

SALE NO: 23C  
16<sup>TH</sup> TO 17<sup>TH</sup>  
JUNE, 2026.

EX - ESTATE &  
MAIN SALE  
Scheduled to close  
on 29/05/2026.

# COMMENTS

A quantity of 6.145 million kilos of tea was on offer at this week's auction. This was 0.417 million kilos lower than last week's quantity. Ex. Estate offerings which comprised 1.071 million kilos of teas was 0.04 million kilos lower than last week.

Quality showed a decline all round.

There was irregular demand.

In the Ex estate catalogues, Better Westerns BOP's where quality was maintained, were firm to dearer. Others met a lower market. In the Below Best category select coloury invoice were firm to dearer. Others were lower. Plainer sorts were dearer. Best BOPF where quality was maintained were firm to dearer. Others were irregular. Teas in the Below Best category, where quality was maintained sold around last levels. Others and Plainer sorts were lower.

Nuwara Eliya BOP's and BOPF were mostly unsold.

Uva/UdaPussellawa BOP's and BOPF met a lower market with many withdrawals.

There were hardly any offerings of High Grown BP1's. PF1's met a lower market. Medium Grown BP1's were irregular. PF1's were lower. Low Grown BP1's sold around last levels. Select PF1's were firm. Others were lower.

In the Low Grown leafy catalogues, OP1's sold around last levels. High Priced OP's and OPA's were firm. Others were lower.

In the Low Grown Semi leafy catalogues, BOP1's met a dearer market. Select Best PEK's together with the teas at the lower end were easier. Others sold around last levels. Select Best PEK1's together with the teas at the bottom were firm. Others were lower.

In the Low Grown Small leaf catalogues, FBOP's, FBOPF1's and FBOPF's met a dearer market.

In the Off Grades catalogues, Baring BP's which were firm. All others met a lower market.

In the Dust catalogues, All Primaries met a lower market. Clean Secondaries were firm. Others were lower. Low Grown's were barely steady.

# DETAILS OF TEA AWAITING SALES – 2026

## SALE NO – 21A 02<sup>ND</sup> & 03<sup>RD</sup> JUNE 2026.

	LOTS	QUANTITY (KG)	REPRINTS
EX-ESTATE	938	963,470.00	
HIGH AND MEDIUM	1,773	802,982.00	
LOW LEAFY GRADE	2,169	893,542.00	
SEMI LEAFY GRADE	1,577	663,018.00	
TIPPY SMALL LEAF	1,948	933,425.00	
OFF GRADES & BOP1A	2,436	1,266,123.00	
DUSTS	673	626,875.00	
PREMIUM FLOWERY	255	36,227.00	
<b>TOTAL</b>	<b>11,769</b>	<b>6,185,662.00</b>	331,382.00

**TOTAL NO OF PKGS** 166,306

**NO OF TOTAL CTC PKGS** 11,615

**TOTAL QUANTITY (KG)** 599,307

## SALE NO – 22B 09<sup>TH</sup> & 10<sup>TH</sup> JUNE 2026.

	LOTS	QUANTITY (KG)	REPRINTS
	975	1,017,527.00	
	1,870	837,295.00	
	2,231	917,460.00	
	1,638	687,947.00	
	2,051	955,419.00	
	2,490	1,326,435.00	
	749	704,304.00	
	306	43,141.00	
<b>TOTAL</b>	<b>12,310</b>	<b>6,489,528.00</b>	552,389.00

**TOTAL NO OF PKGS** 173,745

**NO OF TOTAL CTC PKGS** 12,135

**TOTAL QUANTITY (KG)** 641,867

# SALE NO 21A - 02<sup>ND</sup> TO 03<sup>RD</sup> JUNE, 2026.

## ORDER OF SALE

### Ex - ESTATE

FORBES & WALKER TEA BROKERS (PVT) LTD.

ASIA SIYAKA COMMODITIES (PVT) LTD.

LANKA COMMODITY BROKERS LTD.

CEYLON TEA BROKERS PLC.

BARTLEET PRODUCE MARKETING (PVT) LTD.

JOHN KEELLS PLC.

**EASTERN BROKERS LTD.**

MERCANTILE PRODUCE BROKERS (PVT) LTD.

### HIGH & MEDIUM

FORBES & WALKER TEA BROKERS (PVT) LTD.

**EASTERN BROKERS LTD.**

JOHN KEELLS PLC.

CEYLON TEA BROKERS PLC.

BARTLEET PRODUCE MARKETING (PVT) LTD.

ASIA SIYAKA COMMODITIES (PVT) LTD.

LANKA COMMODITY BROKERS LTD.

MERCANTILE PRODUCE BROKERS (PVT) LTD.

### LOW GROWN

FORBES & WALKER TEA BROKERS (PVT) LTD.

JOHN KEELLS PLC.

**EASTERN BROKERS LTD.**

LANKA COMMODITY BROKERS LTD.

CEYLON TEA BROKERS PLC.

ASIA SIYAKA COMMODITIES (PVT) LTD.

BARTLEET PRODUCE MARKETING (PVT) LTD.

MERCANTILE PRODUCE BROKERS (PVT) LTD.

**10% PAYMENT**

**05/06/2026**

**BUYERS' PROMPT**

**09/06/2026**

**SELLERS' PROMPT**

**10/06/2026**