

# EASTERN BROKERS LIMITED

---

## TEA MARKET REPORT



**SALE NO – 21A**

**02<sup>ND</sup> & 03<sup>RD</sup> JUNE, 2026**

# ORDER OF SALE - 21A

## EX-ESTATE

FORBES & WALKER TEA BROKERS (PVT) LTD.

ASIA SIYAKA COMMODITIES (PVT) LTD.

LANKA COMMODITY BROKERS LTD.

CEYLON TEA BROKERS PLC.

BARTLEET PRODUCE MARKETING (PVT) LTD.

JOHN KEELLS PLC.

**EASTERN BROKERS LTD.**

MERCANTILE PRODUCE BROKERS (PVT) LTD.

## HIGH & MEDIUM

FORBES & WALKER TEA BROKERS (PVT) LTD.

**EASTERN BROKERS LTD.**

JOHN KEELLS PLC.

CEYLON TEA BROKERS PLC.

BARTLEET PRODUCE MARKETING (PVT) LTD.

ASIA SIYAKA COMMODITIES (PVT) LTD.

LANKA COMMODITY BROKERS LTD.

MERCANTILE PRODUCE BROKERS (PVT) LTD.

## LOW GROWN

FORBES & WALKER TEA BROKERS (PVT) LTD.

JOHN KEELLS PLC.

**EASTERN BROKERS LTD.**

LANKA COMMODITY BROKERS LTD.

CEYLON TEA BROKERS PLC.

ASIA SIYAKA COMMODITIES (PVT) LTD.

BARTLEET PRODUCE MARKETING (PVT) LTD.

MERCANTILE PRODUCE BROKERS (PVT) LTD.

# AUCTION QUANTITY DETAILS - 03<sup>RD</sup> JUNE, 2026

	LOTS	QUANTITY
<b>EX-ESTATE</b>	938	963,470.00
<b>MAIN SALE - HIGH AND MEDIUM</b>	1,773	802,982.00
<b>MAIN SALE – LOW LEAFY GRADE</b>	2,169	893,542.00
<b>MAIN SALE – SEMI LEAFY GRADE</b>	1,577	663,018.00
<b>MAIN SALE – TIPPY SMALL LEAF</b>	1,948	933,425.00
<b>OFF GRADES &amp; BOP1A</b>	2,436	1,266,123.00
<b>DUSTS</b>	673	626,875.00
<b>PREMIUM FLOWERY</b>	255	36,227.00
<b>TOTAL</b>	<b>11,769</b>	<b>6,185,662.00</b>



# MARKET DESCRIPTION

## QUANTITY

**11,769.0 lots totalling 6,185,662.0 kilos on offer.**

## QUALITY

**Showed a decline all round.**

## DEMAND

**Was irregular.**

## WESTERNS

**A few select Best BOP invoices were firm to Rs.20/- to Rs.40/- per kg dearer following special inquiry. Others were easier by Rs. 50/- to Rs 100/- per kg. In the below best category where quality was maintained sold around last levels. Others were irregular. Coloury plainer sorts appreciated by around Rs. 50/- per kg. Others which were dearer to a lesser extent at the commencement were lower by a similar margin towards the close. A few invoices of Best BOPF where quality was maintained, were firm to Rs. 20/- to Rs. 40/- per kg dearer. Others were firm to around Rs. 20/- per kg. lower. In the below best category teas in the higher price bracket were firm. Others together with the teas at the lower end of the market were firm to dearer by Rs. 20/- to Rs. 40/- per kg. at the commencement were lower by a similar margin towards the close.**

## NUWARA ELIYAS

**BOP and BOPF were mostly unsold.**

## UVA UDAPUSSELLAWA

**A few colourful Uva BOP's appreciated marginally. Others were firm. Poorer sorts were neglected. Select colourful BOPF were firm. Others declined around Rs. 50/- per kg. and more for poorer sorts. Select colourful Udapussellawa BOP's gained around Rs. 50/- per kg. Others which were firm at the commencement declined towards the close. BOPF were irregular.**

## CTC

**Hardly any offerings of High Grown BP1's. PF1's declined around Rs. 50/- per kg. and more. Medium Grown BP1's were irregular. A few colourful PF1's were firm to Rs. 20/- to Rs. 40/- per kg. lower. Others were mostly unsold. Hardly any offering of Low Grown BP1's. PF1's sold around last levels.**

# MARKET DESCRIPTION

## LOW GROWN LEAFY GRADES

OP1's were generally firm. High Priced OP/OPA's sold around last levels. Others were easier.

## LOW GROWN SEMI LEAF

Select Best BOP1's together with the Below Best and bolder varieties were easier. Best sorts and the teas at the bottom sold around last levels. Well made PEK's together with the cleaner teas at the bottom were firm. Balance were easier. Select Best and Best PEK1's sold around last levels. Balance declined.

## LOW GROWN TIPPY/SMALL LEAF

Well made FBOP's were firm to dearer, Cleaner Below Best sorts sold around last levels. Balance were easier. Select Best FBOPF1's were firm. Balance were easier. Very Tippy FBOPF's were easier. Balance sold around last levels.

## OFF GRADES

Liquoring fannings declined sharply by Rs.50/- to Rs.100/- per kg. BM's, BOP1A's, BP's and Low Grown fannings sold around last levels.

## DUSTS

Select Best Primaries declined Rs.20/- to Rs.40/- per kg. Best and Below Best sorts where quality was maintained declined Rs.40/- per kg to Rs. 60/- per kg. Others barely steady. Clean Secondaries declined Rs. 40/-per kg to Rs. 60/- per kg. Others declined further. Low Grown's declined Rs.20/- to Rs.40/- per kg.

# QUOTATIONS - EX-ESTATE

	<b>BOP</b>	<b>BOPF</b>
<b>BEST WESTERNS</b>	<b>1,280-1,420</b>	<b>1,300-1,400</b>
<b>BELOW BEST WESTERNS</b>	<b>1,100-1,260</b>	<b>1,140-1,280</b>
<b>PLAINER WESTERNS</b>	<b>900-1,080</b>	<b>900-1,120</b>
<b>NUWARA ELIYAS</b>	<b>N/A</b>	<b>N/A</b>
<b>BRIGHTER UDA PUSSELLAWAS</b>	<b>920-1,060</b>	<b>960-1,160</b>
<b>OTHER UDA PUSSELLAWAS</b>	<b>800-840</b>	<b>800-850</b>
<b>BEST UVAS</b>	<b>900-1,000</b>	<b>1,140-1,180</b>
<b>OTHER UVAS</b>	<b>N/A</b>	<b>900-1,080</b>

# QUOTATIONS - LOW GROWN

GRADE	SELECT BEST	BEST	BEST BELOW	OTHERS
<b>BOP</b>	1500-1800	1450-1550	1300-1350	900-950
<b>BOPF</b>	1450-1500	1050-1150	900-950	750-800
<b>FBOPF/FBOPFSP</b>	5500-6200	4000-4500	2500-3400	1000-1200
<b>FBOP</b>	2000-2650	1700-1800	1350-1460	950-1000
<b>FBOP1</b>	1800-2300	1500-1600	1400-1450	1000-1100
<b>FBOPF</b>	1600-1800	1400-1450	1250-1300	1000-1100
<b>FBOPF1</b>	1550-1700	1420-1460	1340-1360	900-950
<b>PEKOE</b>	1500-2550	1300-1480	1160-1280	860-1140
<b>PEK 1</b>	1900-2400	1600-1850	1300-1550	900-1280
<b>OP</b>	1650-1900	1500-1600	1380-1480	820-1340
<b>OPA</b>	1550-1950	1400-1500	1280-1380	820-1260
<b>OP 1</b>	3200-3750	2500-3150	1750-2450	900-1700
<b>BOP 1</b>	2350-3450	1850-2300	1460-1700	900-1440



# QUOTATIONS - OFF GRADES & DUSTS


<b>BEST WESTERNS</b>
<b>BELOW BEST WESTERNS</b>
<b>OTHERS</b>
<b>NUWARA ELIYAS</b>
<b>BEST UVA UDA PUSSELLAWA</b>
<b>BELOW BEST UVA UDA PUSSELLAWA</b>
<b>OTHERS</b>
<b>BEST MEDIUMS</b>
<b>OTHER MEDIUMS</b>
<b>C.T.C</b>

<b>FNGS 1/FNGS</b>	<b>BP</b>	<b>BM</b>
<b>950-1050</b>	<b>950-1000</b>	<b>900-950</b>
<b>850-940</b>	<b>800-900</b>	<b>750-880</b>
<b>700-840</b>	<b>650-750</b>	<b>650-740</b>
<b>900-1000</b>	<b>900-1000</b>	<b>900-950</b>
<b>800-890</b>	<b>800-880</b>	<b>750-880</b>
<b>700-790</b>	<b>650-750</b>	<b>650-740</b>
<b>800-900</b>	<b>950-1000</b>	<b>850-980</b>
<b>680-780</b>	<b>750-900</b>	<b>680-840</b>
<b>650-900</b>		

<b>DUST 1</b>
<b>1400-1700</b>
<b>1250-1380</b>
<b>1000-1200</b>
<b>1150-1260</b>
<b>980-1120</b>
<b>850-980</b>
<b>750-850</b>
<b>500-600</b>
<b>880-1200</b>


# TOP PRICES OBTAINED AT THE SALE OF 03<sup>RD</sup> JUNE, 2026

## WESTERN MEDIUM




ESTATE	BOP	BOPSP	BOPF	BOPFSP
DARTRY VALLEY	1,750.00			
WINDSORFOREST		1,420.00		
VELLAI OYA			1,260.00	
NAYAPANE / DARTRY VALLEY				1,300.00

## WESTERN HIGH




ESTATE	BOP	BOPSP	BOPF	BOPFSP
NORWOOD / MATTAKELLE / SOMERSET	1,420.00			
MATTAKELLE		1,460.00	1,400.00	
DESSFORD			1,400.00	

## NUWARA ELIYA



ESTATE	BOP	BOPSP	BOPF	BOPFSP
COURT LODGE		1,020.00		

## UDA PUSSALLAWA



ESTATE	BOP	BOPSP	BOPF	BOPFSP
<b>*KIRKLEES</b>	<b>1,060.00</b>	<b>960.00</b>		
MOOLOYA			1,160.00	

# TOP PRICES OBTAINED AT THE SALE OF 03<sup>RD</sup> JUNE, 2026

## UVA HIGH

ESTATE	BOP	BOPSP	BOPF	BOPFSP
AISLABY	1,040.00			
RANAYA		1,550.00		
<b>*CRAIG</b>		<b>1,280.00</b>		
NAYABEDDE / BANDARAEIYA			1,180.00	
RANAYA				1,160.00

## LOW GROWN

ESTATE	BOP	BOPSP	BOPF	BOPFSP
NAWAGAMUWEHENA / NEW VITHANAKANDE / NEW MOUNT CARMEL / MAKANDURA	1,900.00			
NEW NUVITHIGALA		1,950.00		
RAJJURUWATTA SUPER			1,900.00	
KINGS BRU				1,900.00

## UVA MEDIUM

ESTATE	BOP	BOPSP	BOPF	BOPFSP
HALPEWATTE UVA	1,400.00			
ARUNA KEPPEPITOLA		1,360.00		
EL TEB			1,080.00	
DICKWELLA				1,420.00

# TOP PRICES OBTAINED AT THE SALE OF 03<sup>RD</sup> JUNE, 2026

OTHERS	MARK	GRADE	PRICE
UDA PUSSELLAWA	*LUCKYLAND	DUST 1	850.00
UVA HIGH	RANAYA	PEKOE	1,440.00
	*CRAIG	PEKOE	1,380.00
	ELLATHOTA UVA	PEKOE	1,380.00
	AISLABY	PEKOE	1,380.00
	SPRING VALLEY	PEKOE	1,380.00
UVA MEDIUM	DICKWELLA	FBOP 1	1,500.00
	*HINDAGALA	FBOP 1	1,400.00
	*HINDAGALA	FBOPF	1,000.00

## CTC

HIGH GROWN	PF1	BP1	BPS
DUNSINANE CTC	1,000.00		
MEDIUM GROWN	PF1	BP1	BPS
STRATHDON CTC	1,020.00		
DUCKWARI CTC		1,020.00	
AULTMORE CTC			730.00
LOW GROWN	PF1	BP1	BPS
HINGALGODA CTC	1,460.00		
CECILIAN CTC		1,420.00	



\* TEAS SOLD BY EASTERN BROKERS LTD.

+ EQUAL ALL TIME AUCTION RECORD PRICE.

++ AN ALL-TIME AUCTION RECORD PRICE.

# CROP & WEATHER FOR THE PERIOD – 26<sup>TH</sup> MAY TO 02<sup>ND</sup> JUNE, 2026.

## WESTERN / NUWARA ELIYA REGIONS

Bright weather and occasional showers were experienced in the Western and Nuwara Eliya regions during the week. Showers are expected in both regions in the week ahead according to the Department of Meteorology.

## UVA/UDAPUSSELLAWA REGIONS

The Uva and Uda Pussellawa regions reported bright weather throughout the week. The Department of Meteorology expects rain in both regions in the week ahead.

## LOW GROWN

The Low Grown Region experienced bright weather and evening showers during the week. According to the Department of Meteorology, showery conditions are expected in the Low Grown Region in the week ahead.

## CROP INTAKE

All regions reported a decrease in the crop intake.

# SALE AVERAGES OF 26/05/2026

<b>ORTHODOX</b>
Uva High
Western High
Uva Medium
Western Medium
Low Grown

<b>WEEK (RS. PER KG)</b>	
<b>2026 GROSS</b>	<b>2025 GROSS</b>
982.98	1,011.23
1,144.19	1,022.34
985.72	1,076.02
977.88	1,011.03
1,334.49	1,285.25

<b>TO DATE (RS.PER KG)</b>	
<b>2026 GROSS</b>	<b>2025 GROSS</b>
1,053.08	1,057.73
1,224.91	1,140.98
1,029.36	1,092.56
999.85	1,050.89
1,252.15	1,269.94

<b>CTC</b>
Uva High
Western High
Western Medium
Low Grown

<b>2026 GROSS</b>	<b>2025 GROSS</b>
1,250.90	1,184.07
908.23	968.43
852.68	918.63
933.17	977.52

<b>2026 GROSS</b>	<b>2025 GROSS</b>
1,156.46	1,136.64
1,079.52	1,072.89
956.09	954.80
941.04	984.76

# SALE AVERAGES OF 26/05/2026

COMBINED (ORTHODOX & CTC)	WEEK (RS. PER KG)		TO DATE (RS.PER KG)	
	2026 GROSS	2025 GROSS	2026 GROSS	2025 GROSS
Uva High	978.65	1,000.61	1,042.57	1,050.03
Western High	1,124.66	994.86	1,193.64	1,120.06
High Grown – Total	<b>1,080.79</b>	<b>996.93</b>	<b>1,148.34</b>	<b>1,098.24</b>
Uva Medium	983.08	1,073.59	1,027.59	1,090.66
Western Medium	950.24	990.13	980.58	1,028.99
Med. Grown – Total	<b>963.92</b>	<b>1,018.82</b>	<b>995.75</b>	<b>1,048.48</b>
Low Grown – Total	<b>1,308.53</b>	<b>1,265.66</b>	<b>1,233.61</b>	<b>1,256.39</b>
Total	<b>1,194.81</b>	<b>1,166.92</b>	<b>1,177.12</b>	<b>1,188.60</b>
CTC Total	<b>910.21</b>	<b>960.85</b>	<b>977.63</b>	<b>992.11</b>

# QUANTITY SOLD - 21<sup>ST</sup> TO 26<sup>TH</sup> MAY, 2026

	WEEK (KG)		TO DATE (KG)	
	2026 GROSS	2025 GROSS	2026 GROSS	2025 GROSS
PUBLIC AUCTION	5,040,174.00	5,698,830.00	93,821,232.00	99,083,108.50
PRIVATE SALE	240,449.50	217,149.75	5,033,260.95	4,318,223.25
FORWARD CONTRACTS	54,000.00	40,000.00	973,870.00	1,149,871.00
DIRECT SALES	0.00	0.00	0.00	0.00
BIO/GREEN TEA	91,283.00	62,418.50	1,006,408.00	987,848.50
BMF – (EXCLUDED FROM PRIVATE SALE)	54,400.00	39,910.00	596,496.00	786,184.00

## WORLD TEA PRODUCTION

COUNTRY	MONTH		TOTAL UPTO		(+ ) INC/ (-) DE		
		2026 (KG)	2025 (KG)			2026 (KG)	2025 (KG)
SRI LANKA	APRIL	24.22	26.39	APRIL	83.94	88.38	-4.44
		2025 (KG)	2024 (KG)		2025 (KG)	2024 (KG)	
BANGLADESH	NOVEMBER	10.16	9.97	NOVEMBER	85.70	86.66	- 0.96
NORTH INDIA	DECEMBER	61.38	12.20	DECEMBER	1136.18	1075.57	+ 59.61
SOUTH INDIA	DECEMBER	18.02	18.38	DECEMBER	233.80	226.96	+ 6.84
KENYA	NOVEMBER	48.27	47.41	NOVEMBER	499.66	540.43	- 40.77

# SALE NO – 23C 16<sup>TH</sup> TO 17<sup>TH</sup> JUNE, 2026.

		LOTS	QUANTITY (KG)
<b>EX-ESTATE</b>	Closed on 29/05/2026 excluding violations.	985	1,020,281.00
<b>HIGH &amp; MEDIUM</b>	Closed on 29/05/2026 excluding violations.	1,905	887,800.00
<b>LEAFY GRADES</b>	Closed on 29/05/2026 excluding violations.	2,415	1,011,364.00
<b>SEMI LEAFY</b>	Closed on 29/05/2026 excluding violations.	1,706	715,095.00
<b>TIPPY SMALL LEAF</b>	Closed on 29/05/2026 excluding violations.	2,059	946,687.00
<b>OFF GRADES</b>	Closed on 29/05/2026 excluding violations.	1,957	1,151,581.00
<b>BOP1A</b>	Closed on 29/05/2026 excluding violations.	625	233,980.00
<b>DUSTS</b>	Closed on 29/05/2026 excluding violations.	547	517,085.00
<b>PREMIUM FLOWERY</b>	Closed on 29/05/2026 excluding violations.	355	50,850.00
	<b>TOTAL</b>	<b>12,554</b>	<b>6,534,723.00</b>

A total of 6,534,723.0 kgs are on offer at this sale of which 410,524.0 kgs, are reprints.

SALE NO: 24A  
22<sup>ND</sup> TO 23<sup>RD</sup>  
JUNE, 2026.

EX - ESTATE &  
MAIN SALE  
Scheduled to close  
on 04/06/2026.

# COMMENTS

A quantity of 6.185 million kilos of tea was on offer at this week's auction. This was 0.04 million kilos higher than last week's quantity. Ex. Estate offerings which comprised 0.963 million kilos of teas was 0.108 million kilos lower than last week.

Quality showed a decline all round.

There was irregular demand.

In the Ex estate catalogues, a few Select Best BOP's were firm to dearer following special inquiry. Others were lower. In the Below Best category where quality was maintained, sold around last levels. Others were irregular. At the lower end coloury sorts were dearer. Others which were dearer to a lesser extent at the commencement, were lower towards the end of the sale. A few invoices of Best BOPF where quality were maintained met a dearer market. Others were firm to lower. In the Below Best category teas in the higher price bracket were firm. Others together with the teas at the lower end of the market, which were firm to dearer at the commencement were lower towards the close.

Nuwara Eliya BOP's and BOPF were mostly unsold.

A few coloury Uva BOP's were firm to dearer. Others sold around last levels. Poorer sorts were neglected. Select coloury BOPF were firm. Other were lower. Select coloury udapussellawa BOP's met a dearer market. Others which were firm at the commencement declined towards the close of the sale. BOPF were irregular.

There were hardly any offerings of High Grown BP1's. PF1's met a lower market. Medium Grown BP1's were irregular. A few coloury invoices of PF1's sold at lower levels. Others were mostly unsold. There were hardly any offerings of Low Grown BP1's. PF1's sold around last levels.

In the Low Grown leafy catalogues, OP1's sold around last levels. High Priced OP's and OPA's were firm. Others were lower.

In the Low Grown Semi leafy catalogues, Select Best BOP1's together with the Below Best and bolder varieties were lower. Best sorts and the teas at the bottom sold around last levels. Well made PEK's together with the cleaner teas at the bottom were firm. Balance were lower. Select Best and Best PEK1's sold around last levels. Balance were lower.

In the Low Grown Small leaf catalogues, Well made FBOP's met a firm to dearer market, Cleaner Below Best sorts sold around last levels. Balance were lower, Select Best FBOPF1's were firm. Balance were lower. Very Tippy FBOPF's were lower. Balance sold around last levels.

In the Off Grades catalogues, Liquoring fannings declined sharply. BM's, BOP1A's, BP's and Low Grown fannings sold around last levels.

In the Dust catalogues, Better Primaries met a lower market. Others were barely steady. Secondaries and Low Grown's were lower.

# DETAILS OF TEA AWAITING SALES – 2026

## SALE NO – 22B 09<sup>TH</sup> & 10<sup>TH</sup> JUNE 2026.

	LOTS	QUANTITY (KG)	REPRINTS
EX-ESTATE	975	1,017,527.00	
HIGH AND MEDIUM	1,870	837,295.00	
LOW LEAFY GRADE	2,231	917,460.00	
SEMI LEAFY GRADE	1,638	687,947.00	
TIPPY SMALL LEAF	2,051	955,419.00	
OFF GRADES & BOP1A	2,490	1,326,435.00	
DUSTS	749	704,304.00	
PREMIUM FLOWERY	306	43,141.00	
<b>TOTAL</b>	<b>12,310</b>	<b>6,489,528.00</b>	552,389.00

**TOTAL NO OF PKGS** 173,745

**NO OF TOTAL CTC PKGS** 12,135

**TOTAL QUANTITY (KG)** 641,867

## SALE NO – 23C 16<sup>TH</sup> & 17<sup>TH</sup> JUNE 2026.

	LOTS	QUANTITY (KG)	REPRINTS
	985	1,020,281.00	
	1,905	887,800.00	
	2,415	1,011,364.00	
	1,706	715,095.00	
	2,059	946,687.00	
	2,582	1,385,561.00	
	547	517,085.00	
	355	50,850.00	
<b>TOTAL</b>	<b>12,554</b>	<b>6,534,723.00</b>	410,524.00

**TOTAL NO OF PKGS** 178,476

**NO OF TOTAL CTC PKGS** 11,452

**TOTAL QUANTITY (KG)** 600,672

# SALE NO 22B - 09<sup>TH</sup> TO 10<sup>TH</sup> JUNE, 2026.

## ORDER OF SALE

### Ex - ESTATE

ASIA SIYAKA COMMODITIES (PVT) LTD.

LANKA COMMODITY BROKERS LTD.

CEYLON TEA BROKERS PLC.

BARTLEET PRODUCE MARKETING (PVT) LTD.

JOHN KEELLS PLC.

**EASTERN BROKERS LTD.**

MERCANTILE PRODUCE BROKERS (PVT) LTD.

FORBES & WALKER TEA BROKERS (PVT) LTD.

### HIGH & MEDIUM

**EASTERN BROKERS LTD.**

JOHN KEELLS PLC.

CEYLON TEA BROKERS PLC.

BARTLEET PRODUCE MARKETING (PVT) LTD.

ASIA SIYAKA COMMODITIES (PVT) LTD.

LANKA COMMODITY BROKERS LTD.

MERCANTILE PRODUCE BROKERS (PVT) LTD.

FORBES & WALKER TEA BROKERS (PVT) LTD.

### LOW GROWN

JOHN KEELLS PLC.

LANKA COMMODITY BROKERS LTD.

CEYLON TEA BROKERS PLC.

**EASTERN BROKERS LTD.**

ASIA SIYAKA COMMODITIES (PVT) LTD.

BARTLEET PRODUCE MARKETING (PVT) LTD.

MERCANTILE PRODUCE BROKERS (PVT) LTD.

FORBES & WALKER TEA BROKERS (PVT) LTD.

**10% PAYMENT**

**12/06/2026**

**BUYERS' PROMPT**

**16/06/2026**

**SELLERS' PROMPT**

**17/06/2026**

# NATIONAL AVERAGES REPORT - MAY, 2026

## NATIONAL AVERAGES REPORT - May 2026

Elevation	MONTH		TODATE	
	QUANTITY - KG	AVERAGE - RS. / KG	QUANTITY - KG	AVERAGE - RS. / KG
<b>Orthodox</b>				
UVA-HIGH	1,505,894	1,055.88	5,867,283	1,051.76
WESTERN-HIGH	2,890,311	1,183.56	12,893,261	1,223.59
UVA-MEDIUM	1,585,074	1,060.14	5,159,839	1,028.13
WESTERN-MEDIUM	1,749,266	1,020.77	7,463,383	1,004.09
LOW	11,332,876	1,314.32	56,099,542	1,253.94
<b>Total</b>	<b>18,863,221</b>	<b>1,226.46</b>	<b>87,283,307</b>	<b>1,201.22</b>
<b>CTC</b>				
UVA-HIGH	78,810	1,164.93	445,803	1,156.46
WESTERN-HIGH	312,809	991.89	1,738,705	1,079.85
WESTERN-MEDIUM	760,919	911.88	4,011,729	956.83
LOW	944,557	931.21	4,613,942	940.51
<b>Total</b>	<b>2,097,095</b>	<b>942.00</b>	<b>10,810,179</b>	<b>977.85</b>
<b>OTH/CTC</b>				
UVA-HIGH	1,584,504	1,061.31	6,313,086	1,059.15
WESTERN-HIGH	3,003,120	1,163.58	14,431,966	1,206.25
UVA-MEDIUM	1,585,074	1,060.14	5,159,839	1,028.13
WESTERN-MEDIUM	2,510,185	987.76	11,475,112	987.57
LOW	12,277,433	1,284.85	60,713,484	1,230.12
<b>Total</b>	<b>20,960,316</b>	<b>1,198.00</b>	<b>98,093,486</b>	<b>1,176.61</b>
<b>GREEN</b>				
UVA-HIGH	36,821	1,339.79	175,024	1,337.58
WESTERN-HIGH	107,463	1,327.78	359,274	1,360.33
UVA-MEDIUM	15,928	1,504.54	122,943	1,418.67
WESTERN-MEDIUM	25,716	1,111.00	151,968	1,258.03
LOW	0	0.00	1,533	2,640.01
<b>Total</b>	<b>185,928</b>	<b>1,315.32</b>	<b>810,742</b>	<b>1,347.51</b>

# NATIONAL AVERAGES REPORT - MAY, 2026

Elevation	MONTH		TODATE	
	QUANTITY - KG	AVERAGE - RS. / KG	QUANTITY - KG	AVERAGE - RS. / KG
<b>ORGANIC TEAS</b>				
UVA-HIGH	27,925	1,325.19	52,845	1,277.22
WESTERN-HIGH	4,810	1,423.58	30,124	1,227.12
WESTERN-MEDIUM	8,590	1,847.83	69,394	1,908.42
LOW	2,080	3,860.45	3,300	3,367.07
<b>Total</b>	<b>43,405</b>	<b>1,521.40</b>	<b>155,663</b>	<b>1,593.22</b>
<b>Special Tea</b>				
UVA-HIGH	1,283	1,506.83	10,349	1,508.85
WESTERN-HIGH	284	20,459.51	4,357	13,286.03
UVA-MEDIUM	7	23,714.29	143	27,020.98
WESTERN-MEDIUM	3,021	1,815.46	30,085	1,764.11
LOW	113	18,973.45	6,826	6,572.18
<b>Total</b>	<b>4,708</b>	<b>3,300.34</b>	<b>51,560</b>	<b>3,374.43</b>
<b>Black Tea sales from refuse tea processing centres</b>				
UVA-HIGH	48,116	612.53	221,389	636.75
WESTERN-HIGH	184,999	846.47	927,137	693.12
UVA-MEDIUM	21,892	598.36	58,406	631.33
WESTERN-MEDIUM	26,259	864.97	198,530	639.24
LOW	242,339	610.16	1,238,966	599.64
Others	60,540	1,703.99	324,545	1,807.01
<b>Total</b>	<b>584,145</b>	<b>618.62</b>	<b>2,968,973</b>	<b>633.96</b>
<b>Composite National Averages</b>				
Other	3,739	591.01	22,956	561.37
High Grown	4,999,325	1,113.89	22,525,551	1,144.45
Medium Grown	4,247,152	1,010.30	17,545,652	998.57
Low Grown	12,528,286	1,272.02	61,986,265	1,218.03
<b>All Tea Average</b>	<b>21,778,502</b>	<b>1,184.56</b>	<b>102,080,423</b>	<b>1,163.93</b>

