

EASTERN BROKERS LIMITED

TEA MARKET REPORT



SALE NO – 23C

16TH & 17TH JUNE, 2026

ORDER OF SALE – 23C

EX-ESTATE

LANKA COMMODITY BROKERS LTD.

CEYLON TEA BROKERS PLC.

BARTLEET PRODUCE MARKETING (PVT) LTD.

JOHN KEELLS PLC.

EASTERN BROKERS LTD.

MERCANTILE PRODUCE BROKERS (PVT) LTD.

FORBES & WALKER TEA BROKERS (PVT) LTD.

ASIA SIYAKA COMMODITIES (PVT) LTD.

HIGH & MEDIUM

JOHN KEELLS PLC.

CEYLON TEA BROKERS PLC.

BARTLEET PRODUCE MARKETING (PVT) LTD.

ASIA SIYAKA COMMODITIES (PVT) LTD.

LANKA COMMODITY BROKERS LTD.

MERCANTILE PRODUCE BROKERS (PVT) LTD.

FORBES & WALKER TEA BROKERS (PVT) LTD.

EASTERN BROKERS LTD.

LOW GROWN

LANKA COMMODITY BROKERS LTD.

CEYLON TEA BROKERS PLC.

ASIA SIYAKA COMMODITIES (PVT) LTD.

BARTLEET PRODUCE MARKETING (PVT) LTD.

EASTERN BROKERS LTD.

MERCANTILE PRODUCE BROKERS (PVT) LTD.

FORBES & WALKER TEA BROKERS (PVT) LTD.

JOHN KEELLS PLC.

AUCTION QUANTITY DETAILS - 17TH JUNE, 2026

| | LOTS | QUANTITY |
|-------------------------------------|---------------|---------------------|
| EX-ESTATE | 985 | 1,020,281.00 |
| MAIN SALE - HIGH AND MEDIUM | 1,905 | 887,800.00 |
| MAIN SALE – LOW LEAFY GRADE | 2,415 | 1,011,364.00 |
| MAIN SALE – SEMI LEAFY GRADE | 1,706 | 715,095.00 |
| MAIN SALE – TIPPY SMALL LEAF | 2,059 | 946,687.00 |
| OFF GRADES & BOP1A | 2,582 | 1,385,561.00 |
| DUSTS | 547 | 517,085.00 |
| PREMIUM FLOWERY | 355 | 50,850.00 |
| TOTAL | 12,554 | 6,534,723.00 |



MARKET DESCRIPTION

QUANTITY

12,554.0 lots totalling 6,534,723.0 kilos on offer.

QUALITY

Fairly similar to last week.

DEMAND

Was lower.

WESTERNS

All BOP's declined Rs.20/- to Rs.50/- per kg and more. Better BOPF where quality was maintained were lower by Rs.20/- to Rs.40/- per kg. Others declined further. In the Below Best category, teas in the higher price bracket declined around Rs.20/- per kg. Others together with the plainer sorts declined Rs.20/- to Rs.50/- per kg and more.

NUWARA ELIYAS

BOP and BOPF were mostly unsold.

UVA UDAPUSSELLAWA

Better Uva BOP's were firm. Others and UdaPussellawa's were lower by around Rs.50/- per kg and more. BOPF declined Rs.20/- to Rs.50/- per kg.

CTC

Hardly any offerings of High Grown BP1's. PF1's declined Rs.20/- to Rs.40/- per kg and more. Medium Grown BP1's were irregular. Higher Price bracket PF1's were firm. Others were irregular. Low Grown BP1's were firm. PF1's were firm to little dearer.

MARKET DESCRIPTION

LOW GROWN LEAFY GRADES

Better OP1's together with the teas at the bottom were lower. Below Best sorts sold around last levels. Well made OP's were firm. Balance were easier. A Selection of High Priced OPA's appreciated. Balance were easier.

LOW GROWN SEMI LEAF

BOP1's were generally firm. Well made PEK's were firm to dearer. Balance were easier. High Priced PEK1's together with the Below Best sorts and teas at the bottom were easier. Best sorts sold around last levels.

LOW GROWN TIPPY/SMALL LEAF

High Priced FBOP's were firm. Balance appreciated. Teas at the bottom were irregular. FBOPF1's and FBOPF's appreciated.

OFF GRADES

Liquoring fannings declined by Rs.40/- to Rs.50/- per kg. Clean BM's and BOP1A's held firm. Others were lower by Rs.10/- to Rs.20/- per kg. BP's were firm to dearer by Rs.10/- to Rs.20/- per kg. Low Grown fannings sold around last levels.

DUSTS

Select Best Primaries were firm to around Rs.40/- per kg dearer. Best and Below Best sorts where quality was maintained were irregular. Others gained Rs.20/- to Rs.40/- per kg. Clean Secondaries were barely steady. Others held firm. Low Grown's were around Rs.20/- per kg dearer.

QUOTATIONS - EX-ESTATE

| | BOP | BOPF |
|---------------------------------|--------------------|--------------------|
| BEST WESTERNS | 1,260-1,360 | 1,260-1,400 |
| BELOW BEST WESTERNS | 980-1,200 | 1,080-1,240 |
| PLAINER WESTERNS | 800-960 | 860-1,060 |
| NUWARA ELIYAS | N/A | N/A |
| BRIGHTER UDA PUSSELLAWAS | 880-960 | 1,060 |
| OTHER UDA PUSSELLAWAS | 760-830 | 780-920 |
| BEST UVAS | 1,000-1,040 | 1,120-1,180 |
| OTHER UVAS | 880-900 | 900-1,100 |

QUOTATIONS - LOW GROWN

| GRADE | SELECT BEST | BEST | BEST BELOW | OTHERS |
|----------------------|-------------|-----------|------------|-----------|
| BOP | 1550-1800 | 1420-1500 | 1350-1400 | 900-1000 |
| BOPF | 1400-1500 | 1100-1200 | 900-950 | 770-820 |
| FBOPF/FBOPFSP | 5200-6000 | 4300-4800 | 2700-3700 | 1000-1300 |
| FBOP | 2250-2700 | 1800-2000 | 1400-1550 | 950-1100 |
| FBOP1 | 1800-2100 | 1550-1650 | 1420-1500 | 1000-1100 |
| FBOPF | 1800-2000 | 1450-1500 | 1350-1400 | 1000-1200 |
| FBOPF1 | 1600-1750 | 1480-1550 | 1380-1450 | 900-1100 |
| PEKOE | 1600-2650 | 1340-1550 | 1200-1320 | 840-1180 |
| PEK 1 | 1850-2350 | 1600-1800 | 1280-1550 | 860-1260 |
| OP | 1650-1850 | 1500-1600 | 1400-1480 | 800-1360 |
| OPA | 1600-2300 | 1400-1550 | 1280-1380 | 800-1260 |
| OP 1 | 3100-3500 | 2500-3050 | 1700-2450 | 900-1650 |
| BOP 1 | 2350-3000 | 1850-2300 | 1460-1700 | 900-1440 |



QUOTATIONS - OFF GRADES & DUSTS


| |
|--|
| |
| BEST WESTERNS |
| BELOW BEST WESTERNS |
| OTHERS |
| NUWARA ELIYAS |
| BEST UVA UDA PUSSELLAWA |
| BELOW BEST UVA UDA PUSSELLAWA |
| OTHERS |
| BEST MEDIUMS |
| OTHER MEDIUMS |
| C.T.C |

| FNGS 1/FNGS | BP | BM |
|--------------------|-----------------|----------------|
| 950-1050 | 950-1000 | 900-950 |
| 850-940 | 800-900 | 750-880 |
| 700-840 | 650-750 | 650-740 |
| | | |
| 900-1000 | 900-1000 | 900-950 |
| 800-890 | 800-880 | 750-880 |
| 700-790 | 650-750 | 650-740 |
| 800-900 | 950-1000 | 850-980 |
| 680-780 | 750-900 | 680-840 |
| 650-900 | | |

| DUST 1 |
|------------------|
| 1400-1700 |
| 1250-1380 |
| 1000-1200 |
| |
| 1150-1260 |
| 980-1120 |
| 850-980 |
| 750-850 |
| 500-600 |
| 880-1200 |


TOP PRICES OBTAINED AT THE SALE OF 17TH JUNE, 2026

WESTERN MEDIUM




| ESTATE | BOP | BOPSP | BOPF | BOPFSP |
|----------------------------|----------|----------|----------|----------|
| ANCOOMBRA | 1,950.00 | | | |
| HATALE | | 1,500.00 | | |
| VELLAI OYA | | | 1,180.00 | |
| DARTRY VALLEY / GALGEWATTA | | | | 1,140.00 |

WESTERN HIGH




| ESTATE | BOP | BOPSP | BOPF | BOPFSP |
|------------|----------|----------|----------|--------|
| WANARAJAH | 1,360.00 | | | |
| MATTAKELLE | | 1,400.00 | | |
| ALTON | | | 1,400.00 | |

UDA PUSSALLAWA



| ESTATE | BOP | BOPSP | BOPF | BOPFSP |
|------------|--------|--------|----------|--------|
| *LUCKYLAND | 960.00 | | | |
| *KIRKLEES | 940.00 | 980.00 | | |
| *LUCKYLAND | | 940.00 | | |
| MOOLOYA | | 940.00 | 1,060.00 | |



TOP PRICES OBTAINED AT THE SALE OF 17TH JUNE, 2026

UVA HIGH

| ESTATE | BOP | BOPSP | BOPF | BOPFSP |
|---------------|----------|----------|----------|----------|
| ELLATHOTA UVA | 1,240.00 | | | |
| RANAYA | | 1,500.00 | | |
| NAYABEDDE | | | 1,180.00 | |
| SPRING VALLEY | | | | 1,300.00 |

LOW GROWN

| ESTATE | BOP | BOPSP | BOPF | BOPFSP |
|--|----------|----------|----------|----------|
| NEW NIVITHIGALA | 1,950.00 | | | |
| STREAM LINE | | 1,950.00 | | |
| RAJJURUWATTA SUPER / WEWELKANDURA SUPER | | | 1,850.00 | |
| RATHMALGODA SUPER | | | | 1,850.00 |

UVA MEDIUM

| ESTATE | BOP | BOPSP | BOPF | BOPFSP |
|-------------------------------|----------|----------|--------|----------|
| DICKWELLA / HALPEWATTE UVA | 1,460.00 | | | |
| HIGH SPRING | | 1,400.00 | | |
| EL TEB | | | 920.00 | |
| DICKWELLA | | | | 1,460.00 |

TOP PRICES OBTAINED AT THE SALE OF 17TH JUNE, 2026

| OTHERS | MARK | GRADE | PRICE |
|------------|--------------|-------|-----------------|
| UVA MEDIUM | HIGH SPRING | OPA | 1,360.00 |
| | *HINDAGALA | OPA | 1,320.00 |
| | ROSELAND UVA | OPA | 1,320.00 |

CTC

| HIGH GROWN | PF1 | BP1 | BPS |
|---------------|--------|--------|-----|
| DUNSINANE CTC | 940.00 | | |
| FLORENCE CTC | | 880.00 | |

| MEDIUM GROWN | PF1 | BP1 | BPS |
|----------------|--------|--------|--------|
| CAROLINA CTC | 980.00 | | |
| ROTHSCHILD CTC | | 850.00 | |
| MESCO CTC | | | 620.00 |

| LOW GROWN | PF1 | BP1 | BPS |
|----------------|----------|----------|-----|
| HINGALGODA CTC | 1,480.00 | | |
| CECILIAN CTC | | 1,400.00 | |



- * **TEAS SOLD BY EASTERN BROKERS LTD.**
- + **EQUAL ALL TIME AUCTION RECORD PRICE.**
- ++ **AN ALL-TIME AUCTION RECORD PRICE.**

CROP & WEATHER FOR THE PERIOD – 10TH TO 15TH JUNE, 2026.

WESTERN / NUWARA ELIYA REGIONS

Rain was reported from the Western and Nuwara Eliya regions during the week. Intermittent showers are expected in both regions in the week ahead according to the Department of Meteorology.

UVA/UDAPUSSELLAWA REGIONS

The Uva and Uda Pussellawa regions reported bright weather throughout the week. According to the Department of Meteorology, rain is expected in both regions in the week ahead.

LOW GROWN

The Low Grown Region reported rain during the week. Showery conditions are expected in the Low Grown Region in the week ahead according to the Department of Meteorology.

CROP INTAKE

The Western and Nuwara Eliya regions reported a decrease in the crop intake, whilst the Uva, Uda Pussellawa and Low Grown regions maintained.

SALE AVERAGES OF 10/06/2026

| ORTHODOX |
|-----------------|
| Uva High |
| Western High |
| Uva Medium |
| Western Medium |
| Low Grown |

| WEEK (RS. PER KG) | |
|--------------------------|-------------------|
| 2026 GROSS | 2025 GROSS |
| 984.18 | 1,019.55 |
| 1,139.48 | 1,001.55 |
| 1,036.67 | 1,048.90 |
| 953.52 | 992.94 |
| 1,299.63 | 1,242.86 |

| TO DATE (RS.PER KG) | |
|----------------------------|-------------------|
| 2026 GROSS | 2025 GROSS |
| 1,045.66 | 1,051.85 |
| 1,218.57 | 1,125.73 |
| 1,027.63 | 1,086.82 |
| 994.84 | 1,045.25 |
| 1,256.84 | 1,266.77 |

| CTC |
|----------------|
| Uva High |
| Western High |
| Western Medium |
| Low Grown |

| 2026 GROSS | 2025 GROSS |
|-------------------|-------------------|
| 1,169.16 | 1,208.33 |
| 910.21 | 1,045.61 |
| 869.81 | 901.51 |
| 885.64 | 970.97 |

| 2026 GROSS | 2025 GROSS |
|-------------------|-------------------|
| 1,158.50 | 1,134.97 |
| 1,072.29 | 1,068.64 |
| 948.21 | 951.06 |
| 936.96 | 986.27 |

SALE AVERAGES OF 10/06/2026

| COMBINED (ORTHODOX & CTC) | WEEK (RS. PER KG) | | TO DATE (RS.PER KG) | |
|---------------------------|-------------------|-----------------|---------------------|-----------------|
| | 2026 GROSS | 2025 GROSS | 2026 GROSS | 2025 GROSS |
| Uva High | 974.86 | 1,012.13 | 1,035.26 | 1,044.55 |
| Western High | 1,103.80 | 994.98 | 1,186.37 | 1,105.56 |
| High Grown – Total | 1,062.23 | 1,000.22 | 1,140.64 | 1,086.55 |
| Uva Medium | 1,032.52 | 1,047.02 | 1,025.67 | 1,084.92 |
| Western Medium | 925.52 | 973.65 | 974.70 | 1,023.29 |
| Med. Grown – Total | 963.73 | 999.22 | 991.43 | 1,042.96 |
| Low Grown – Total | 1,273.88 | 1,229.85 | 1,237.65 | 1,253.28 |
| Total | 1,174.46 | 1,134.62 | 1,177.00 | 1,182.60 |
| CTC Total | 889.05 | 958.60 | 971.79 | 990.77 |

QUANTITY SOLD - 04TH TO 10TH JUNE, 2026

| | WEEK (KG) | | TO DATE (KG) | |
|------------------------------------|--------------|--------------|----------------|----------------|
| | 2026 GROSS | 2025 GROSS | 2026 GROSS | 2025 GROSS |
| PUBLIC AUCTION | 5,424,921.50 | 5,590,433.00 | 104,248,994.50 | 110,492,595.50 |
| PRIVATE SALE | 225,608.50 | 199,815.50 | 5,498,072.45 | 4,769,018.26 |
| FORWARD CONTRACTS | 38,000.00 | 0.00 | 1,045,870.00 | 1,200,911.00 |
| DIRECT SALES | 0.00 | 0.00 | 0.00 | 0.00 |
| BIO/GREEN TEA | 43,596.00 | 63,079.50 | 1,093,276.00 | 1,130,052.01 |
| BMF – (EXCLUDED FROM PRIVATE SALE) | 20,324.00 | 19,600.00 | 634,320.00 | 822,984.00 |

WORLD TEA PRODUCTION

| COUNTRY | MONTH | | TOTAL UPTO | | (+) INC/ (-) DE | | |
|-------------|----------|-----------|------------|----------|------------------|-----------|-----------|
| | | 2026 (KG) | 2025 (KG) | | | 2026 (KG) | 2025 (KG) |
| SRI LANKA | MAY | 24.90 | 25.36 | MAY | 108.95 | 113.95 | - 5.00 |
| BANGLADESH | APRIL | 2.56 | 1.33 | APRIL | 3.20 | 1.70 | +1.50 |
| NORTH INDIA | APRIL | 85.34(E) | 76.94 | APRIL | 139.95(E) | 139.87 | + 0.08 |
| SOUTH INDIA | APRIL | 18.94(E) | 22.46 | APRIL | 61.94(E) | 69.93 | -7.99 |
| KENYA | FEBRUARY | 37.35 | 44.61 | FEBRUARY | 88.59 | 98.98 | -10.39 |

SALE NO – 25B 30TH JUNE TO 01ST JULY, 2026.

| | | LOTS | QUANTITY (KG) |
|--------------------------|--|---------------|---------------------|
| EX-ESTATE | Closed on 11/06/2026 excluding violations. | 902 | 940,542.00 |
| HIGH & MEDIUM | Closed on 11/06/2026 excluding violations. | 1,875 | 854,987.00 |
| LEAFY GRADES | Closed on 11/06/2026 excluding violations. | 2,242 | 905,663.00 |
| SEMI LEAFY | Closed on 11/06/2026 excluding violations. | 1,575 | 642,536.00 |
| TIPPY SMALL LEAF | Closed on 11/06/2026 excluding violations. | 1,974 | 897,273.00 |
| OFF GRADES | Closed on 11/06/2026 excluding violations. | 1,795 | 999,504.00 |
| BOP1A | Closed on 11/06/2026 excluding violations. | 701 | 255,339.00 |
| DUSTS | Closed on 11/06/2026 excluding violations. | 761 | 701,040.00 |
| PREMIUM FLOWERY | Closed on 11/06/2026 excluding violations. | 329 | 44,960.00 |
| | TOTAL | 12,154 | 6,242,024.00 |

A total of 6,242,024.0 kgs are on offer at this sale of which 562,617.0 kgs, are reprints.

SALE NO: 26C
07TH TO 08TH
JULY, 2026.

EX - ESTATE &
MAIN SALE
Scheduled to close
on 18/06/2026.

COMMENTS

A quantity of 6.534 million kilos of tea was on offer at this week's auction. This was 0.045 million kilos higher than last week's quantity. Ex. Estate offerings which comprised 1.020 million kilos of teas was 0.003 million kilos higher than last week.

Quality was fairly similar to last week.

There was lower demand.

In the Ex estate catalogues, all Westerns BOP's and BOPF met a lower market.

Nuwara Eliya BOP's and BOPF were mostly unsold.

Better Uva BOP's were firm. All others Uva/UdaPussellawa BOP's and BOPF met a lower market.

There were hardly any offerings of High Grown BP1's. PF1's met a lower market. Medium Grown BP1's were irregular. Higher Price bracket PF1's were firm. Others were irregular. Low Grown BP1's were firm. PF1's were firm to dearer.

In the Low Grown leafy catalogues, Better OP1's together with the teas at the bottom met a lower market. Below Best sorts sold around last levels. Well made OP's were firm. Balance were lower. A Selection of high priced OP's were dearer. Balance were lower.

In the Low Grown Semi leafy catalogues, BOP1's sold around last levels. Well made PEK's were firm to dearer. Balance were lower. High Priced PEK1's together with the Below Best sorts and the teas at the bottom were lower. Best sorts sold around last levels.

In the Low Grown Small leaf catalogues, high priced FBOP's were firm. Balance met a dearer market. Teas at the bottom were irregular. FBOPF1's and FBOPF's met a dearer market.

In the Off Grades catalogues, Liquoring fannings met a lower market. Clean BM's and BOP1A's were firm. Others were lower. BP's met a firm to dearer market. Low Grown fannings sold around last levels.

In the Dust catalogues, Select Best Primaries met a firm to dearer market. Best and Below Best sorts where quality was maintained were irregular. Others were dearer. Clean Secondaries were barely steady. Others were firm. Low Grown's were dearer.

DETAILS OF TEA AWAITING SALES – 2026

SALE NO – 24A 22ND & 23RD JUNE 2026.

| | LOTS | QUANTITY (KG) | REPRINTS |
|--------------------|---------------|---------------------|------------|
| EX-ESTATE | 892 | 923,191.00 | |
| HIGH AND MEDIUM | 1,649 | 739,439.00 | |
| LOW LEAFY GRADE | 1,880 | 730,512.00 | |
| SEMI LEAFY GRADE | 1,193 | 457,605.00 | |
| TIPPY SMALL LEAF | 1,466 | 648,225.00 | |
| OFF GRADES & BOP1A | 2,226 | 1,152,248.00 | |
| DUSTS | 930 | 876,619.00 | |
| PREMIUM FLOWERY | 302 | 41,998.00 | |
| TOTAL | 10,538 | 5,569,837.00 | 920,577.00 |

TOTAL NO OF PKGS 146,905

NO OF TOTAL CTC PKGS 11,067

TOTAL QUANTITY (KG) 593,176

SALE NO – 25B 30TH JUNE TO 01ST JULY 2026

| | LOTS | QUANTITY (KG) | REPRINTS |
|--------------|---------------|---------------------|------------|
| | 902 | 940,542.00 | |
| | 1,875 | 854,987.00 | |
| | 2,242 | 905,663.00 | |
| | 1,575 | 642,536.00 | |
| | 1,974 | 897,273.00 | |
| | 2,496 | 1,255,023.00 | |
| | 761 | 701,040.00 | |
| | 329 | 44,960.00 | |
| TOTAL | 12,154 | 6,242,024.00 | 562,617.00 |

TOTAL NO OF PKGS 168,883

NO OF TOTAL CTC PKGS 10,770

TOTAL QUANTITY (KG) 567,066

SALE NO 24A - 22ND TO 23RD JUNE, 2026.

ORDER OF SALE

Ex - ESTATE

CEYLON TEA BROKERS PLC.

BARTLEET PRODUCE MARKETING (PVT) LTD.

JOHN KEELLS PLC.

EASTERN BROKERS LTD.

MERCANTILE PRODUCE BROKERS (PVT) LTD.

FORBES & WALKER TEA BROKERS (PVT) LTD.

ASIA SIYAKA COMMODITIES (PVT) LTD.

LANKA COMMODITY BROKERS LTD.

HIGH & MEDIUM

CEYLON TEA BROKERS PLC.

BARTLEET PRODUCE MARKETING (PVT) LTD.

ASIA SIYAKA COMMODITIES (PVT) LTD.

LANKA COMMODITY BROKERS LTD.

MERCANTILE PRODUCE BROKERS (PVT) LTD.

FORBES & WALKER TEA BROKERS (PVT) LTD.

EASTERN BROKERS LTD.

JOHN KEELLS PLC.

LOW GROWN

CEYLON TEA BROKERS PLC.

ASIA SIYAKA COMMODITIES (PVT) LTD.

BARTLEET PRODUCE MARKETING (PVT) LTD.

MERCANTILE PRODUCE BROKERS (PVT) LTD.

FORBES & WALKER TEA BROKERS (PVT) LTD.

EASTERN BROKERS LTD.

JOHN KEELLS PLC.

LANKA COMMODITY BROKERS LTD.

10% PAYMENT

26/06/2026

BUYERS' PROMPT

30/06/2026

SELLERS' PROMPT

01/07/2026

SRI LANKA TEA PRODUCTION – MAY, 2026.

We give below production figures for the month of May 2026, together with the corresponding figures of 2025 (kgs).

ORTHODOX

| | MAY 2026 | TO DATE 2026 | MAY 2025 | TO DATE 2025 |
|--------------|---------------------|---------------------|---------------------|----------------------|
| High Grown | 5,015,131.0 | 22,117,003.0 | 5,254,194.0 | 23,036,704.0 |
| Medium Grown | 3,512,782.0 | 14,513,796.0 | 4,049,502.0 | 16,982,845.0 |
| Low Grown | 13,515,625.0 | 58,597,824.0 | 13,248,825.0 | 61,664,324.0 |
| Total | 22,043,537.0 | 95,228,623.0 | 22,552,521.0 | 101,638,874.0 |

CTC

| | MAY 2026 | TO DATE 2026 | MAY 2025 | TO DATE 2025 |
|--------------|--------------------|---------------------|--------------------|---------------------|
| High Grown | 474,564.0 | 2,423,401.0 | 494,112.0 | 2,234,094.0 |
| Medium Grown | 991,987.0 | 4,679,743.0 | 812,024.0 | 3,819,775.0 |
| Low Grown | 892,994.0 | 4,267,780.0 | 968,186.0 | 4,060,234.0 |
| Total | 2,359,544.0 | 11,370,923.0 | 2,274,322.0 | 10,114,103.0 |

TOTAL BLACK TEA PRODUCTION

| | MAY 2026 | TO DATE 2026 | MAY 2025 | TO DATE 2025 |
|--------------|---------------------|----------------------|---------------------|----------------------|
| High Grown | 5,614,870.0 | 24,992,691.0 | 5,964,616.0 | 26,192,443.0 |
| Medium Grown | 4,570,520.0 | 19,622,112.0 | 5,070,619.0 | 21,725,241.0 |
| Low Grown | 14,513,704.0 | 63,285,004.0 | 14,330,084.0 | 66,042,111.0 |
| Total | 24,699,093.0 | 107,899,906.0 | 25,365,319.0 | 113,959,795.0 |

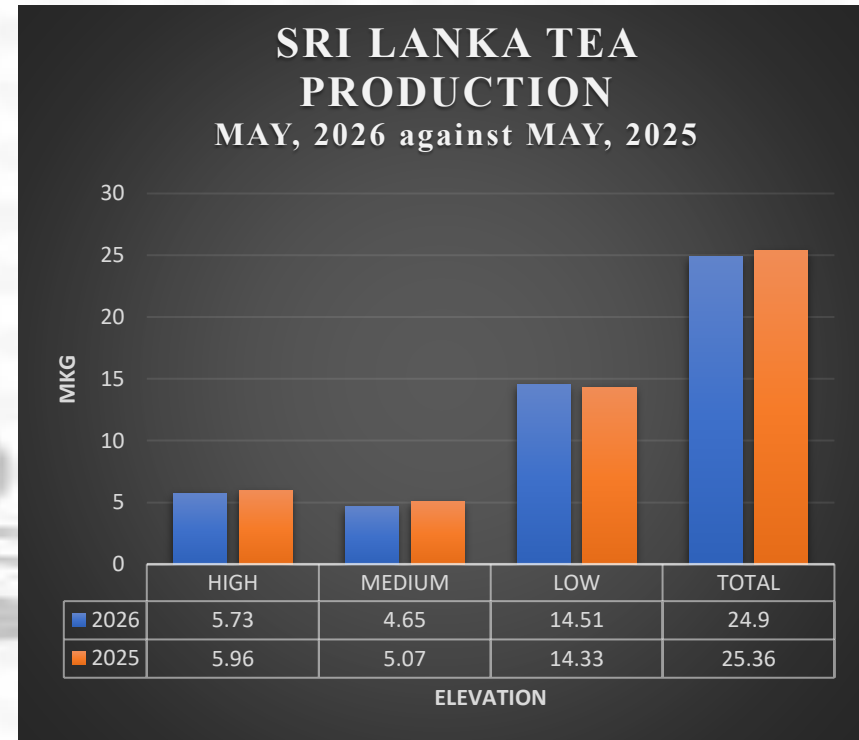
SRI LANKA TEA PRODUCTION – MAY, 2026.

GREEN TEA

| | MAY 2026 | TO DATE 2026 | MAY 2025 | TO DATE 2025 |
|--------------|------------------|--------------------|------------------|--------------------|
| High Grown | 122,575.0 | 617,418.0 | 124,224.0 | 548,087.0 |
| Medium Grown | 87,951.0 | 432,986.0 | 90,056.0 | 471,715.0 |
| Low Grown | 985.0 | 3,847.0 | 423.0 | 1,945.0 |
| Total | 210,511.0 | 1,054,251.0 | 214,702.0 | 1,021,748.0 |

TOTAL TEA PRODUCTION

| | MAY 2026 | TO DATE 2026 | MAY 2025 | TO DATE 2025 |
|--------------|---------------------|----------------------|---------------------|----------------------|
| High Grown | 5,736,445.0 | 25,610,108.0 | 5,964,616.0 | 26,192,443.0 |
| Medium Grown | 4,658,471.0 | 20,055,098.0 | 5,070,619.0 | 21,725,241.0 |
| Low Grown | 14,514,689.0 | 63,288,851.0 | 14,330,084.0 | 66,042,111.0 |
| Total | 24,909,604.0 | 108,954,057.0 | 25,365,319.0 | 113,959,795.0 |



CTC PRODUCTION AS A PERCENTAGE OF THE TOTAL BLACK TEA PRODUCTION



2026

MAY – 9.6

TO DATE – 10.5



2025

MAY – 9.0

TO DATE – 9.0

ANALYSIS OF PRODUCTION - (PERCENTAGE WISE)

| 2026 | MONTH | COMULATIVE |
|--------------|-------|------------|
| High Grown | 23.0 | 23.5 |
| Medium Grown | 18.7 | 18.4 |
| Low Grown | 58.3 | 58.1 |
| Total | 100.0 | 100.0 |

| 2025 | MONTH | COMULATIVE |
|--------------|--------|------------|
| High Grown | 23.50 | 23.00 |
| Medium Grown | 20.00 | 19.10 |
| Low Grown | 56.50 | 58.00 |
| Total | 100.00 | 100.00 |

| PRODUCTION OF | MAY 2026 | TO DATE 2026 | MAY 2025 | TO DATE 2025 |
|--|------------|--------------|------------|--------------|
| Instant tea (Included in black tea data) | 86,908.00 | 624,590.00 | 375,899.00 | 1,418,607.00 |
| Bio Tea (included in black tea data) | 59,541.00 | 451,652.00 | 148,227.00 | 587,078.00 |
| Reclaim Tea (included in black tea data) | 236,472.00 | 848,609.00 | 175,547.00 | 552,992.00 |

AMENDED - SRI LANKA TEA PRODUCTION APRIL - 2026

| ORTHODOX | APRIL | ADJUSTMENTS FOR LATE RETURNS | AMENDED FIGURE - TO-DATE |
|--------------|----------------------|------------------------------|--------------------------|
| High Grown | 17,070,119.00 | 31,754.00 | 17,101,873.00 |
| Medium Grown | 10,973,000.00 | 28,014.00 | 11,001,014.00 |
| Low Grown | 45,041,343.00 | 40,857.00 | 45,082,199.00 |
| Total | 73,084,462.00 | 100,624.00 | 73,185,086.00 |

| CTC | APRIL | ADJUSTMENTS FOR LATE RETURNS | AMENDED FIGURE - TO-DATE |
|--------------|---------------------|------------------------------|--------------------------|
| High Grown | 1,948,837.00 | - | 1,948,837.00 |
| Medium Grown | 3,687,757.00 | - | 3,687,757.00 |
| Low Grown | 3,374,786.00 | - | 3,374,786.00 |
| Total | 9,011,379.00 | - | 9,011,379.00 |

AMENDED - SRI LANKA TEA PRODUCTION APRIL - 2026

| TOTAL BLACK TEA | APRIL | ADJUSTMENTS FOR LATE RETURNS | AMENDED FIGURE - TO-DATE |
|-----------------|----------------------|------------------------------|--------------------------|
| High Grown | 19,346,068.00 | 31,754.00 | 19,377,821.00 |
| Medium Grown | 15,023,577.00 | 28,014.00 | 15,051,591.00 |
| Low Grown | 48,729,538.00 | 41,763.00 | 48,771,300.00 |
| Total | 83,099,183.00 | 101,530.00 | 83,200,713.00 |

| GREEN TEA | APRIL | ADJUSTMENTS FOR LATE RETURNS | AMENDED FIGURE - TO-DATE |
|--------------|-------------------|------------------------------|--------------------------|
| High Grown | 495,843.00 | - | 495,843.00 |
| Medium Grown | 345,035.00 | - | 345,035.00 |
| Low Grown | 2,862.00 | - | 2,862.00 |
| Total | 843,740.00 | - | 843,740.00 |

| TOTAL TEA PRODUCTION | APRIL | ADJUSTMENTS FOR LATE RETURNS | AMENDED FIGURE - TO-DATE |
|----------------------|----------------------|------------------------------|--------------------------|
| High Grown | 19,841,910.00 | 31,754.00 | 19,873,664.00 |
| Medium Grown | 15,368,612.00 | 28,014.00 | 15,396,626.00 |
| Low Grown | 48,732,400.00 | 41,763.00 | 48,774,162.00 |
| Total | 83,942,922.00 | 101,530.00 | 84,044,453.00 |